



United Kingdom

Trofeo 

FERRARI CHALLENGE TROFEO PIRELLI UK CHAMPIONSHIP

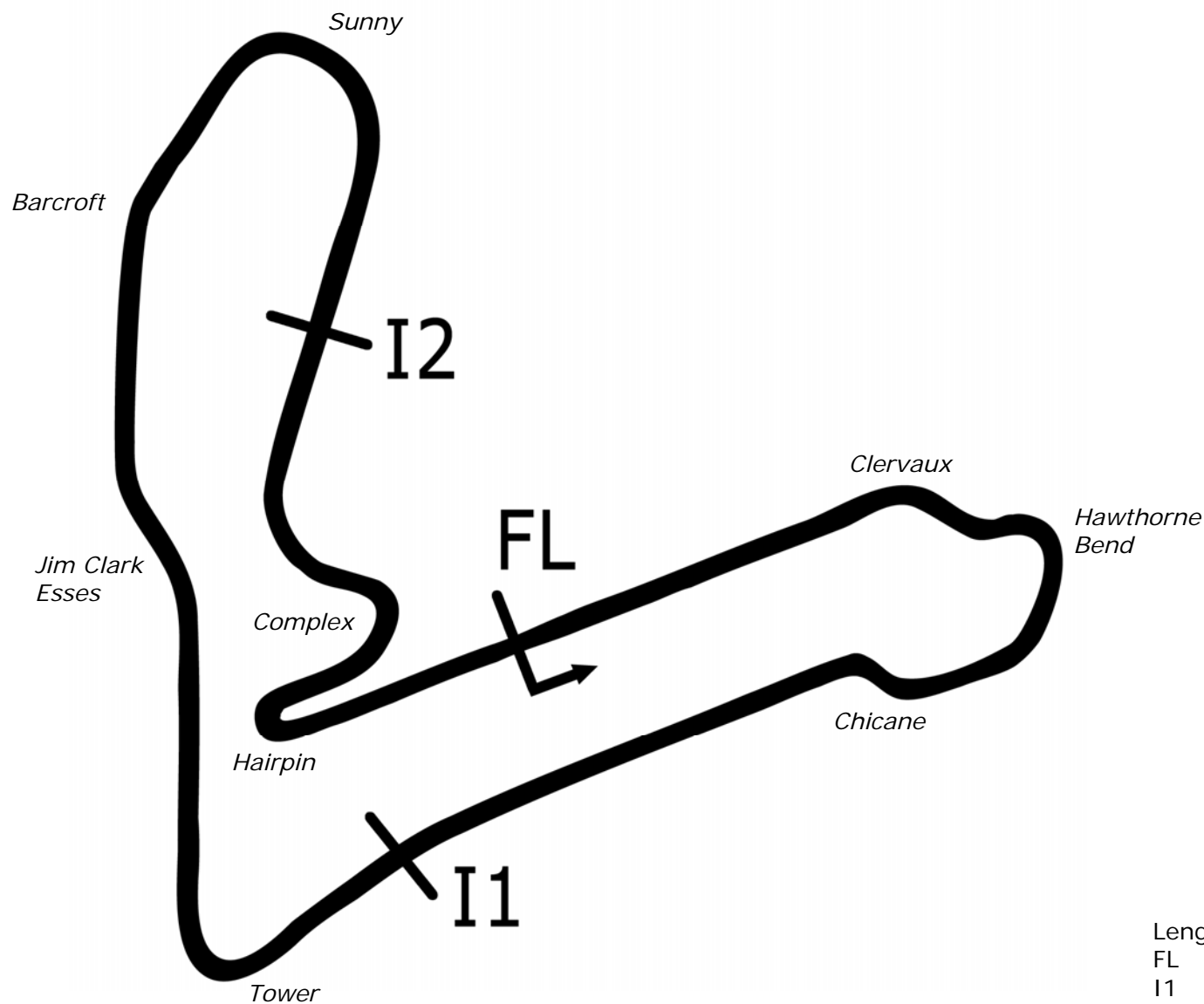
Croft Circuit

19th – 21st July 2019



Results Provided by Timing Solutions Ltd
www.tsl-timing.com

Croft



Length	2.1250 miles	3419.9 m	
FL		54.45541 N	1.55556 W
I1	1088m	54.45396 N	1.55399 W
I2	2562m	54.45536 N	1.56054 W
Pit Entry	3280m	54.44542 N	1.55562 W
Pit Exit	126m after FL	54.45656 N	1.55518 W
Pit Entry–Pit Exit	268m, 16.0s @60kph,	12.0s @80kph	

All results available at www.tsl-timing.com

Ferrari Challenge Trofeo Pirelli UK

TEST - CLASSIFICATION

POS	NO	CL	PIC NAME	DEALERSHIP	ENTRY	TIME	ON	LAPS	GAP	DIFF	KPH
1	13	S	1 Stuart WILLSON	Graypaul, Nottingham	488 Challenge	1:19.796	18	42			154.28
2	29	P	1 Jason BAKER	Dick Lovett, Swindon	488 Challenge	1:20.895	33	45	1.099	1.099	152.19
3	79	P	2 Jamie CLARKE	Stratstone, Manchester	488 Challenge	1:21.563	21	21	1.767	0.668	150.94
4	72	P	3 Jon WOOD	Carrs Ferrari	488 Challenge	1:21.915	25	40	2.119	0.352	150.29
5	43	P	4 Josh KIRKWOOD-JONES	H R Owen, London	488 Challenge	1:22.011	40	41	2.215	0.096	150.12
6	60	P	5 Wayne MARRS	Dick Lovett, Swindon	488 Challenge	1:22.041	36	40	2.245	0.030	150.06
7	27	P	6 Martin SMITH	Graypaul, Birmingham	488 Challenge	1:22.234	43	44	2.438	0.193	149.71
8	1	S	2 Alex MOSS	Graypaul, Birmingham	488 Challenge	1:22.279	30	31	2.483	0.045	149.63
9	9	S	3 Paul STEVENS	Dick Lovett, Swindon	488 Challenge	1:22.476	26	48	2.680	0.197	149.27
10	83	S	4 Richard GUY	Charles Hurst	488 Challenge	1:22.575	35	52	2.779	0.099	149.09
11	77	S	5 Paul SIMMERSON	Graypaul, Birmingham	488 Challenge	1:22.755	4	51	2.959	0.180	148.77
12	40	S	6 Jamie THWAITES	JCT600 Brooklands Leeds	488 Challenge	1:22.878	25	26	3.082	0.123	148.55
13	69	S	7 Toby FLANNAGAN	Maranello Sales	488 Challenge	1:22.910	41	42	3.114	0.032	148.49
14	22	S	8 Gary REDMAN	Graypaul, Nottingham	488 Challenge	1:24.448	19	20	4.652	1.538	145.78
15	8	S	9 Mark MCALLISTER	Lancaster Ferrari, Colchester	488 Challenge	1:25.137	5	12	5.341	0.689	144.60
16	18	S	10 David GROVER	H R Owen, London	488 Challenge	1:25.536	43	62	5.740	0.399	143.93
17	25	S	11 Neil MILLER	Meridien Modena	488 Challenge	1:25.695	23	29	5.899	0.159	143.66
18	14	S	12 Imran KARA	Graypaul, Birmingham	488 Challenge	1:27.369	37	38	7.573	1.674	140.91

Ferrari Challenge Trofeo Pirelli UK

TEST - BEST SECTORS

SECTOR 1			SECTOR 2			SECTOR 3			IDEAL / BEST COMPARISON						
POS	NO	NAME	TIME	NO	NAME	TIME	NO	NAME	TIME	POS	NO	NAME	IDEAL	BEST	DIFF
													PERFECT LAP	1:19.691	
1	29	BAKER	24.425	13	WILLSON	32.760	13	WILLSON	22.506	1	13	WILLSON	1:19.796	1:19.796	0.000
2	13	WILLSON	24.530	29	BAKER	33.355	29	BAKER	22.754	2	29	BAKER	1:20.534	1:20.895	0.361
3	72	WOOD	24.690	79	CLARKE	33.450	60	MARRS	22.819	3	79	CLARKE	1:21.257	1:21.563	0.306
4	79	CLARKE	24.844	72	WOOD	33.670	79	CLARKE	22.963	4	72	WOOD	1:21.520	1:21.915	0.395
5	83	GUY	24.894	9	STEVENS	33.700	1	MOSS	23.001	5	60	MARRS	1:21.795	1:22.041	0.246
6	9	STEVENS	24.899	27	SMITH	33.706	83	GUY	23.003	6	43	KIRKWOOD-JONES	1:22.011	1:22.011	0.000
7	69	FLANNAGAN	24.992	43	KIRKWOOD-JONES	33.785	43	KIRKWOOD-JONES	23.070	7	27	SMITH	1:22.041	1:22.234	0.193
8	27	SMITH	25.058	60	MARRS	33.841	72	WOOD	23.160	8	9	STEVENS	1:22.098	1:22.476	0.378
9	40	THWAITES	25.061	77	SIMMERSON	33.951	27	SMITH	23.277	9	83	GUY	1:22.132	1:22.575	0.443
10	60	MARRS	25.135	1	MOSS	33.967	77	SIMMERSON	23.305	10	1	MOSS	1:22.279	1:22.279	0.000
11	43	KIRKWOOD-JONES	25.156	83	GUY	34.235	40	THWAITES	23.395	11	77	SIMMERSON	1:22.481	1:22.755	0.274
12	77	SIMMERSON	25.225	40	THWAITES	34.310	69	FLANNAGAN	23.405	12	40	THWAITES	1:22.766	1:22.878	0.112
13	1	MOSS	25.311	69	FLANNAGAN	34.442	22	REDMAN	23.449	13	69	FLANNAGAN	1:22.839	1:22.910	0.071
14	22	REDMAN	25.493	22	REDMAN	34.675	9	STEVENS	23.499	14	22	REDMAN	1:23.617	1:24.448	0.831
15	8	MCALLISTER	25.678	25	MILLER	35.171	18	GROVER	23.626	15	8	MCALLISTER	1:24.934	1:25.137	0.203
16	25	MILLER	25.809	18	GROVER	35.316	8	MCALLISTER	23.816	16	18	GROVER	1:24.961	1:25.536	0.575
17	18	GROVER	26.019	8	MCALLISTER	35.440	14	KARA	23.838	17	25	MILLER	1:25.249	1:25.695	0.446
18	14	KARA	26.438	14	KARA	35.833	25	MILLER	24.269	18	14	KARA	1:26.109	1:27.369	1.260

Weather / Track : Cloudy / Dry

Results can be found at www.tsl-timing.com

Croft

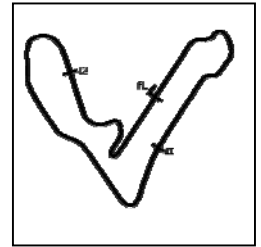
Circuit Length = 3.419 km

Start: 09:30 Flag 13:00 End: 13:00

Printed - 13:04 Friday, 19 July 2019

Ferrari Challenge Trofeo Pirelli UK

TEST - SECTOR ANALYSIS



SECTOR 1 = FL to I1, SECTOR 2 = I1 to I2, SECTOR 3 = I2 to FL, DIFF = Difference To Personal Best Lap, P = Crossed Finish Line in Pit Lane, D = Time Disallowed

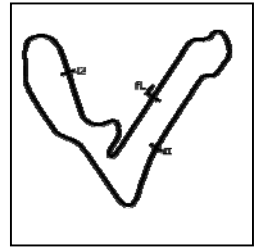
P1 13 S		Stuart WILLSON		488 Challenge - Graypaul, Nottingham			
IDEAL LAP TIME : 1:19.796		BEST LAP TIME : 1:19.796		DIFFERENCE : 0.000			
LAP	SECTOR 1	SECTOR 2	SECTOR 3	LAP TIME	KPH	DIFF	TIME OF DAY
1 -	26.245	34.409	22.928	1:23.582	147.30	3.786	10:28:07.461
2 -	25.279	34.196	22.862	1:22.337	149.52	2.541	10:29:29.798
3 -	25.000	33.680	22.982	1:21.662	150.76	1.866	10:30:51.460
4 -	25.122	34.109	23.036	1:22.267	149.65	2.471	10:32:13.727
5 -	25.421	33.671	IN PIT	1:19.947	P 153.99	0.151	10:33:33.674
6 -				2:53.059	71.14	1:33.263	10:36:26.733
7 -	OUTLAP	34.077	24.144	1:31.458	134.61	11.662	10:37:58.191
8 -	24.884	33.642	23.194	1:21.720	150.65	1.924	10:39:19.911
9 -	24.889	33.576	23.156	1:21.621	150.83	1.825	10:40:41.532
10 -	25.947	34.352	IN PIT	1:21.527	P 151.01	1.731	10:42:03.059
11 -	OUTLAP	39.216	24.072	49:35.081	4.13	48:15.285	11:31:38.140
12 -	25.086	33.370	22.680	1:21.136	(3) 151.74	1.340	11:32:59.276
13 -	24.614	34.824	23.368	1:22.806	148.68	3.010	11:34:22.082
14 -	24.741	33.184	22.925	1:20.850	(2) 152.27	1.054	11:35:42.932
15 -	25.202	33.563	IN PIT	1:19.639	P 154.59		11:37:02.571
16 -	OUTLAP	40.383	25.208	7:25.860	27.61	6:06.064	11:44:28.431
17 -	28.740	34.752	23.159	1:26.651	142.08	6.855	11:45:55.082
18 -	24.530	32.760	22.506	1:19.796	(1) 154.28		11:47:14.878
19 -	24.548	33.034	IN PIT	1:24.486	P 145.72	4.690	11:48:39.364
20 -	OUTLAP	41.181	25.679	21:47.638	9.41	20:27.842	12:10:27.002
21 -	29.016	38.654	24.873	1:32.543	133.03	12.747	12:11:59.545
22 -	28.230	37.548	24.695	1:30.473	136.08	10.677	12:13:30.018
23 -	26.637	37.700	24.882	1:29.219	137.99	9.423	12:14:59.237
24 -	26.680	37.411	25.399	1:29.490	137.57	9.694	12:16:28.727
25 -	27.561	37.476	24.631	1:29.668	137.30	9.872	12:17:58.395
26 -	26.754	37.665	25.314	1:29.733	137.20	9.937	12:19:28.128
27 -	27.439	37.653	24.904	1:29.996	136.80	10.200	12:20:58.124
28 -	26.806	37.224	24.801	1:28.831	138.59	9.035	12:22:26.955
29 -	26.917	37.327	IN PIT	1:28.154	P 139.66	8.358	12:23:55.109
30 -	OUTLAP	38.479	24.774	9:38.736	21.27	8:18.940	12:33:33.845
31 -	26.744	35.977	24.311	1:27.032	141.46	7.236	12:35:00.877
32 -	26.685	36.882	24.756	1:28.323	139.39	8.527	12:36:29.200
33 -	26.618	36.935	26.544	1:30.097	136.64	10.301	12:37:59.297
34 -	28.498	36.837	24.888	1:30.223	136.45	10.427	12:39:29.520
35 -	26.392	35.747	24.089	1:26.228	142.78	6.432	12:40:55.748
36 -	30.235	42.796	29.856	1:42.887	119.66	23.091	12:42:38.635
37 -	26.678	36.280	24.361	1:27.319	140.99	7.523	12:44:05.954
38 -	26.221	36.812	28.720	1:31.753	134.18	11.957	12:45:37.707
39 -	26.302	35.342	24.688	1:26.332	142.60	6.536	12:47:04.039
40 -	26.687	35.485	24.287	1:26.459	142.39	6.663	12:48:30.498
41 -	26.035	34.899	24.659	1:25.593	143.83	5.797	12:49:56.091
42 -	38.229	38.518	IN PIT	1:40.199	P 122.87	20.403	12:51:36.290

Weather / Track : Cloudy / Dry

Croft
Circuit Length = 3.419 km
Start: 09:30 Flag 13:00 End: 13:00

Ferrari Challenge Trofeo Pirelli UK

TEST - SECTOR ANALYSIS



SECTOR 1 = FL to I1, SECTOR 2 = I1 to I2, SECTOR 3 = I2 to FL, DIFF = Difference To Personal Best Lap, P = Crossed Finish Line in Pit Lane, D = Time Disallowed

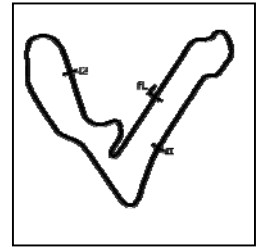
P2 29 P		Jason BAKER		488 Challenge - Dick Lovett, Swindon			
IDEAL LAP TIME : 1:20.534		BEST LAP TIME : 1:20.895		DIFFERENCE : 0.361			
LAP	SECTOR 1	SECTOR 2	SECTOR 3	LAP TIME	KPH	DIFF	TIME OF DAY
1 -	32.171	43.372	27.182	1:42.725	119.85	21.830	09:52:23.404
2 -	28.841	38.508	24.948	1:32.297	133.39	11.402	09:53:55.701
3 -	27.277	36.805	24.645	1:28.727	138.75	7.832	09:55:24.428
4 -	35.103	46.026	27.241	1:48.370	113.60	27.475	09:57:12.798
5 -	27.413	36.490	23.659	1:27.562	140.60	6.667	09:58:40.360
6 -	25.916	34.963	23.836	1:24.715	145.33	3.820	10:00:05.075
7 -	30.392	42.264	IN PIT	1:44.510	P 117.80	23.615	10:01:49.585
8 -	OUTLAP	44.093	25.592	39:32.625	5.18	38:11.730	10:41:22.210
9 -	28.516	42.238	25.839	1:36.593	127.45	15.698	10:42:58.803
10 -	25.159	33.878	22.932	1:21.969	150.19	1.074	10:44:20.772
11 -	25.949	34.378	23.875	1:24.202	146.21	3.307	10:45:44.974
12 -	24.845	33.727	23.037	1:21.609	150.86	0.714	10:47:06.583
13 -	30.669	43.498	IN PIT	1:38.121	P 125.47	17.226	10:48:44.704
14 -	OUTLAP	45.317	25.085	46:00.425	4.46	44:39.530	11:34:45.129
15 -	25.830	35.796	32.286	1:33.912	131.09	13.017	11:36:19.041
16 -	25.147	33.865	23.043	1:22.055	150.04	1.160	11:37:41.096
17 -	27.530	35.839	IN PIT	1:27.869	P 140.11	6.974	11:39:08.965
18 -	OUTLAP	36.720	25.753	5:35.080	36.74	4:14.185	11:44:44.045
19 -	25.089	33.992	26.274	1:25.355	144.24	4.460	11:46:09.400
20 -	24.930	33.955	29.458	1:28.343	139.36	7.448	11:47:37.743
21 -	24.788	33.355	23.243	1:21.386	151.27	0.491	11:48:59.129
22 -	25.369	40.100	IN PIT	1:36.111	P 128.09	15.216	11:50:35.240
23 -	OUTLAP	39.752	24.414	4:17.153	47.87	2:56.258	11:54:52.393
24 -	24.688	36.074	IN PIT	1:24.907	P 145.00	4.012	11:56:17.300
25 -	OUTLAP	39.431	25.035	5:38.666	36.35	4:17.771	12:01:55.966
26 -	25.506	34.377	25.752	1:25.635	143.76	4.740	12:03:21.601
27 -	24.775	33.744	23.096	1:21.615	150.85	0.720	12:04:43.216
28 -	24.634	33.694	22.965	1:21.293	151.44	0.398	12:06:04.509
29 -	24.646	33.705	22.754	1:21.105	(3) 151.79	0.210	12:07:25.614
30 -	24.539	33.542	22.929	1:21.010	(2) 151.97	0.115	12:08:46.624
31 -	29.403	38.114	24.741	1:32.258	133.44	11.363	12:10:18.882
32 -	24.848	36.904	24.213	1:25.965	143.21	5.070	12:11:44.847
33 -	24.425	33.368	23.102	1:20.895	(1) 152.19		12:13:05.742
34 -	24.686	33.625	28.581	1:26.892	141.68	5.997	12:14:32.634
35 -	38.478	51.966	IN PIT	1:59.867	P 102.71	38.972	12:16:32.501
36 -	OUTLAP	36.822	28.643	4:46.396	42.98	3:25.501	12:21:18.897
37 -	30.989	40.201	29.151	1:40.341	122.69	19.446	12:22:59.238
38 -	24.996	33.934	24.658	1:23.588	147.28	2.693	12:24:22.826
39 -	24.698	33.539	23.159	1:21.396	151.25	0.501	12:25:44.222
40 -	24.901	33.579	23.047	1:21.527	151.01	0.632	12:27:05.749
41 -	25.258	40.187	IN PIT	1:32.693	P 132.82	11.798	12:28:38.442
42 -	OUTLAP	46.454	28.076	25:31.205	8.04	24:10.310	12:54:09.647
43 -	31.993	40.529	24.860	1:37.382	126.42	16.487	12:55:47.029
44 -	27.477	36.440	24.876	1:28.793	138.65	7.898	12:57:15.822
45 -	33.419	42.398	IN PIT	1:41.325	P 121.50	20.430	12:58:57.147

Weather / Track : Cloudy / Dry

Croft
Circuit Length = 3.419 km
Start: 09:30 Flag 13:00 End: 13:00

Ferrari Challenge Trofeo Pirelli UK

TEST - SECTOR ANALYSIS



SECTOR 1 = FL to I1, SECTOR 2 = I1 to I2, SECTOR 3 = I2 to FL, DIFF = Difference To Personal Best Lap, P = Crossed Finish Line in Pit Lane, D = Time Disallowed

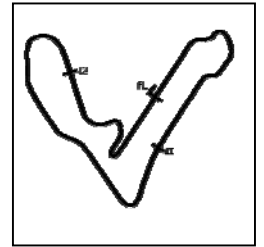
P3 79 P		Jamie CLARKE		488 Challenge - Stratstone, Manchester			
IDEAL LAP TIME : 1:21.257		BEST LAP TIME : 1:21.563		DIFFERENCE : 0.306			
LAP	SECTOR 1	SECTOR 2	SECTOR 3	LAP TIME	KPH	DIFF	TIME OF DAY
1 -	27.978	35.545	23.373	1:26.896	141.68	5.333	10:00:31.418
2 -	25.296	35.783	24.163	1:25.242	144.43	3.679	10:01:56.660
3 -	30.904	42.044	IN PIT	1:40.296 P	122.75	18.733	10:03:36.956
4 -	OUTLAP	41.844	26.060	24:14.934	8.46	22:53.371	10:27:51.890
5 -	27.635	36.402	23.403	1:27.440	140.80	5.877	10:29:19.330
6 -	28.315	34.720	23.125	1:26.160	142.89	4.597	10:30:45.490
7 -	25.353	36.910	25.187	1:27.450	140.78	5.887	10:32:12.940
8 -	25.679	33.615	23.032	1:22.326	149.54	0.763	10:33:35.266
9 -	25.023	33.598	23.610	1:22.231	149.72	0.668	10:34:57.497
10 -	26.026	36.683	28.728	1:31.437	134.64	9.874	10:36:28.934
11 -	25.083	36.094	23.033	1:24.210	146.20	2.647	10:37:53.144
12 -	25.213	33.903	23.266	1:22.382	149.44	0.819	10:39:15.526
13 -	25.027	37.366	24.628	1:27.021	141.47	5.458	10:40:42.547
14 -	26.159	34.164	24.491	1:24.814	145.16	3.251	10:42:07.361
15 -	25.076	33.523	23.282	1:21.881	150.36	0.318	10:43:29.242
16 -	25.054	33.507	23.137	1:21.698 (2)	150.69	0.135	10:44:50.940
17 -	24.889	33.450	IN PIT	1:21.424 P	151.20		10:46:12.364
18 -	OUTLAP	34.289	23.300	4:03.980	50.46	2:42.417	10:50:16.344
19 -	25.093	33.856	23.042	1:21.991	150.15	0.428	10:51:38.335
20 -	25.003	33.788	23.061	1:21.852 (3)	150.41	0.289	10:53:00.187
21 -	25.115	33.485	22.963	1:21.563 (1)	150.94		10:54:21.750

Weather / Track : Cloudy / Dry

Croft
Circuit Length = 3.419 km
Start: 09:30 Flag 13:00 End: 13:00

Ferrari Challenge Trofeo Pirelli UK

TEST - SECTOR ANALYSIS



SECTOR 1 = FL to I1, SECTOR 2 = I1 to I2, SECTOR 3 = I2 to FL, DIFF = Difference To Personal Best Lap, P = Crossed Finish Line in Pit Lane, D = Time Disallowed

P4 72 P		Jon WOOD		488 Challenge - Carrs Ferrari			
IDEAL LAP TIME : 1:21.520		BEST LAP TIME : 1:21.915		DIFFERENCE : 0.395			
LAP	SECTOR 1	SECTOR 2	SECTOR 3	LAP TIME	KPH	DIFF	TIME OF DAY
1 -	31.478	41.973	25.180	1:38.631	124.82	16.716	09:54:16.806
2 -	28.509	37.447	27.281	1:33.237	132.04	11.322	09:55:50.043
3 -	26.866	36.910	27.306	1:31.082	135.17	9.167	09:57:21.125
4 -	25.998	35.386	27.101	1:28.485	139.13	6.570	09:58:49.610
5 -	25.757	36.138	23.742	1:25.637	143.76	3.722	10:00:15.247
6 -	25.808	36.929	IN PIT	1:32.081	P 133.70	10.166	10:01:47.328
7 -	OUTLAP	1:03.215	IN PIT	4:23.849	P 46.66	3:01.934	10:06:11.177
8 -	OUTLAP	40.823	25.019	35:46.390	5.73	34:24.475	10:41:57.567
9 -	28.084	35.188	23.653	1:26.925	141.63	5.010	10:43:24.492
10 -	25.227	34.924	23.806	1:23.957	146.64	2.042	10:44:48.449
11 -	25.178	34.464	24.133	1:23.775	146.96	1.860	10:46:12.224
12 -	25.091	34.794	24.135	1:24.020	146.53	2.105	10:47:36.244
13 -	25.407	34.775	24.199	1:24.381	145.90	2.466	10:49:00.625
14 -	25.186	34.075	24.272	1:23.533	147.38	1.618	10:50:24.158
15 -	26.433	36.289	23.914	1:26.636	142.10	4.721	10:51:50.794
16 -	26.372	34.602	23.722	1:24.696	145.36	2.781	10:53:15.490
17 -	25.269	34.661	24.077	1:24.007	146.55	2.092	10:54:39.497
18 -	25.729	43.739	IN PIT	1:38.830	P 124.57	16.915	10:56:18.327
19 -	OUTLAP	40.568	24.654	40:53.067	5.01	39:31.152	11:37:11.394
20 -	25.685	34.759	23.473	1:23.917	146.71	2.002	11:38:35.311
21 -	25.257	34.457	23.912	1:23.626	147.22	1.711	11:39:58.937
22 -	25.696	34.910	IN PIT	1:23.646	P 147.18	1.731	11:41:22.583
23 -	OUTLAP	39.840	24.683	4:41.576	43.72	3:19.661	11:46:04.159
24 -	26.036	34.442	23.409	1:23.887	146.76	1.972	11:47:28.046
25 -	24.930	33.825	23.160	1:21.915 (1)	150.29		11:48:49.961
26 -	24.896	34.412	23.348	1:22.656	148.95	0.741	11:50:12.617
27 -	24.857	33.670	23.817	1:22.344	(3) 149.51	0.429	11:51:34.961
28 -	24.690	34.285	23.237	1:22.212	(2) 149.75	0.297	11:52:57.173
29 -	24.826	33.946	23.892	1:22.664	148.93	0.749	11:54:19.837
30 -	24.995	33.950	23.847	1:22.792	148.70	0.877	11:55:42.629
31 -	26.927	37.545	IN PIT	1:28.219	P 139.55	6.304	11:57:10.848
32 -	OUTLAP	40.897	IN PIT	7:53.015	P 26.02	6:31.100	12:05:03.863
33 -	OUTLAP	34.977	29.287	2:21.758	86.84	59.843	12:07:25.621
34 -	26.405	34.317	23.484	1:24.206	146.20	2.291	12:08:49.827
35 -	27.442	38.589	29.472	1:35.503	128.91	13.588	12:10:25.330
36 -	26.691	34.563	IN PIT	1:27.645	P 140.47	5.730	12:11:52.975
37 -	OUTLAP	34.675	23.546	1:59.019	103.44	37.104	12:13:51.994
38 -	25.382	34.598	24.789	1:24.769	145.23	2.854	12:15:16.763
39 -	24.841	34.061	23.511	1:22.413	149.38	0.498	12:16:39.176
40 -	25.223	45.949	IN PIT	1:37.843	P 125.83	15.928	12:18:17.019

Weather / Track : Cloudy / Dry

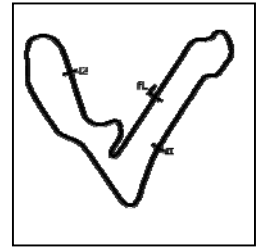
Croft

Circuit Length = 3.419 km

Start: 09:30 Flag 13:00 End: 13:00

Ferrari Challenge Trofeo Pirelli UK

TEST - SECTOR ANALYSIS



SECTOR 1 = FL to I1, SECTOR 2 = I1 to I2, SECTOR 3 = I2 to FL, DIFF = Difference To Personal Best Lap, P = Crossed Finish Line in Pit Lane, D = Time Disallowed

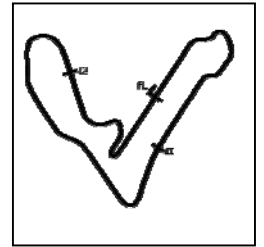
P5 43 P		Josh KIRKWOOD-JONES		488 Challenge - H R Owen, London			
IDEAL LAP TIME : 1:22.011		BEST LAP TIME : 1:22.011		DIFFERENCE : 0.000			
LAP	SECTOR 1	SECTOR 2	SECTOR 3	LAP TIME	KPH	DIFF	TIME OF DAY
1 -	35.596	43.918	26.117	1:45.631	116.55	23.620	09:57:06.132
2 -	31.376	40.429	25.499	1:37.304	126.52	15.293	09:58:43.436
3 -	28.611	40.544	25.473	1:34.628	130.10	12.617	10:00:18.064
4 -	27.323	37.236	27.194	1:31.753	134.18	9.742	10:01:49.817
5 -	32.559	42.475	26.173	1:41.207	121.64	19.196	10:03:31.024
6 -	28.240	42.202	IN PIT	1:39.216 P	124.08	17.205	10:05:10.240
7 -	OUTLAP	41.781	24.737	48:22.641	4.24	47:00.630	10:53:32.881
8 -	26.851	36.035	24.102	1:26.988	141.53	4.977	10:54:59.869
9 -	29.079	51.204	IN PIT	1:50.428 P	111.49	28.417	10:56:50.297
10 -	OUTLAP	41.741	25.105	36:20.758	5.64	34:58.747	11:33:11.055
11 -	26.715	36.317	24.329	1:27.361	140.92	5.350	11:34:38.416
12 -	26.040	35.541	23.941	1:25.522	143.95	3.511	11:36:03.938
13 -	25.776	36.052	24.277	1:26.105	142.98	4.094	11:37:30.043
14 -	25.766	34.720	23.910	1:24.396	145.87	2.385	11:38:54.439
15 -	26.062	35.303	24.093	1:25.458	144.06	3.447	11:40:19.897
16 -	34.661	48.021	IN PIT	1:50.124 P	111.79	28.113	11:42:10.021
17 -	OUTLAP	41.082	26.478	7:29.251	27.40	6:07.240	11:49:39.272
18 -	27.293	36.179	23.818	1:27.290	141.04	5.279	11:51:06.562
19 -	25.715	34.526	23.513	1:23.754	146.99	1.743	11:52:30.316
20 -	25.439	34.093	23.175	1:22.707 (3)	148.85	0.696	11:53:53.023
21 -	25.477	36.739	23.736	1:25.952	143.23	3.941	11:55:18.975
22 -	25.688	34.728	23.395	1:23.811	146.89	1.800	11:56:42.786
23 -	25.576	40.564	IN PIT	1:33.687 P	131.41	11.676	11:58:16.473
24 -	OUTLAP	37.200	27.482	5:13.882	39.22	3:51.871	12:03:30.355
25 -	27.065	35.067	23.667	1:25.799	143.49	3.788	12:04:56.154
26 -	26.837	34.521	23.455	1:24.813	145.16	2.802	12:06:20.967
27 -	25.604	34.799	23.446	1:23.849	146.83	1.838	12:07:44.816
28 -	25.648	34.051	23.315	1:23.014	148.30	1.003	12:09:07.830
29 -	25.264	34.214	23.204	1:22.682 (2)	148.90	0.671	12:10:30.512
30 -	26.125	40.908	IN PIT	1:34.641 P	130.08	12.630	12:12:05.153
31 -	OUTLAP	40.064	24.345	33:01.660	6.21	31:39.649	12:45:06.813
32 -	26.023	38.854	24.644	1:29.521	137.52	7.510	12:46:36.334
33 -	25.677	34.569	23.462	1:23.708	147.07	1.697	12:48:00.042
34 -	25.601	35.655	27.136	1:28.392	139.28	6.381	12:49:28.434
35 -	25.643	35.049	23.467	1:24.159	146.29	2.148	12:50:52.593
36 -	25.529	34.284	23.231	1:23.044	148.25	1.033	12:52:15.637
37 -	25.362	34.185	23.242	1:22.789	148.71	0.778	12:53:38.426
38 -	27.072	38.131	26.577	1:31.780	134.14	9.769	12:55:10.206
39 -	25.523	34.294	23.647	1:23.464	147.50	1.453	12:56:33.670
40 -	25.156	33.785	23.070	1:22.011 (1)	150.12		12:57:55.681
41 -	32.456	45.936	IN PIT	1:47.414 P	114.61	25.403	12:59:43.095

Weather / Track : Cloudy / Dry

Croft
Circuit Length = 3.419 km
Start: 09:30 Flag 13:00 End: 13:00

Ferrari Challenge Trofeo Pirelli UK

TEST - SECTOR ANALYSIS



SECTOR 1 = FL to I1, SECTOR 2 = I1 to I2, SECTOR 3 = I2 to FL, DIFF = Difference To Personal Best Lap, P = Crossed Finish Line in Pit Lane, D = Time Disallowed

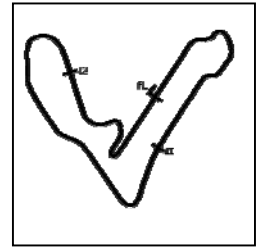
P6 60 P		Wayne MARRS		488 Challenge - Dick Lovett, Swindon			
IDEAL LAP TIME : 1:21.795		BEST LAP TIME : 1:22.041		DIFFERENCE : 0.246			
LAP	SECTOR 1	SECTOR 2	SECTOR 3	LAP TIME	KPH	DIFF	TIME OF DAY
1 -	29.409	37.561	24.519	1:31.489	134.56	9.448	10:28:44.586
2 -	26.246	35.227	23.501	1:24.974	144.88	2.933	10:30:09.560
3 -	25.758	34.773	23.209	1:23.740	147.02	1.699	10:31:33.300
4 -	25.768	35.295	24.128	1:25.191	144.51	3.150	10:32:58.491
5 -	25.559	34.719	23.258	1:23.536	147.38	1.495	10:34:22.027
6 -	27.323	41.093	25.031	1:33.447	131.74	11.406	10:35:55.474
7 -	25.730	34.664	23.889	1:24.283	146.07	2.242	10:37:19.757
8 -	35.391	35.504	IN PIT	1:32.798 P	132.67	10.757	10:38:52.555
9 -	OUTLAP	43.764	IN PIT	17:34.483 P	11.67	16:12.442	10:56:27.038
10 -	OUTLAP	40.078	24.799	34:31.984	5.94	33:09.943	11:30:59.022
11 -	26.915	35.203	23.085	1:25.203	144.49	3.162	11:32:24.225
12 -	25.661	34.533	23.022	1:23.216	147.94	1.175	11:33:47.441
13 -	29.720	34.593	23.145	1:27.458	140.77	5.417	11:35:14.899
14 -	25.465	34.507	22.968	1:22.940	148.44	0.899	11:36:37.839
15 -	25.730	33.962	23.155	1:22.847	148.60	0.806	11:38:00.686
16 -	28.970	36.872	24.254	1:30.096	136.65	8.055	11:39:30.782
17 -	25.434	34.242	23.188	1:22.864	148.57	0.823	11:40:53.646
18 -	25.353	34.470	22.971	1:22.794	148.70	0.753	11:42:16.440
19 -	28.193	36.256	IN PIT	1:26.473 P	142.37	4.432	11:43:42.913
20 -	OUTLAP	36.415	23.953	18:34.620	11.04	17:12.579	12:02:17.533
21 -	25.768	35.340	23.920	1:25.028	144.79	2.987	12:03:42.561
22 -	25.818	34.272	23.057	1:23.147	148.07	1.106	12:05:05.708
23 -	25.554	37.119	23.270	1:25.943	143.25	3.902	12:06:31.651
24 -	25.246	34.139	23.080	1:22.465 (3)	149.29	0.424	12:07:54.116
25 -	25.135	33.928	23.134	1:22.197 (2)	149.78	0.156	12:09:16.313
26 -	29.682	36.794	IN PIT	1:30.466 P	136.09	8.425	12:10:46.779
27 -	OUTLAP	34.996	23.391	13:11.311	15.55	11:49.270	12:23:58.090
28 -	25.675	34.161	23.148	1:22.984	148.36	0.943	12:25:21.074
29 -	26.396	34.353	IN PIT	1:23.729 P	147.04	1.688	12:26:44.803
30 -	OUTLAP	38.415	24.981	5:39.955	36.21	4:17.914	12:32:24.758
31 -	28.400	38.852	24.369	1:31.621	134.37	9.580	12:33:56.379
32 -	27.403	34.259	23.131	1:24.793	145.19	2.752	12:35:21.172
33 -	26.153	34.627	IN PIT	1:22.552 P	149.13	0.511	12:36:43.724
34 -	OUTLAP	34.162	22.819	2:21.978	86.71	59.937	12:39:05.702
35 -	25.251	35.408	23.345	1:24.004	146.56	1.963	12:40:29.706
36 -	25.257	33.841	22.943	1:22.041 (1)	150.06		12:41:51.747
37 -	28.214	37.274	IN PIT	1:28.388 P	139.29	6.347	12:43:20.135
38 -	OUTLAP	39.281	23.219	3:00.286	68.28	1:38.245	12:46:20.421
39 -	25.280	37.417	23.960	1:26.657	142.07	4.616	12:47:47.078
40 -	25.328	33.963	IN PIT	1:22.854 P	148.59	0.813	12:49:09.932

Weather / Track : Cloudy / Dry

Croft
Circuit Length = 3.419 km
Start: 09:30 Flag 13:00 End: 13:00

Ferrari Challenge Trofeo Pirelli UK

TEST - SECTOR ANALYSIS



SECTOR 1 = FL to I1, SECTOR 2 = I1 to I2, SECTOR 3 = I2 to FL, DIFF = Difference To Personal Best Lap, P = Crossed Finish Line in Pit Lane, D = Time Disallowed

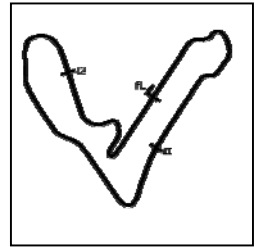
P7 27 P		Martin SMITH		488 Challenge - Graypaul, Birmingham			
IDEAL LAP TIME : 1:22.041		BEST LAP TIME : 1:22.234		DIFFERENCE : 0.193			
LAP	SECTOR 1	SECTOR 2	SECTOR 3	LAP TIME	KPH	DIFF	TIME OF DAY
1 -	OUTLAP	41.819	26.058	2:13.580	92.16	51.346	10:27:41.781
2 -	28.292	39.059	24.433	1:31.784	134.13	9.550	10:29:13.565
3 -	26.598	35.941	25.455	1:27.994	139.91	5.760	10:30:41.559
4 -	28.072	35.981	23.741	1:27.794	140.23	5.560	10:32:09.353
5 -	26.043	34.303	23.430	1:23.776	146.95	1.542	10:33:33.129
6 -	25.922	34.443	23.628	1:23.993	146.57	1.759	10:34:57.122
7 -	25.735	34.398	23.515	1:23.648	147.18	1.414	10:36:20.770
8 -	25.810	34.305	23.662	1:23.777	146.95	1.543	10:37:44.547
9 -	25.819	34.040	25.165	1:25.024	144.80	2.790	10:39:09.571
10 -	25.899	35.451	25.833	1:27.183	141.21	4.949	10:40:36.754
11 -	25.762	34.523	IN PIT	1:22.931	P 148.45	0.697	10:41:59.685
12 -	OUTLAP	35.100	23.816	7:56.257	25.85	6:34.023	10:49:55.942
13 -	25.804	36.415	23.633	1:25.852	143.40	3.618	10:51:21.794
14 -	25.481	34.464	23.604	1:23.549	147.35	1.315	10:52:45.343
15 -	25.556	34.400	23.792	1:23.748	147.00	1.514	10:54:09.091
16 -	25.435	34.029	23.651	1:23.115	148.12	0.881	10:55:32.206
17 -	40.132	58.804	IN PIT	2:11.124	P 93.89	48.890	10:57:43.330
18 -				35:37.949	5.75	34:15.715	11:33:21.279
19 -	OUTLAP	39.882	24.535	1:49.226	112.71	26.992	11:35:10.505
20 -	26.517	35.013	23.458	1:24.988	144.86	2.754	11:36:35.493
21 -	25.585	34.336	23.510	1:23.431	147.56	1.197	11:37:58.924
22 -	25.397	34.264	23.417	1:23.078	148.19	0.844	11:39:22.002
23 -	25.402	34.133	23.332	1:22.867	(3) 148.57	0.633	11:40:44.869
24 -	25.480	50.382	IN PIT	1:42.152	P 120.52	19.918	11:42:27.021
25 -	OUTLAP	34.401	23.604	2:22.922	86.14	1:00.688	11:44:49.943
26 -	25.561	34.917	23.718	1:24.196	146.22	1.962	11:46:14.139
27 -	25.426	36.755	23.626	1:25.807	143.48	3.573	11:47:39.946
28 -	25.580	34.732	23.785	1:24.097	146.39	1.863	11:49:04.043
29 -	25.965	35.032	26.683	1:27.680	140.41	5.446	11:50:31.723
30 -	25.502	33.968	23.498	1:22.968	148.39	0.734	11:51:54.691
31 -	25.500	34.403	23.486	1:23.389	147.64	1.155	11:53:18.080
32 -	26.102	34.388	IN PIT	1:23.783	P 146.94	1.549	11:54:41.863
33 -	OUTLAP	41.493	25.556	17:31.497	11.70	16:09.263	12:12:13.360
34 -	27.972	35.447	23.388	1:26.807	141.82	4.573	12:13:40.167
35 -	25.343	36.330	23.277	1:24.950	144.92	2.716	12:15:05.117
36 -	25.148	33.706	25.018	1:23.872	146.79	1.638	12:16:28.989
37 -	25.787	33.978	23.431	1:23.196	147.98	0.962	12:17:52.185
38 -	25.303	34.129	23.707	1:23.139	148.08	0.905	12:19:15.324
39 -	25.575	33.804	IN PIT	1:22.835	P 148.62	0.601	12:20:38.159
40 -	OUTLAP	34.532	23.610	4:15.768	48.13	2:53.534	12:24:53.927
41 -	25.249	33.800	23.538	1:22.587	(2) 149.07	0.353	12:26:16.514
42 -	25.058	34.648	23.713	1:23.419	147.58	1.185	12:27:39.933
43 -	25.060	33.894	23.280	1:22.234	(1) 149.71		12:29:02.167
44 -	25.441	51.853	IN PIT	1:46.926	P 115.14	24.692	12:30:49.093

Weather / Track : Cloudy / Dry

Croft
Circuit Length = 3.419 km
Start: 09:30 Flag 13:00 End: 13:00

Ferrari Challenge Trofeo Pirelli UK

TEST - SECTOR ANALYSIS



SECTOR 1 = FL to I1, SECTOR 2 = I1 to I2, SECTOR 3 = I2 to FL, DIFF = Difference To Personal Best Lap, P = Crossed Finish Line in Pit Lane, D = Time Disallowed

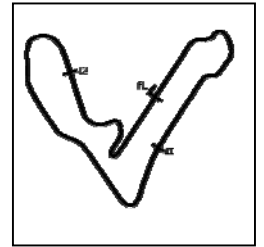
P8		1 S		Alex MOSS		488 Challenge - Graypaul, Birmingham	
IDEAL LAP TIME : 1:22.279		BEST LAP TIME : 1:22.279		DIFFERENCE : 0.000			
LAP	SECTOR 1	SECTOR 2	SECTOR 3	LAP TIME	KPH	DIFF	TIME OF DAY
1 -	32.146	40.157	25.760	1:38.063	125.54	15.784	09:53:42.479
2 -	27.971	37.542	24.207	1:29.720	137.22	7.441	09:55:12.199
3 -	26.646	34.826	25.255	1:26.727	141.95	4.448	09:56:38.926
4 -	27.290	35.375	IN PIT	1:27.379	P 140.89	5.100	09:58:06.305
5 -	OUTLAP	52.061	IN PIT	7:01.336	P 29.22	5:39.057	10:05:07.641
6 -	OUTLAP	38.451	24.700	29:12.012	7.02	27:49.733	10:34:19.653
7 -	29.471	35.246	24.107	1:28.824	138.60	6.545	10:35:48.477
8 -	26.713	38.752	29.955	1:35.420	129.02	13.141	10:37:23.897
9 -	26.754	34.900	23.620	1:25.274	144.37	2.995	10:38:49.171
10 -	26.045	34.770	24.114	1:24.929	144.96	2.650	10:40:14.100
11 -	26.009	35.212	24.063	1:25.284	144.36	3.005	10:41:39.384
12 -	25.621	35.057	23.867	1:24.545	145.62	2.266	10:43:03.929
13 -	31.343	41.064	IN PIT	1:37.616	P 126.12	15.337	10:44:41.545
14 -	OUTLAP	39.738	24.973	50:41.041	4.04	49:18.762	11:35:22.586
15 -	27.440	34.815	24.108	1:26.363	142.55	4.084	11:36:48.949
16 -	26.710	35.638	24.079	1:26.427	142.45	4.148	11:38:15.376
17 -	26.393	34.647	23.743	1:24.783	145.21	2.504	11:39:40.159
18 -	25.851	34.733	23.566	1:24.150	(3) 146.30	1.871	11:41:04.309
19 -	26.034	35.278	25.626	1:26.938	141.61	4.659	11:42:31.247
20 -	26.566	35.570	25.131	1:27.267	141.08	4.988	11:43:58.514
21 -	25.956	34.835	24.930	1:25.721	143.62	3.442	11:45:24.235
22 -	29.578	36.798	IN PIT	1:33.828	P 131.21	11.549	11:46:58.063
23 -	OUTLAP	38.511	24.965	24:18.584	8.44	22:56.305	12:11:16.647
24 -	31.820	36.702	27.490	1:36.012	128.23	13.733	12:12:52.659
25 -	26.393	35.236	23.919	1:25.548	143.91	3.269	12:14:18.207
26 -	25.932	40.430	IN PIT	1:32.799	P 132.66	10.520	12:15:51.006
27 -	OUTLAP	43.111	25.668	6:55.067	29.66	5:32.788	12:22:46.073
28 -	27.784	36.424	24.251	1:28.459	139.17	6.180	12:24:14.532
29 -	25.858	34.422	23.374	1:23.654	(2) 147.17	1.375	12:25:38.186
30 -	25.311	33.967	23.001	1:22.279	(1) 149.63		12:27:00.465
31 -	29.721	44.341	IN PIT	1:41.780	P 120.96	19.501	12:28:42.245

Weather / Track : Cloudy / Dry

Croft
Circuit Length = 3.419 km
Start: 09:30 Flag 13:00 End: 13:00

Ferrari Challenge Trofeo Pirelli UK

TEST - SECTOR ANALYSIS



SECTOR 1 = FL to I1, SECTOR 2 = I1 to I2, SECTOR 3 = I2 to FL, DIFF = Difference To Personal Best Lap, P = Crossed Finish Line in Pit Lane, D = Time Disallowed

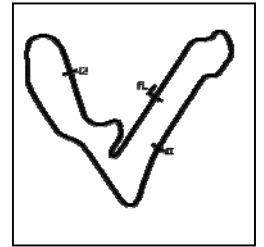
P9		9 S		Paul STEVENS		488 Challenge - Dick Lovett, Swindon	
IDEAL LAP TIME : 1:22.098		BEST LAP TIME : 1:22.476		DIFFERENCE : 0.378			
LAP	SECTOR 1	SECTOR 2	SECTOR 3	LAP TIME	KPH	DIFF	TIME OF DAY
1 -	31.814	45.861	27.465	1:45.140	117.09	22.664	09:57:29.505
2 -	30.962	41.904	25.874	1:38.740	124.68	16.264	09:59:08.245
3 -	28.779	39.891	25.243	1:33.913	131.09	11.437	10:00:42.158
4 -	28.268	38.901	25.533	1:32.702	132.80	10.226	10:02:14.860
5 -	28.591	39.598	24.557	1:32.746	132.74	10.270	10:03:47.606
6 -	29.646	48.023	IN PIT	1:54.704	P 107.33	32.228	10:05:42.310
7 -	OUTLAP	50.638	29.608	30:30.298	6.72	29:07.822	10:36:12.608
8 -	34.617	45.638	28.295	1:48.550	113.41	26.074	10:38:01.158
9 -	31.227	40.644	26.785	1:38.656	124.79	16.180	10:39:39.814
10 -	29.770	40.079	25.726	1:35.575	128.81	13.099	10:41:15.389
11 -	27.614	38.268	26.733	1:32.615	132.93	10.139	10:42:48.004
12 -	27.900	38.682	25.521	1:32.103	133.67	9.627	10:44:20.107
13 -	28.167	38.094	24.786	1:31.047	135.22	8.571	10:45:51.154
14 -	27.724	39.123	24.943	1:31.790	134.12	9.314	10:47:22.944
15 -	28.051	38.402	24.661	1:31.114	135.12	8.638	10:48:54.058
16 -	27.724	37.014	24.730	1:29.468	137.60	6.992	10:50:23.526
17 -	27.428	37.591	24.906	1:29.925	136.91	7.449	10:51:53.451
18 -	29.929	37.927	25.094	1:32.950	132.45	10.474	10:53:26.401
19 -	27.591	37.620	24.907	1:30.118	136.61	7.642	10:54:56.519
20 -	27.427	49.274	IN PIT	1:47.028	P 115.03	24.552	10:56:43.547
21 -	OUTLAP	37.971	IN PIT	49:41.493	P 4.12	48:19.017	11:46:25.040
22 -	OUTLAP	35.170	24.078	2:53.304	71.04	1:30.828	11:49:18.344
23 -	25.544	34.206	23.838	1:23.588	(3) 147.28	1.112	11:50:41.932
24 -	26.112	34.545	25.391	1:26.048	143.07	3.572	11:52:07.980
25 -	25.031	34.161	23.499	1:22.691	(2) 148.88	0.215	11:53:30.671
26 -	24.899	33.700	23.877	1:22.476	(1) 149.27		11:54:53.147
27 -	25.337	44.572	IN PIT	1:37.824	P 125.85	15.348	11:56:30.971
28 -	OUTLAP	41.946	25.878	10:03.780	20.39	8:41.304	12:06:34.751
29 -	28.363	36.774	25.145	1:30.282	136.36	7.806	12:08:05.033
30 -	26.169	36.796	25.403	1:28.368	139.32	5.892	12:09:33.401
31 -	26.425	36.858	24.487	1:27.770	140.27	5.294	12:11:01.171
32 -	49.188	40.870	26.116	1:56.174	105.97	33.698	12:12:57.345
33 -	26.821	37.344	25.084	1:29.249	137.94	6.773	12:14:26.594
34 -	27.036	36.308	24.412	1:27.756	140.29	5.280	12:15:54.350
35 -	27.441	36.947	24.416	1:28.804	138.63	6.328	12:17:23.154
36 -	26.271	59.450	IN PIT	1:55.321	P 106.75	32.845	12:19:18.475
37 -	OUTLAP	49.947	28.618	20:31.263	9.99	19:08.787	12:39:49.738
38 -	33.065	46.187	28.170	1:47.422	114.61	24.946	12:41:37.160
39 -	30.410	42.529	25.749	1:38.688	124.75	16.212	12:43:15.848
40 -	27.949	37.971	25.105	1:31.025	135.25	8.549	12:44:46.873
41 -	26.580	55.490	IN PIT	1:50.639	P 111.27	28.163	12:46:37.512
42 -	OUTLAP	43.056	25.837	4:23.483	46.72	3:01.007	12:51:00.995
43 -	28.258	38.475	25.136	1:31.869	134.01	9.393	12:52:32.864
44 -	27.461	37.609	24.159	1:29.229	137.97	6.753	12:54:02.093
45 -	26.589	37.553	24.886	1:29.028	138.28	6.552	12:55:31.121
46 -	26.874	38.055	24.360	1:29.289	137.88	6.813	12:57:00.410
47 -	27.593	38.255	24.481	1:30.329	136.29	7.853	12:58:30.739
48 -	28.723	49.169	IN PIT	1:48.405	P 113.57	25.929	13:00:19.144

Weather / Track : Cloudy / Dry

Croft
Circuit Length = 3.419 km
Start: 09:30 Flag 13:00 End: 13:00

Ferrari Challenge Trofeo Pirelli UK

TEST - SECTOR ANALYSIS



SECTOR 1 = FL to I1, SECTOR 2 = I1 to I2, SECTOR 3 = I2 to FL, DIFF = Difference To Personal Best Lap, P = Crossed Finish Line in Pit Lane, D = Time Disallowed

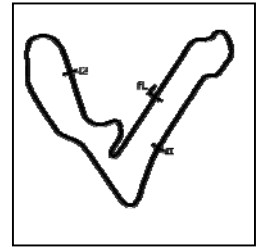
P10 83 S		Richard GUY		488 Challenge - Charles Hurst			
IDEAL LAP TIME : 1:22.132		BEST LAP TIME : 1:22.575		DIFFERENCE : 0.443			
LAP	SECTOR 1	SECTOR 2	SECTOR 3	LAP TIME	KPH	DIFF	TIME OF DAY
1 -	OUTLAP	46.090	30.286	21:12.500	9.67	19:49.925	10:26:50.373
2 -	27.813	36.577	24.347	1:28.737	138.74	6.162	10:28:19.110
3 -	26.686	35.953	24.160	1:26.799	141.84	4.224	10:29:45.909
4 -	25.894	36.271	24.159	1:26.324	142.62	3.749	10:31:12.233
5 -	25.877	36.067	24.032	1:25.976	143.19	3.401	10:32:38.209
6 -	26.301	37.586	24.016	1:27.903	140.05	5.328	10:34:06.112
7 -	27.790	36.099	24.331	1:28.220	139.55	5.645	10:35:34.332
8 -	25.860	35.445	23.558	1:24.863	145.07	2.288	10:36:59.195
9 -	25.569	36.440	23.882	1:25.891	143.34	3.316	10:38:25.086
10 -	25.698	35.593	23.730	1:25.021	144.80	2.446	10:39:50.107
11 -	25.733	36.498	23.806	1:26.037	143.09	3.462	10:41:16.144
12 -	27.145	38.207	24.915	1:30.267	136.39	7.692	10:42:46.411
13 -	25.925	40.019	IN PIT	1:33.443	P 131.75	10.868	10:44:19.854
14 -	OUTLAP	35.622	23.806	5:01.272	40.86	3:38.697	10:49:21.126
15 -	25.719	35.408	23.811	1:24.938	144.94	2.363	10:50:46.064
16 -	25.886	36.046	23.733	1:25.665	143.71	3.090	10:52:11.729
17 -	25.722	35.517	23.507	1:24.746	145.27	2.171	10:53:36.475
18 -	25.399	35.322	23.507	1:24.228	146.17	1.653	10:55:00.703
19 -	26.143	48.689	IN PIT	1:46.833	P 115.24	24.258	10:56:47.536
20 -	OUTLAP	41.786	23.789	41:30.503	4.94	40:07.928	11:38:18.039
21 -	25.462	35.240	23.610	1:24.312	146.02	1.737	11:39:42.351
22 -	24.894	35.050	23.209	1:23.153	148.06	0.578	11:41:05.504
23 -	25.442	35.334	24.174	1:24.950	144.92	2.375	11:42:30.454
24 -	25.243	34.994	23.246	1:23.483	147.47	0.908	11:43:53.937
25 -	25.493	35.177	23.933	1:24.603	145.52	2.028	11:45:18.540
26 -	25.743	35.201	24.014	1:24.958	144.91	2.383	11:46:43.498
27 -	25.451	35.151	IN PIT	1:23.614	P 147.24	1.039	11:48:07.112
28 -	OUTLAP	41.507	26.865	9:33.974	21.44	8:11.399	11:57:41.086
29 -	27.168	35.910	24.505	1:27.583	140.57	5.008	11:59:08.669
30 -	26.001	35.012	23.797	1:24.810	145.16	2.235	12:00:33.479
31 -	25.666	34.372	23.648	1:23.686	147.11	1.111	12:01:57.165
32 -	26.313	34.614	24.307	1:25.234	144.44	2.659	12:03:22.399
33 -	25.398	38.179	IN PIT	1:28.358	P 139.33	5.783	12:04:50.757
34 -		34.235	23.424	2:40.921	76.50	1:18.346	12:07:31.678
35 -	24.935	34.318	23.322	1:22.575 (1)	149.09		12:08:54.253
36 -	25.447	35.840	24.173	1:25.460	144.06	2.885	12:10:19.713
37 -	25.047	36.394	24.351	1:25.792	143.50	3.217	12:11:45.505
38 -	24.968	34.519	23.599	1:23.086	148.17	0.511	12:13:08.591
39 -	25.185	34.380	23.459	1:23.024	148.29	0.449	12:14:31.615
40 -	25.114	34.632	23.584	1:23.330	147.74	0.755	12:15:54.945
41 -	26.124	35.263	23.699	1:25.086	144.69	2.511	12:17:20.031
42 -	25.277	34.466	IN PIT	1:27.416	P 140.83	4.841	12:18:47.447
43 -	OUTLAP	42.179	27.555	18:07.888	11.31	16:45.313	12:36:55.335
44 -	26.928	35.857	23.898	1:26.683	142.03	4.108	12:38:22.018
45 -	26.014	35.814	24.760	1:26.588	142.18	4.013	12:39:48.606
46 -	25.964	35.601	23.415	1:24.980	144.87	2.405	12:41:13.586
47 -	25.609	34.869	23.554	1:24.032	146.51	1.457	12:42:37.618
48 -	26.758	35.047	23.126	1:24.931	144.96	2.356	12:44:02.549
49 -	25.305	34.640	23.059	1:23.004	(2) 148.32	0.429	12:45:25.553
50 -	25.432	34.590	23.003	1:23.025	148.28	0.450	12:46:48.578
51 -	24.990	34.753	23.275	1:23.018	(3) 148.30	0.443	12:48:11.596
52 -	29.243	43.489	IN PIT	1:39.951	P 123.17	17.376	12:49:51.547

Weather / Track : Cloudy / Dry

Croft
Circuit Length = 3.419 km
Start: 09:30 Flag 13:00 End: 13:00

Ferrari Challenge Trofeo Pirelli UK

TEST - SECTOR ANALYSIS



SECTOR 1 = FL to I1, SECTOR 2 = I1 to I2, SECTOR 3 = I2 to FL, DIFF = Difference To Personal Best Lap, P = Crossed Finish Line in Pit Lane, D = Time Disallowed

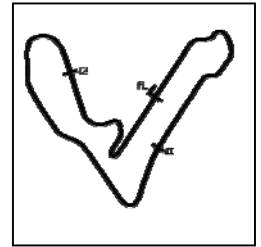
P11 77 S Paul SIMMERSON		488 Challenge - Graypaul, Birmingham					
IDEAL LAP TIME : 1:22.481		BEST LAP TIME : 1:22.755		DIFFERENCE : 0.274			
LAP	SECTOR 1	SECTOR 2	SECTOR 3	LAP TIME	KPH	DIFF	TIME OF DAY
1 -	27.339	35.112	IN PIT	1:28.408 P	139.25	5.653	09:48:53.631
2 -	OUTLAP	34.708	24.533	4:13.452	48.57	2:50.697	09:53:07.083
3 -	25.691	34.152	23.346	1:23.189 (2)	147.99	0.434	09:54:30.272
4 -	25.358	34.049	23.348	1:22.755 (1)	148.77		09:55:53.027
5 -	25.225	35.833	IN PIT	1:26.005 P	143.15	3.250	09:57:19.032
6 -	OUTLAP	37.940	28.019	29:27.914	6.96	28:05.159	10:26:46.946
7 -	25.621	34.391	23.305	1:23.317 (3)	147.76	0.562	10:28:10.263
8 -	25.414	33.951	IN PIT	1:29.250 P	137.94	6.495	10:29:39.513
9 -	OUTLAP	48.890	28.219	14:09.268	14.49	12:46.513	10:43:48.781
10 -	28.192	37.889	25.463	1:31.544	134.48	8.789	10:45:20.325
11 -	27.479	41.671	26.091	1:35.241	129.26	12.486	10:46:55.566
12 -	26.948	36.789	24.664	1:28.401	139.27	5.646	10:48:23.967
13 -	26.885	37.129	24.818	1:28.832	138.59	6.077	10:49:52.799
14 -	26.602	44.978	IN PIT	1:40.155 P	122.92	17.400	10:51:32.954
15 -	OUTLAP	46.311	26.559	39:53.736	5.14	38:30.981	11:31:26.690
16 -	27.344	36.974	24.885	1:29.203	138.01	6.448	11:32:55.893
17 -	26.626	36.060	25.288	1:27.974	139.94	5.219	11:34:23.867
18 -	29.984	36.654	24.161	1:30.799	135.59	8.044	11:35:54.666
19 -	26.809	35.490	23.980	1:26.279	142.69	3.524	11:37:20.945
20 -	26.529	35.770	24.147	1:26.446	142.42	3.691	11:38:47.391
21 -	26.677	36.320	24.259	1:27.256	141.09	4.501	11:40:14.647
22 -	26.511	35.716	24.463	1:26.690	142.01	3.935	11:41:41.337
23 -	26.559	40.897	31.080	1:38.536	124.94	15.781	11:43:19.873
24 -	26.964	35.728	24.125	1:26.817	141.81	4.062	11:44:46.690
25 -	26.370	38.798	29.714	1:34.882	129.75	12.127	11:46:21.572
26 -	26.243	36.320	24.121	1:26.684	142.02	3.929	11:47:48.256
27 -	26.636	35.707	24.123	1:26.466	142.38	3.711	11:49:14.722
28 -	26.459	35.938	24.296	1:26.693	142.01	3.938	11:50:41.415
29 -	26.701	39.343	IN PIT	1:30.654 P	135.80	7.899	11:52:12.069
30 -	OUTLAP	38.108	25.296	8:48.833	23.28	7:26.078	12:01:00.902
31 -	27.190	36.756	24.846	1:28.792	138.65	6.037	12:02:29.694
32 -	27.548	36.201	24.176	1:27.925	140.02	5.170	12:03:57.619
33 -	26.555	36.026	24.154	1:26.735	141.94	3.980	12:05:24.354
34 -	26.634	36.524	24.443	1:27.601	140.54	4.846	12:06:51.955
35 -	27.234	42.780	IN PIT	1:38.603 P	124.86	15.848	12:08:30.558
36 -	OUTLAP	46.416	28.777	25:31.214	8.04	24:08.459	12:34:01.772
37 -	30.950	37.656	24.968	1:33.574	131.57	10.819	12:35:35.346
38 -	30.461	35.787	24.037	1:30.285	136.36	7.530	12:37:05.631
39 -	26.188	35.178	23.505	1:24.871	145.06	2.116	12:38:30.502
40 -	27.761	36.083	24.424	1:28.268	139.48	5.513	12:39:58.770
41 -	26.182	35.521	23.727	1:25.430	144.11	2.675	12:41:24.200
42 -	25.899	35.369	23.674	1:24.942	144.94	2.187	12:42:49.142
43 -	26.228	35.047	23.910	1:25.185	144.52	2.430	12:44:14.327
44 -	26.509	35.473	25.895	1:27.877	140.10	5.122	12:45:42.204
45 -	26.249	35.208	23.937	1:25.394	144.17	2.639	12:47:07.598
46 -	26.338	35.918	23.948	1:26.204	142.81	3.449	12:48:33.802
47 -	26.541	37.396	IN PIT	1:30.388 P	136.20	7.633	12:50:04.190
48 -	OUTLAP	38.182	25.095	4:57.500	41.38	3:34.745	12:55:01.690
49 -	27.680	38.774	27.923	1:34.377	130.45	11.622	12:56:36.067
50 -	27.037	36.638	25.003	1:28.678	138.83	5.923	12:58:04.745
51 -	26.952	38.903	IN PIT	1:29.339 P	137.80	6.584	12:59:34.084

Weather / Track : Cloudy / Dry

Croft
Circuit Length = 3.419 km
Start: 09:30 Flag 13:00 End: 13:00

Ferrari Challenge Trofeo Pirelli UK

TEST - SECTOR ANALYSIS



SECTOR 1 = FL to I1, SECTOR 2 = I1 to I2, SECTOR 3 = I2 to FL, DIFF = Difference To Personal Best Lap, P = Crossed Finish Line in Pit Lane, D = Time Disallowed

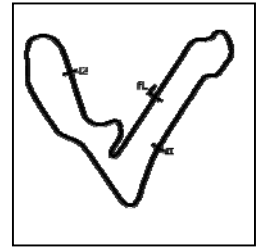
P12 40 S		Jamie THWAITES		488 Challenge - JCT600 Brooklands Leeds			
IDEAL LAP TIME : 1:22.766		BEST LAP TIME : 1:22.878		DIFFERENCE : 0.112			
LAP	SECTOR 1	SECTOR 2	SECTOR 3	LAP TIME	KPH	DIFF	TIME OF DAY
1 -	30.078	40.608	26.538	1:37.224	126.63	14.346	09:51:57.045
2 -	28.102	39.479	25.857	1:33.438	131.76	10.560	09:53:30.483
3 -	28.483	37.281	IN PIT	1:32.771 P	132.71	9.893	09:55:03.254
4 -	OUTLAP	39.521	26.479	6:37.224	30.99	5:14.346	10:01:40.478
5 -	28.553	38.665	IN PIT	1:33.105 P	132.23	10.227	10:03:13.583
6 -	OUTLAP	46.669	26.886	29:06.407	7.04	27:43.529	10:32:19.990
7 -	28.053	37.536	24.649	1:30.238	136.43	7.360	10:33:50.228
8 -	26.957	36.185	24.469	1:27.611	140.52	4.733	10:35:17.839
9 -	26.605	36.289	24.353	1:27.247	141.11	4.369	10:36:45.086
10 -	27.136	40.360	IN PIT	1:34.820 P	129.84	11.942	10:38:19.906
11 -	OUTLAP	35.708	23.843	4:16.611	47.97	2:53.733	10:42:36.517
12 -	25.966	35.306	23.850	1:25.122	144.63	2.244	10:44:01.639
13 -	26.827	35.217	IN PIT	1:29.020 P	138.30	6.142	10:45:30.659
14 -	OUTLAP	39.533	24.974	1:16:18.498	2.68	1:14:55.620	12:01:49.157
15 -	26.118	35.396	23.928	1:25.442	144.09	2.564	12:03:14.599
16 -	25.765	34.976	23.541	1:24.282	146.07	1.404	12:04:38.881
17 -	25.554	34.948	23.395	1:23.897 (2)	146.74	1.019	12:06:02.778
18 -	25.599	36.337	IN PIT	1:29.101 P	138.17	6.223	12:07:31.879
19 -	OUTLAP	42.404	26.082	20:10.353	10.17	18:47.475	12:27:42.232
20 -	28.182	39.561	26.128	1:33.871	131.15	10.993	12:29:16.103
21 -	25.377	35.311	23.741	1:24.429	145.82	1.551	12:30:40.532
22 -	25.443	34.913	23.823	1:24.179 (3)	146.25	1.301	12:32:04.711
23 -	29.237	44.326	IN PIT	1:39.780 P	123.38	16.902	12:33:44.491
24 -	OUTLAP	35.257	23.976	4:05.214	50.20	2:42.336	12:37:49.705
25 -	25.061	34.310	23.507	1:22.878 (1)	148.55		12:39:12.583
26 -	29.382	44.836	IN PIT	1:41.772 P	120.97	18.894	12:40:54.355

Weather / Track : Cloudy / Dry

Croft
Circuit Length = 3.419 km
Start: 09:30 Flag 13:00 End: 13:00

Ferrari Challenge Trofeo Pirelli UK

TEST - SECTOR ANALYSIS



SECTOR 1 = FL to I1, SECTOR 2 = I1 to I2, SECTOR 3 = I2 to FL, DIFF = Difference To Personal Best Lap, P = Crossed Finish Line in Pit Lane, D = Time Disallowed

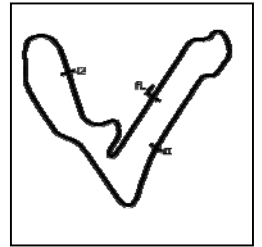
P13 69 S		Toby FLANNAGAN		488 Challenge - Maranello Sales			
IDEAL LAP TIME : 1:22.839		BEST LAP TIME : 1:22.910		DIFFERENCE : 0.071			
LAP	SECTOR 1	SECTOR 2	SECTOR 3	LAP TIME	KPH	DIFF	TIME OF DAY
1 -	30.301	40.752	25.783	1:36.836	127.13	13.926	09:56:33.382
2 -	27.421	38.400	25.390	1:31.211	134.97	8.301	09:58:04.593
3 -	26.548	37.108	27.110	1:30.766	135.64	7.856	09:59:35.359
4 -	26.705	39.873	27.896	1:34.474	130.31	11.564	10:01:09.833
5 -	28.638	37.961	28.384	1:34.983	129.61	12.073	10:02:44.816
6 -	29.981	38.102	IN PIT	1:35.875	P 128.41	12.965	10:04:20.691
7 -				39:21.362	5.21	37:58.452	10:43:42.053
8 -	OUTLAP	39.884	25.815	1:52.605	109.33	29.695	10:45:34.658
9 -	27.325	38.669	25.211	1:31.205	134.98	8.295	10:47:05.863
10 -	29.671	36.106	23.863	1:29.640	137.34	6.730	10:48:35.503
11 -	26.220	35.519	23.730	1:25.469	144.04	2.559	10:50:00.972
12 -	25.815	36.436	23.734	1:25.985	143.18	3.075	10:51:26.957
13 -	26.382	35.567	23.776	1:25.725	143.61	2.815	10:52:52.682
14 -	25.750	35.088	23.776	1:24.614	145.50	1.704	10:54:17.296
15 -	25.600	35.865	IN PIT	1:30.540	P 135.98	7.630	10:55:47.836
16 -	OUTLAP	44.934	26.436	38:33.483	5.32	37:10.573	11:34:21.319
17 -	33.622	40.702	25.477	1:39.801	123.36	16.891	11:36:01.120
18 -	26.958	37.502	25.381	1:29.841	137.03	6.931	11:37:30.961
19 -	25.766	35.765	23.651	1:25.182	144.53	2.272	11:38:56.143
20 -	25.499	34.936	24.069	1:24.504	145.69	1.594	11:40:20.647
21 -	25.520	34.958	23.827	1:24.305	146.03	1.395	11:41:44.952
22 -	25.828	36.816	24.307	1:26.951	141.59	4.041	11:43:11.903
23 -	25.918	35.323	23.905	1:25.146	144.59	2.236	11:44:37.049
24 -	25.587	38.364	23.963	1:27.914	140.04	5.004	11:46:04.963
25 -	25.651	35.741	23.885	1:25.277	144.37	2.367	11:47:30.240
26 -	25.774	36.030	24.330	1:26.134	142.93	3.224	11:48:56.374
27 -	29.235	38.570	IN PIT	1:34.817	P 129.84	11.907	11:50:31.191
28 -	OUTLAP	37.889	23.962	20:57.150	9.79	19:34.240	12:11:28.341
29 -	25.750	37.302	24.180	1:27.232	141.13	4.322	12:12:55.573
30 -	25.441	34.594	23.405	1:23.440	(2) 147.55	0.530	12:14:19.013
31 -	25.970	39.098	23.896	1:28.964	138.38	6.054	12:15:47.977
32 -	25.564	35.300	23.749	1:24.613	145.50	1.703	12:17:12.590
33 -	25.697	35.083	23.776	1:24.556	145.60	1.646	12:18:37.146
34 -	25.790	36.503	24.504	1:26.797	141.84	3.887	12:20:03.943
35 -	25.941	35.669	23.954	1:25.564	143.88	2.654	12:21:29.507
36 -	26.080	38.790	IN PIT	1:29.953	P 136.86	7.043	12:22:59.460
37 -	OUTLAP	36.559	23.984	3:31.307	58.26	2:08.397	12:26:30.767
38 -	26.594	36.439	23.601	1:26.634	142.11	3.724	12:27:57.401
39 -	25.429	35.040	23.602	1:24.071	146.44	1.161	12:29:21.472
40 -	25.429	34.911	23.682	1:24.022	(3) 146.52	1.112	12:30:45.494
41 -	24.992	34.442	23.476	1:22.910	(1) 148.49		12:32:08.404
42 -	28.670	42.129	IN PIT	1:38.422	P 125.09	15.512	12:33:46.826

Weather / Track : Cloudy / Dry

Croft
Circuit Length = 3.419 km
Start: 09:30 Flag 13:00 End: 13:00

Ferrari Challenge Trofeo Pirelli UK

TEST - SECTOR ANALYSIS



SECTOR 1 = FL to I1, SECTOR 2 = I1 to I2, SECTOR 3 = I2 to FL, DIFF = Difference To Personal Best Lap, P = Crossed Finish Line in Pit Lane, D = Time Disallowed

P14 22 S Gary REDMAN		488 Challenge - Graypaul, Nottingham					
IDEAL LAP TIME : 1:23.617		BEST LAP TIME : 1:24.448		DIFFERENCE : 0.831			
LAP	SECTOR 1	SECTOR 2	SECTOR 3	LAP TIME	KPH	DIFF	TIME OF DAY
1 -	28.993	40.995	26.170	1:36.158	128.03	11.710	09:59:57.340
2 -	26.414	37.960	25.690	1:30.064	136.69	5.616	10:01:27.404
3 -	28.894	45.347	27.442	1:41.683	121.07	17.235	10:03:09.087
4 -	33.258	59.886	IN PIT	2:05.634	P 97.99	41.186	10:05:14.721
5 -	OUTLAP	41.719	27.219	2:31:42.701	1.35	2:30:18.253	12:36:57.422
6 -	27.005	37.386	25.136	1:29.527	137.51	5.079	12:38:26.949
7 -	25.844	35.393	23.711	1:24.948	144.93	0.500	12:39:51.897
8 -	28.573	35.265	23.999	1:27.837	140.16	3.389	12:41:19.734
9 -	25.861	35.667	23.678	1:25.206	144.49	0.758	12:42:44.940
10 -	25.628	35.282	23.882	1:24.792	145.19	0.344	12:44:09.732
11 -	25.878	34.675	24.640	1:25.193	144.51	0.745	12:45:34.925
12 -	25.864	35.181	23.534	1:24.579	(2) 145.56	0.131	12:46:59.504
13 -	26.057	37.871	24.217	1:28.145	139.67	3.697	12:48:27.649
14 -	25.493	35.280	23.855	1:24.628	(3) 145.47	0.180	12:49:52.277
15 -	46.925	39.603	24.200	1:50.728	111.18	26.280	12:51:43.005
16 -	26.176	35.029	23.449	1:24.654	145.43	0.206	12:53:07.659
17 -	27.152	34.805	23.730	1:25.687	143.68	1.239	12:54:33.346
18 -	25.752	35.858	23.589	1:25.199	144.50	0.751	12:55:58.545
19 -	25.984	34.693	23.771	1:24.448	(1) 145.78		12:57:22.993
20 -	30.356	41.460	IN PIT	1:38.152	P 125.43	13.704	12:59:01.145

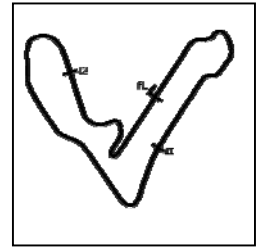
P15 8 S Mark MCALLISTER		488 Challenge - Lancaster Ferrari, Colchester					
IDEAL LAP TIME : 1:24.934		BEST LAP TIME : 1:25.137		DIFFERENCE : 0.203			
LAP	SECTOR 1	SECTOR 2	SECTOR 3	LAP TIME	KPH	DIFF	TIME OF DAY
1 -	30.306	37.744	24.628	1:32.678	132.84	7.541	10:35:47.238
2 -	27.236	36.608	24.116	1:27.960	139.96	2.823	10:37:15.198
3 -	26.432	35.664	23.837	1:25.933	(2) 143.27	0.796	10:38:41.131
4 -	25.815	36.062	24.118	1:25.995	(3) 143.16	0.858	10:40:07.126
5 -	25.875	35.440	23.822	1:25.137	(1) 144.60		10:41:32.263
6 -	25.935	35.585	IN PIT	1:28.846	P 138.57	3.709	10:43:01.109
7 -	OUTLAP	37.509	23.816	2:35.106	79.37	1:09.969	10:45:36.215
8 -	26.278	37.815	23.859	1:27.952	139.98	2.815	10:47:04.167
9 -	25.678	36.661	24.739	1:27.078	141.38	1.941	10:48:31.245
10 -	26.115	35.680	24.491	1:26.286	142.68	1.149	10:49:57.531
11 -	25.802	36.970	24.226	1:26.998	141.51	1.861	10:51:24.529
12 -	34.253	41.830	IN PIT	1:41.921	P 120.79	16.784	10:53:06.450

Weather / Track : Cloudy / Dry

Croft
Circuit Length = 3.419 km
Start: 09:30 Flag 13:00 End: 13:00

Ferrari Challenge Trofeo Pirelli UK

TEST - SECTOR ANALYSIS



SECTOR 1 = FL to I1, SECTOR 2 = I1 to I2, SECTOR 3 = I2 to FL, DIFF = Difference To Personal Best Lap, P = Crossed Finish Line in Pit Lane, D = Time Disallowed

P16 18 S		David GROVER		488 Challenge - H R Owen, London			
IDEAL LAP TIME : 1:24.961		BEST LAP TIME : 1:25.536		DIFFERENCE : 0.575			
LAP	SECTOR 1	SECTOR 2	SECTOR 3	LAP TIME	KPH	DIFF	TIME OF DAY
1 -	29.342	40.046	IN PIT	1:35.431 P	129.01	9.895	10:00:26.725
2 -	OUTLAP	45.151	32.951	26:24.392	7.77	24:58.856	10:26:51.117
3 -	31.396	40.447	26.118	1:37.961	125.67	12.425	10:28:29.078
4 -	29.425	39.088	IN PIT	1:34.274 P	130.59	8.738	10:30:03.352
5 -	OUTLAP	39.357	25.026	2:55.787	70.03	1:30.251	10:32:59.139
6 -	27.170	38.293	24.359	1:29.822	137.06	4.286	10:34:28.961
7 -	27.471	37.851	24.435	1:29.757	137.16	4.221	10:35:58.718
8 -	27.245	39.188	25.228	1:31.661	134.31	6.125	10:37:30.379
9 -	31.479	38.641	24.573	1:34.693	130.01	9.157	10:39:05.072
10 -	27.439	38.148	27.242	1:32.829	132.62	7.293	10:40:37.901
11 -	27.348	36.479	25.627	1:29.454	137.63	3.918	10:42:07.355
12 -	29.347	40.975	25.027	1:35.349	129.12	9.813	10:43:42.704
13 -	27.183	36.687	24.491	1:28.361	139.33	2.825	10:45:11.065
14 -	26.937	36.485	24.854	1:28.276	139.46	2.740	10:46:39.341
15 -	26.909	36.887	24.356	1:28.152	139.66	2.616	10:48:07.493
16 -	27.020	36.172	24.096	1:27.288	141.04	1.752	10:49:34.781
17 -	26.472	36.362	24.998	1:27.832	140.17	2.296	10:51:02.613
18 -	30.681	41.110	IN PIT	1:41.359 P	121.46	15.823	10:52:43.972
19 -	OUTLAP	41.191	30.538	42:50.822	4.78	41:25.286	11:35:34.794
20 -	33.826	40.660	27.325	1:41.811	120.92	16.275	11:37:16.605
21 -	27.244	37.564	24.484	1:29.292	137.88	3.756	11:38:45.897
22 -	26.788	36.487	24.155	1:27.430	140.81	1.894	11:40:13.327
23 -	26.333	36.391	24.515	1:27.239	141.12	1.703	11:41:40.566
24 -	26.583	36.776	24.456	1:27.815	140.19	2.279	11:43:08.381
25 -	26.416	36.649	24.170	1:27.235	141.13	1.699	11:44:35.616
26 -	26.442	38.814	30.906	1:36.162	128.03	10.626	11:46:11.778
27 -	26.966	38.094	25.799	1:30.859	135.50	5.323	11:47:42.637
28 -	26.727	37.200	24.784	1:28.711	138.78	3.175	11:49:11.348
29 -	26.575	37.381	24.207	1:28.163	139.64	2.627	11:50:39.511
30 -	26.237	36.495	23.943	1:26.675	142.04	1.139	11:52:06.186
31 -	26.196	36.274	24.145	1:26.615	142.14	1.079	11:53:32.801
32 -	26.233	37.002	24.217	1:27.452	140.78	1.916	11:55:00.253
33 -	26.019	35.765	23.869	1:25.653 (2)	143.73	0.117	11:56:25.906
34 -	28.985	42.170	IN PIT	1:41.782 P	120.96	16.246	11:58:07.688
35 -	OUTLAP	37.742	24.555	14:21.682	14.28	12:56.146	12:12:29.370
36 -	26.338	39.351	24.973	1:30.662	135.79	5.126	12:14:00.032
37 -	26.433	37.128	IN PIT	1:29.189 P	138.03	3.653	12:15:29.221
38 -	OUTLAP	39.766	25.515	2:40.871	76.53	1:15.335	12:18:10.092
39 -	26.705	37.277	24.643	1:28.625	138.91	3.089	12:19:38.717
40 -	26.571	36.603	23.827	1:27.001	141.51	1.465	12:21:05.718
41 -	28.367	37.173	24.265	1:29.805	137.09	4.269	12:22:35.523
42 -	26.551	36.209	24.227	1:26.987	141.53	1.451	12:24:02.510
43 -	26.489	35.421	23.626	1:25.536 (1)	143.93		12:25:28.046
44 -	26.220	36.002	23.755	1:25.977	143.19	0.441	12:26:54.023
45 -	26.306	35.507	23.912	1:25.725 (3)	143.61	0.189	12:28:19.748
46 -	27.076	36.663	24.015	1:27.754	140.29	2.218	12:29:47.502
47 -	26.314	36.040	23.842	1:26.196	142.83	0.660	12:31:13.698
48 -	29.159	40.309	IN PIT	1:42.247 P	120.41	16.711	12:32:55.945
49 -	OUTLAP	40.989	27.888	3:36.162	56.95	2:10.626	12:36:32.107
50 -	29.476	41.695	28.492	1:39.663	123.53	14.127	12:38:11.770
51 -	27.454	38.288	24.647	1:30.389	136.20	4.853	12:39:42.159
52 -	26.883	36.286	23.881	1:27.050	141.43	1.514	12:41:09.209
53 -	26.786	36.129	25.099	1:28.014	139.88	2.478	12:42:37.223
54 -	28.138	38.041	27.704	1:33.883	131.13	8.347	12:44:11.106
55 -	28.357	36.320	27.726	1:32.403	133.23	6.867	12:45:43.509
56 -	27.360	36.382	26.396	1:30.138	136.58	4.602	12:47:13.647
57 -	26.451	35.856	23.862	1:26.169	142.87	0.633	12:48:39.816
58 -	26.462	35.813	23.868	1:26.143	142.92	0.607	12:50:05.959
59 -	30.122	39.843	24.894	1:34.859	129.78	9.323	12:51:40.818
60 -	26.442	35.316	23.977	1:25.735	143.60	0.199	12:53:06.553

Weather / Track : Cloudy / Dry

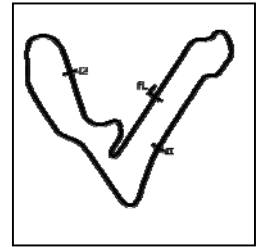
Croft

Circuit Length = 3.419 km

Start: 09:30 Flag 13:00 End: 13:00

Ferrari Challenge Trofeo Pirelli UK

TEST - SECTOR ANALYSIS



SECTOR 1 = FL to I1, SECTOR 2 = I1 to I2, SECTOR 3 = I2 to FL, DIFF = Difference To Personal Best Lap, P = Crossed Finish Line in Pit Lane, D = Time Disallowed

61 -	30.886	38.282	26.599	1:35.767	128.55	10.231	12:54:42.320
62 -	46.997	1:09.276	IN PIT	2:32.548 P	80.70	1:07.012	12:57:14.868

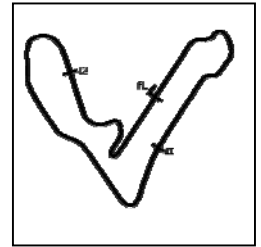
P17 25 S		Neil MILLER		488 Challenge - Meridien Modena			
IDEAL LAP TIME : 1:25.249		BEST LAP TIME : 1:25.695		DIFFERENCE : 0.446			
LAP	SECTOR 1	SECTOR 2	SECTOR 3	LAP TIME	KPH	DIFF	TIME OF DAY
1 -	32.410	39.761	27.153	1:39.324	123.95	13.629	10:29:06.804
2 -	30.326	38.526	25.273	1:34.125	130.80	8.430	10:30:40.929
3 -	28.318	38.239	25.086	1:31.643	134.34	5.948	10:32:12.572
4 -	29.167	36.669	24.594	1:30.430	136.14	4.735	10:33:43.002
5 -	27.028	36.225	24.361	1:27.614	140.52	1.919	10:35:10.616
6 -	26.571	36.173	24.726	1:27.470	140.75	1.775	10:36:38.086
7 -	26.140	35.791	24.627	1:26.558	142.23	0.863	10:38:04.644
8 -	27.305	35.785	24.810	1:27.900	140.06	2.205	10:39:32.544
9 -	26.687	35.592	24.431	1:26.710	141.98	1.015	10:40:59.254
10 -	26.042	35.179	24.500	1:25.721 (2)	143.62	0.026	10:42:24.975
11 -	25.809	40.623	25.301	1:31.733	134.21	6.038	10:43:56.708
12 -	26.254	35.171	33.897	1:35.322	129.15	9.627	10:45:32.030
13 -	26.955	35.871	24.435	1:27.261	141.08	1.566	10:46:59.291
14 -	29.987	36.820	IN PIT	1:30.623 P	135.85	4.928	10:48:29.914
15 -	OUTLAP	40.925	25.971	1:15:17.939	2.72	1:13:52.244	12:03:47.853
16 -	26.947	37.078	25.304	1:29.329	137.82	3.634	12:05:17.182
17 -	27.263	36.939	25.589	1:29.791	137.11	4.096	12:06:46.973
18 -	28.064	37.141	25.160	1:30.365	136.24	4.670	12:08:17.338
19 -	27.458	36.396	24.636	1:28.490	139.13	2.795	12:09:45.828
20 -	26.864	36.502	24.582	1:27.948	139.98	2.253	12:11:13.776
21 -	33.558	36.157	24.269	1:33.984	130.99	8.289	12:12:47.760
22 -	26.366	35.740	24.325	1:26.431	142.44	0.736	12:14:14.191
23 -	26.156	35.202	24.337	1:25.695 (1)	143.66		12:15:39.886
24 -	25.863	35.932	24.409	1:26.204 (3)	142.81	0.509	12:17:06.090
25 -	32.754	39.097	IN PIT	1:38.448 P	125.05	12.753	12:18:44.538
26 -	OUTLAP	37.448	25.254	4:25.079	46.44	2:59.384	12:23:09.617
27 -	29.021	36.575	24.885	1:30.481	136.06	4.786	12:24:40.098
28 -	26.037	35.612	24.715	1:26.364	142.55	0.669	12:26:06.462
29 -	26.197	35.789	IN PIT	1:26.712 P	141.98	1.017	12:27:33.174

Weather / Track : Cloudy / Dry

Croft
Circuit Length = 3.419 km
Start: 09:30 Flag 13:00 End: 13:00

Ferrari Challenge Trofeo Pirelli UK

TEST - SECTOR ANALYSIS



SECTOR 1 = FL to I1, SECTOR 2 = I1 to I2, SECTOR 3 = I2 to FL, DIFF = Difference To Personal Best Lap, P = Crossed Finish Line in Pit Lane, D = Time Disallowed

P18 14 S		Imran KARA		488 Challenge - Graypaul, Birmingham			
IDEAL LAP TIME : 1:26.109		BEST LAP TIME : 1:27.369		DIFFERENCE : 1.260			
LAP	SECTOR 1	SECTOR 2	SECTOR 3	LAP TIME	KPH	DIFF	TIME OF DAY
1 -	34.073	42.753	25.688	1:42.514	120.09	15.145	10:03:45.042
2 -	33.364	52.878	IN PIT	2:02.495 P	100.50	35.126	10:05:47.537
3 -	OUTLAP	48.571	26.488	23:30.794	8.72	22:03.425	10:29:18.331
4 -	32.009	42.215	24.698	1:38.922	124.45	11.553	10:30:57.253
5 -	29.789	39.396	24.867	1:34.052	130.90	6.683	10:32:31.305
6 -	29.243	38.899	24.895	1:33.037	132.33	5.668	10:34:04.342
7 -	30.591	38.109	23.942	1:32.642	132.89	5.273	10:35:36.984
8 -	27.859	37.902	24.362	1:30.123	136.60	2.754	10:37:07.107
9 -	28.626	37.496	24.314	1:30.436	136.13	3.067	10:38:37.543
10 -	28.077	42.940	26.000	1:37.017	126.90	9.648	10:40:14.560
11 -	28.626	35.833	23.838	1:28.297	139.43	0.928	10:41:42.857
12 -	27.142	36.840	IN PIT	1:28.405 P	139.26	1.036	10:43:11.262
13 -	OUTLAP	40.383	26.571	52:22.118	3.91	50:54.749	11:35:33.380
14 -	28.088	36.484	24.714	1:29.286	137.88	1.917	11:37:02.666
15 -	26.962	36.240	24.315	1:27.517 (2)	140.67	0.148	11:38:30.183
16 -	26.815	36.437	24.345	1:27.597 (3)	140.54	0.228	11:39:57.780
17 -	28.459	41.610	IN PIT	1:36.317 P	127.82	8.948	11:41:34.097
18 -	OUTLAP	39.088	26.222	12:14.359	16.76	10:46.990	11:53:48.456
19 -	28.278	39.465	26.113	1:33.856	131.17	6.487	11:55:22.312
20 -	28.160	37.447	25.433	1:31.040	135.23	3.671	11:56:53.352
21 -	28.354	37.429	26.098	1:31.881	133.99	4.512	11:58:25.233
22 -	28.167	37.244	26.494	1:31.905	133.96	4.536	11:59:57.138
23 -	27.685	50.505	IN PIT	1:45.079 P	117.16	17.710	12:01:42.217
24 -	OUTLAP	40.819	25.173	19:12.706	10.68	17:45.337	12:20:54.923
25 -	27.364	37.521	24.301	1:29.186	138.04	1.817	12:22:24.109
26 -	26.906	36.953	24.303	1:28.162	139.64	0.793	12:23:52.271
27 -	26.920	36.657	24.457	1:28.034	139.85	0.665	12:25:20.305
28 -	27.911	36.163	23.876	1:27.950	139.98	0.581	12:26:48.255
29 -	27.185	36.851	24.220	1:28.256	139.49	0.887	12:28:16.511
30 -	38.682	38.362	24.868	1:41.912	120.80	14.543	12:29:58.423
31 -	26.522	36.968	24.591	1:28.081	139.77	0.712	12:31:26.504
32 -	26.621	36.888	24.171	1:27.680	140.41	0.311	12:32:54.184
33 -	26.645	46.760	IN PIT	1:45.708 P	116.46	18.339	12:34:39.892
34 -	OUTLAP	46.907	28.199	16:01.807	12.80	14:34.438	12:50:41.699
35 -	35.008	42.820	26.694	1:44.522	117.78	17.153	12:52:26.221
36 -	31.552	41.900	24.546	1:37.998	125.63	10.629	12:54:04.219
37 -	26.438	36.344	24.587	1:27.369 (1)	140.91		12:55:31.588
38 -	32.140	46.228	IN PIT	1:46.430 P	115.67	19.061	12:57:18.018

Weather / Track : Cloudy / Dry

Croft
Circuit Length = 3.419 km
Start: 09:30 Flag 13:00 End: 13:00

Ferrari Challenge Trofeo Pirelli UK

TEST - STATISTICS

Competitors Started 18
Planned Start 2019-07-19 @ 09:30:00.000
Actual Start 2019-07-19 @ 09:30:00.000
Finish Time 2019-07-19 @ 13:00:36.534
Track Length 3.419km
Total Laps 684
Total Distance Covered 2339.211km

Session Fastest Lap History

NO	CL	NAME	LAP TIME	TIME OF DAY	LAP	VEHICLE
40	S	Jamie THWAITES	1:37.224	09:51:57.049	1	488 Challenge
40	S	Jamie THWAITES	1:33.438	09:53:30.488	2	488 Challenge
29	P	Jason BAKER	1:32.297	09:53:55.706	2	488 Challenge
77	S	Paul SIMMERSON	1:23.189	09:54:30.278	3	488 Challenge
77	S	Paul SIMMERSON	1:22.755	09:55:53.032	4	488 Challenge
13	S	Stuart WILLSON	1:22.337	10:29:29.803	2	488 Challenge
13	S	Stuart WILLSON	1:21.662	10:30:51.466	3	488 Challenge
13	S	Stuart WILLSON	1:21.621	10:40:41.537	9	488 Challenge
29	P	Jason BAKER	1:21.609	10:47:06.589	12	488 Challenge
79	P	Jamie CLARKE	1:21.563	10:54:21.755	21	488 Challenge
13	S	Stuart WILLSON	1:21.136	11:32:59.281	12	488 Challenge
13	S	Stuart WILLSON	1:20.850	11:35:42.937	14	488 Challenge
13	S	Stuart WILLSON	1:19.796	11:47:14.883	18	488 Challenge

Flag History

TYPE	TIME OF DAY
GREEN	09:30:00.000
FINISH	13:00:36.534

Flag Statistics

TYPE	COUNT	TOTAL LAPS	TOTAL TIME
Green	1	62	3:30:43.417
Red	0	0	0.000
Safety Car	0	0	0.000
FCY	0	0	0.000

Weather / Track : Cloudy / Dry

Croft
Circuit Length = 3.419 km
Start: 09:30 Flag 13:00 End: 13:00

Ferrari Challenge Trofeo Pirelli UK

TEST - STATISTICS

CLASS : P

6 Starters

Fastest Lap History

NO	NAME	LAP TIME	TIME OF DAY	LAP	VEHICLE
29	Jason BAKER	1:42.725	09:52:23.410	1	488 Challenge
29	Jason BAKER	1:32.297	09:53:55.706	2	488 Challenge
29	Jason BAKER	1:28.727	09:55:24.434	3	488 Challenge
29	Jason BAKER	1:27.562	09:58:40.365	5	488 Challenge
29	Jason BAKER	1:24.715	10:00:05.080	6	488 Challenge
60	Wayne MARRS	1:23.740	10:31:33.304	3	488 Challenge
79	Jamie CLARKE	1:22.326	10:33:35.271	8	488 Challenge
79	Jamie CLARKE	1:22.231	10:34:57.503	9	488 Challenge
79	Jamie CLARKE	1:21.881	10:43:29.247	15	488 Challenge
79	Jamie CLARKE	1:21.698	10:44:50.945	16	488 Challenge
29	Jason BAKER	1:21.609	10:47:06.589	12	488 Challenge
79	Jamie CLARKE	1:21.563	10:54:21.755	21	488 Challenge
29	Jason BAKER	1:21.386	11:48:59.134	21	488 Challenge
29	Jason BAKER	1:21.293	12:06:04.514	28	488 Challenge
29	Jason BAKER	1:21.105	12:07:25.621	29	488 Challenge
29	Jason BAKER	1:21.010	12:08:46.629	30	488 Challenge
29	Jason BAKER	1:20.895	12:13:05.747	33	488 Challenge

Weather / Track : Cloudy / Dry

Croft

Circuit Length = 3.419 km

Start: 09:30 Flag 13:00 End: 13:00

Ferrari Challenge Trofeo Pirelli UK

TEST - STATISTICS

CLASS : S

12 Starters

Fastest Lap History

NO	NAME	LAP TIME	TIME OF DAY	LAP	VEHICLE
40	Jamie THWAITES	1:37.224	09:51:57.049	1	488 Challenge
40	Jamie THWAITES	1:33.438	09:53:30.488	2	488 Challenge
77	Paul SIMMERSON	1:23.189	09:54:30.278	3	488 Challenge
77	Paul SIMMERSON	1:22.755	09:55:53.032	4	488 Challenge
13	Stuart WILLSON	1:22.337	10:29:29.803	2	488 Challenge
13	Stuart WILLSON	1:21.662	10:30:51.466	3	488 Challenge
13	Stuart WILLSON	1:21.621	10:40:41.537	9	488 Challenge
13	Stuart WILLSON	1:21.136	11:32:59.281	12	488 Challenge
13	Stuart WILLSON	1:20.850	11:35:42.937	14	488 Challenge
13	Stuart WILLSON	1:19.796	11:47:14.883	18	488 Challenge

Weather / Track : Cloudy / Dry

Croft
Circuit Length = 3.419 km
Start: 09:30 Flag 13:00 End: 13:00

Ferrari Challenge Trofeo Pirelli UK

FREE PRACTICE - CLASSIFICATION

POS	NO	CL	PIC NAME	DEALERSHIP	ENTRY	TIME	ON	LAPS	GAP	DIFF	KPH
1	29	P	1 Jason BAKER	Dick Lovett, Swindon	488 Challenge	1:19.994	37	40			153.90
2	79	P	2 Jamie CLARKE	Stratstone, Manchester	488 Challenge	1:20.307	32	39	0.313	0.313	153.30
3	60	P	3 Wayne MARRS	Dick Lovett, Swindon	488 Challenge	1:21.116	31	34	1.122	0.809	151.77
4	43	P	4 Josh KIRKWOOD-JONES	H R Owen, London	488 Challenge	1:21.804	25	31	1.810	0.688	150.50
5	27	P	5 Martin SMITH	Graypaul, Birmingham	488 Challenge	1:21.843	29	33	1.849	0.039	150.42
6	72	P	6 Jon WOOD	Carrs Ferrari	488 Challenge	1:22.079	18	31	2.085	0.236	149.99
7	8	S	1 Mark MCALLISTER	Lancaster Ferrari, Colchester	488 Challenge	1:22.456	14	15	2.462	0.377	149.31
8	69	S	2 Toby FLANNAGAN	Maranello Sales	488 Challenge	1:22.470	25	28	2.476	0.014	149.28
9	22	S	3 Gary REDMAN	Graypaul, Nottingham	488 Challenge	1:22.492	21	46	2.498	0.022	149.24
10	83	S	4 Richard GUY	Charles Hurst	488 Challenge	1:23.109	7	27	3.115	0.617	148.13
11	13	S	5 Stuart WILLSON	Graypaul, Nottingham	488 Challenge	1:23.695	17	20	3.701	0.586	147.10
12	1	S	6 Alex MOSS	Graypaul, Birmingham	488 Challenge	1:23.715	4	21	3.721	0.020	147.06
13	40	S	7 Jamie THWAITES	JCT600 Brooklands Leeds	488 Challenge	1:24.020	8	14	4.026	0.305	146.53
14	18	S	8 David GROVER	H R Owen, London	488 Challenge	1:24.463	21	31	4.469	0.443	145.76
15	25	S	9 Neil MILLER	Meridien Modena	488 Challenge	1:24.963	18	19	4.969	0.500	144.90
16	14	S	10 Imran KARA	Graypaul, Birmingham	488 Challenge	1:25.031	30	33	5.037	0.068	144.79
17	77	S	11 Paul SIMMERSON	Graypaul, Birmingham	488 Challenge	1:25.555	13	22	5.561	0.524	143.90
18	9	S	12 Paul STEVENS	Dick Lovett, Swindon	488 Challenge	1:27.400	24	31	7.406	1.845	140.86

Ferrari Challenge Trofeo Pirelli UK

FREE PRACTICE - BEST SECTORS

SECTOR 1			SECTOR 2			SECTOR 3			IDEAL / BEST COMPARISON						
POS	NO	NAME	TIME	NO	NAME	TIME	NO	NAME	TIME	POS	NO	NAME	IDEAL	BEST	DIFF
													PERFECT LAP	1:19.829	
1	29	BAKER	24.261	29	BAKER	32.911	79	CLARKE	22.657	1	29	BAKER	1:19.883	1:19.994	0.111
2	79	CLARKE	24.286	79	CLARKE	33.261	29	BAKER	22.711	2	79	CLARKE	1:20.204	1:20.307	0.103
3	72	WOOD	24.812	60	MARRS	33.319	60	MARRS	22.729	3	60	MARRS	1:21.116	1:21.116	0.000
4	43	KIRKWOOD-JONES	24.905	27	SMITH	33.567	43	KIRKWOOD-JONES	22.983	4	43	KIRKWOOD-JONES	1:21.528	1:21.804	0.276
5	8	MCALLISTER	24.909	43	KIRKWOOD-JONES	33.640	69	FLANNAGAN	23.050	5	72	WOOD	1:21.568	1:22.079	0.511
6	27	SMITH	25.030	72	WOOD	33.668	1	MOSS	23.081	6	27	SMITH	1:21.843	1:21.843	0.000
7	22	REDMAN	25.038	8	MCALLISTER	33.920	72	WOOD	23.088	7	8	MCALLISTER	1:22.127	1:22.456	0.329
8	60	MARRS	25.068	69	FLANNAGAN	34.115	22	REDMAN	23.111	8	69	FLANNAGAN	1:22.278	1:22.470	0.192
9	69	FLANNAGAN	25.113	22	REDMAN	34.206	27	SMITH	23.246	9	22	REDMAN	1:22.355	1:22.492	0.137
10	83	GUY	25.163	83	GUY	34.383	83	GUY	23.284	10	83	GUY	1:22.830	1:23.109	0.279
11	40	THWAITES	25.348	13	WILLSON	34.464	8	MCALLISTER	23.298	11	1	MOSS	1:23.296	1:23.715	0.419
12	13	WILLSON	25.483	40	THWAITES	34.637	14	KARA	23.326	12	13	WILLSON	1:23.454	1:23.695	0.241
13	1	MOSS	25.512	1	MOSS	34.703	13	WILLSON	23.507	13	40	THWAITES	1:23.793	1:24.020	0.227
14	18	GROVER	25.545	18	GROVER	34.954	18	GROVER	23.537	14	14	KARA	1:24.015	1:25.031	1.016
15	14	KARA	25.554	25	MILLER	35.030	77	SIMMERSON	23.781	15	18	GROVER	1:24.036	1:24.463	0.427
16	25	MILLER	26.107	14	KARA	35.135	25	MILLER	23.790	16	25	MILLER	1:24.927	1:24.963	0.036
17	77	SIMMERSON	26.231	77	SIMMERSON	35.432	40	THWAITES	23.808	17	77	SIMMERSON	1:25.444	1:25.555	0.111
18	9	STEVENS	26.417	9	STEVENS	36.729	9	STEVENS	24.175	18	9	STEVENS	1:27.321	1:27.400	0.079

Weather / Track : Overcast / Dry

Results can be found at www.tsl-timing.com

Croft

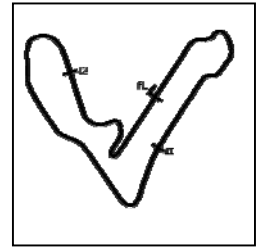
Circuit Length = 3.419 km

Start: 14:30 Flag 16:31 End: 16:31

Printed - 16:35 Friday, 19 July 2019

Ferrari Challenge Trofeo Pirelli UK

FREE PRACTICE - SECTOR ANALYSIS

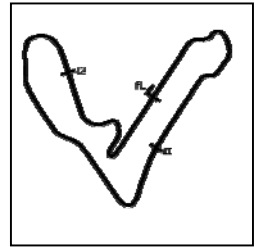


SECTOR 1 = FL to I1, SECTOR 2 = I1 to I2, SECTOR 3 = I2 to FL, DIFF = Difference To Personal Best Lap, P = Crossed Finish Line in Pit Lane, D = Time Disallowed

P1 29 P		Jason BAKER		488 Challenge - Dick Lovett, Swindon			
IDEAL LAP TIME : 1:19.883		BEST LAP TIME : 1:19.994		DIFFERENCE : 0.111			
LAP	SECTOR 1	SECTOR 2	SECTOR 3	LAP TIME	KPH	DIFF	TIME OF DAY
1 -	28.761	36.343	24.736	1:29.840	137.03	9.846	14:49:34.066
2 -	25.166	35.940	23.806	1:24.912	144.99	4.918	14:50:58.978
3 -	29.168	38.360	32.333	1:39.861	123.28	19.867	14:52:38.839
4 -	24.798	34.625	23.134	1:22.557	149.12	2.563	14:54:01.396
5 -	24.754	33.778	23.089	1:21.621	150.83	1.627	14:55:23.017
6 -	24.810	33.570	23.030	1:21.410	151.23	1.416	14:56:44.427
7 -	24.730	39.492	25.020	1:29.242	137.95	9.248	14:58:13.669
8 -	24.567	33.624	23.020	1:21.211	151.60	1.217	14:59:34.880
9 -	24.867	33.492	23.145	1:21.504	151.05	1.510	15:00:56.384
10 -	24.781	34.807	IN PIT	1:25.582	P 143.85	5.588	15:02:21.966
11 -	OUTLAP	40.452	24.639	11:03.833	18.54	9:43.839	15:13:25.799
12 -	26.519	34.737	23.501	1:24.757	145.25	4.763	15:14:50.556
13 -	24.796	33.360	22.749	1:20.905	152.17	0.911	15:16:11.461
14 -	24.391	33.406	22.711	1:20.508	152.92	0.514	15:17:31.969
15 -	24.401	33.259	22.814	1:20.474	152.98	0.480	15:18:52.443
16 -	24.642	33.338	26.334	1:24.314	146.02	4.320	15:20:16.757
17 -	32.715	44.805	IN PIT	1:44.386	P 117.94	24.392	15:22:01.143
18 -	OUTLAP	34.172	23.151	3:19.121	61.82	1:59.127	15:25:20.264
19 -	24.468	33.419	22.862	1:20.749	152.46	0.755	15:26:41.013
20 -	32.877	48.863	IN PIT	1:50.981	P 110.93	30.987	15:28:31.994
21 -	OUTLAP	36.826	23.670	21:28.243	9.55	20:08.249	15:50:00.237
22 -	24.864	33.985	23.077	1:21.926	150.27	1.932	15:51:22.163
23 -	24.786	33.705	23.439	1:21.930	150.27	1.936	15:52:44.093
24 -	24.438	33.239	22.911	1:20.588	152.77	0.594	15:54:04.681
25 -	24.822	40.681	23.369	1:28.872	138.53	8.878	15:55:33.553
26 -	24.339	33.342	22.929	1:20.610	152.73	0.616	15:56:54.163
27 -	24.670	35.605	24.010	1:24.285	146.07	4.291	15:58:18.448
28 -	24.335	33.191	22.939	1:20.465	(3) 153.00	0.471	15:59:38.913
29 -	24.482	33.041	22.944	1:20.467	153.00	0.473	16:00:59.380
30 -	24.456	33.277	22.834	1:20.567	152.81	0.573	16:02:19.947
31 -	24.462	33.381	22.931	1:20.774	152.42	0.780	16:03:40.721
32 -	33.464	48.224	IN PIT	1:48.378	P 113.59	28.384	16:05:29.099
33 -	OUTLAP	33.953	22.959	4:31.777	45.30	3:11.783	16:10:00.876
34 -	24.675	33.212	23.011	1:20.898	152.18	0.904	16:11:21.774
35 -	24.850	33.804	23.448	1:22.102	149.95	2.108	16:12:43.876
36 -	24.449	34.725	24.624	1:23.798	146.92	3.804	16:14:07.674
37 -	24.261	32.911	22.822	1:19.994 (1)	153.90		16:15:27.668
38 -	24.545	32.934	22.911	1:20.390	(2) 153.14	0.396	16:16:48.058
39 -	24.551	33.020	22.962	1:20.533	152.87	0.539	16:18:08.591
40 -	25.163	41.461	IN PIT	1:36.029	P 128.20	16.035	16:19:44.620

Ferrari Challenge Trofeo Pirelli UK

FREE PRACTICE - SECTOR ANALYSIS



SECTOR 1 = FL to I1, SECTOR 2 = I1 to I2, SECTOR 3 = I2 to FL, DIFF = Difference To Personal Best Lap, P = Crossed Finish Line in Pit Lane, D = Time Disallowed

P2 79 P		Jamie CLARKE		488 Challenge - Stratstone, Manchester			
IDEAL LAP TIME : 1:20.204		BEST LAP TIME : 1:20.307		DIFFERENCE : 0.103			
LAP	SECTOR 1	SECTOR 2	SECTOR 3	LAP TIME	KPH	DIFF	TIME OF DAY
1 -	29.576	39.552	24.758	1:33.886	131.13	13.579	14:47:48.863
2 -	26.648	36.070	23.576	1:26.294	142.67	5.987	14:49:15.157
3 -	25.696	38.837	23.437	1:27.970	139.95	7.663	14:50:43.127
4 -	25.199	34.277	24.414	1:23.890	146.75	3.583	14:52:07.017
5 -	25.482	35.562	23.754	1:24.798	145.18	4.491	14:53:31.815
6 -	25.336	34.709	23.079	1:23.124	148.11	2.817	14:54:54.939
7 -	25.236	35.459	23.562	1:24.257	146.12	3.950	14:56:19.196
8 -	27.816	35.477	IN PIT	1:27.263 P	141.08	6.956	14:57:46.459
9 -	OUTLAP	42.483	30.060	10:25.918	19.66	9:05.611	15:08:12.377
10 -	28.274	36.185	24.446	1:28.905	138.48	8.598	15:09:41.282
11 -	24.886	34.009	23.030	1:21.925	150.27	1.618	15:11:03.207
12 -	24.863	33.892	22.823	1:21.578	150.91	1.271	15:12:24.785
13 -	24.868	33.649	22.776	1:21.293	151.44	0.986	15:13:46.078
14 -	24.853	33.838	22.859	1:21.550	150.97	1.243	15:15:07.628
15 -	27.682	35.686	IN PIT	1:26.360 P	142.56	6.053	15:16:33.988
16 -	OUTLAP	36.139	23.001	4:31.209	45.39	3:10.902	15:21:05.197
17 -	24.774	33.932	23.033	1:21.739	150.62	1.432	15:22:26.936
18 -	25.080	33.788	22.824	1:21.692	150.70	1.385	15:23:48.628
19 -	24.960	33.721	22.852	1:21.533	151.00	1.226	15:25:10.161
20 -	24.697	33.377	22.976	1:21.050	151.90	0.743	15:26:31.211
21 -	24.928	36.141	IN PIT	1:24.451 P	145.78	4.144	15:27:55.662
22 -	OUTLAP	36.865	24.299	22:16.380	9.21	20:56.073	15:50:12.042
23 -	25.111	34.847	23.126	1:23.084	148.18	2.777	15:51:35.126
24 -	24.770	33.911	22.736	1:21.417	151.21	1.110	15:52:56.543
25 -	24.925	33.710	22.868	1:21.503	151.05	1.196	15:54:18.046
26 -	24.586	33.501	22.767	1:20.854	152.27	0.547	15:55:38.900
27 -	27.518	36.935	IN PIT	1:27.228 P	141.14	6.921	15:57:06.128
28 -	OUTLAP	41.732	25.571	6:24.280	32.03	5:03.973	16:03:30.408
29 -	28.455	37.352	24.602	1:30.409	136.17	10.102	16:05:00.817
30 -	24.908	33.796	22.992	1:21.696	150.70	1.389	16:06:22.513
31 -	24.546	33.377	22.657	1:20.580 (3)	152.78	0.273	16:07:43.093
32 -	24.286	33.295	22.726	1:20.307 (1)	153.30		16:09:03.400
33 -	29.896	40.576	IN PIT	1:34.155 P	130.75	13.848	16:10:37.555
34 -	OUTLAP	35.041	23.191	5:50.371	35.13	4:30.064	16:16:27.926
35 -	24.607	36.159	24.685	1:25.451	144.07	5.144	16:17:53.377
36 -	24.598	33.296	22.772	1:20.666	152.62	0.359	16:19:14.043
37 -	24.406	33.261	22.822	1:20.489 (2)	152.96	0.182	16:20:34.532
38 -	24.641	33.412	22.905	1:20.958	152.07	0.651	16:21:55.490
39 -	28.864	49.273	IN PIT	1:51.161 P	110.75	30.854	16:23:46.651

Weather / Track : Overcast / Dry

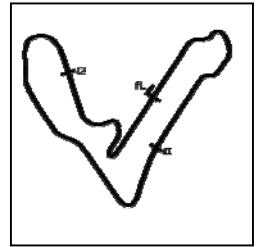
Croft

Circuit Length = 3.419 km

Start: 14:30 Flag 16:31 End: 16:31

Ferrari Challenge Trofeo Pirelli UK

FREE PRACTICE - SECTOR ANALYSIS



SECTOR 1 = FL to I1, SECTOR 2 = I1 to I2, SECTOR 3 = I2 to FL, DIFF = Difference To Personal Best Lap, P = Crossed Finish Line in Pit Lane, D = Time Disallowed

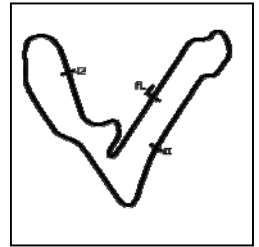
P3 60 P		Wayne MARRS		488 Challenge - Dick Lovett, Swindon			
IDEAL LAP TIME : 1:21.116		BEST LAP TIME : 1:21.116		DIFFERENCE : 0.000			
LAP	SECTOR 1	SECTOR 2	SECTOR 3	LAP TIME	KPH	DIFF	TIME OF DAY
1 -	34.603	40.391	25.488	1:40.482	122.52	19.366	14:36:03.303
2 -	29.967	37.747	23.604	1:31.318	134.82	10.202	14:37:34.621
3 -	25.717	34.377	22.986	1:23.080	148.19	1.964	14:38:57.701
4 -	32.230	44.457	IN PIT	1:41.733	P 121.01	20.617	14:40:39.434
5 -	OUTLAP	34.718	23.247	2:52.329	71.44	1:31.213	14:43:31.763
6 -	25.762	34.270	23.233	1:23.265	147.86	2.149	14:44:55.028
7 -	25.605	34.224	23.028	1:22.857	148.58	1.741	14:46:17.885
8 -	26.113	34.390	23.321	1:23.824	146.87	2.708	14:47:41.709
9 -	25.488	36.633	25.796	1:27.917	140.03	6.801	14:49:09.626
10 -	25.567	35.469	23.310	1:24.346	145.96	3.230	14:50:33.972
11 -	25.359	35.462	23.700	1:24.521	145.66	3.405	14:51:58.493
12 -	29.216	38.695	24.886	1:32.797	132.67	11.681	14:53:31.290
13 -	25.655	34.040	22.895	1:22.590	149.06	1.474	14:54:53.880
14 -	25.475	35.071	23.103	1:23.649	147.18	2.533	14:56:17.529
15 -	31.207	39.920	IN PIT	1:33.888	P 131.13	12.772	14:57:51.417
16 -	OUTLAP	37.461	23.662	41:36.251	4.93	40:15.135	15:39:27.668
17 -	25.520	34.742	24.243	1:24.505	145.69	3.389	15:40:52.173
18 -	29.338	41.313	IN PIT	1:33.887	P 131.13	12.771	15:42:26.060
19 -	OUTLAP	37.518	24.218	4:43.291	43.45	3:22.175	15:47:09.351
20 -	26.008	35.511	IN PIT	1:22.704	P 148.86	1.588	15:48:32.055
21 -	OUTLAP	34.901	23.289	5:02.315	40.72	3:41.199	15:53:34.370
22 -	26.574	34.334	23.156	1:24.064	146.45	2.948	15:54:58.434
23 -	25.175	33.991	23.058	1:22.224	(3) 149.73	1.108	15:56:20.658
24 -	25.389	34.901	23.267	1:23.557	147.34	2.441	15:57:44.215
25 -	25.231	34.277	23.252	1:22.760	148.76	1.644	15:59:06.975
26 -	25.277	34.259	23.298	1:22.834	148.63	1.718	16:00:29.809
27 -	30.839	39.201	IN PIT	1:32.453	P 133.16	11.337	16:02:02.262
28 -	OUTLAP	44.268	26.683	12:09.237	16.88	10:48.121	16:14:11.499
29 -	30.175	38.769	25.535	1:34.479	130.31	13.363	16:15:45.978
30 -	27.080	35.588	23.167	1:25.835	143.43	4.719	16:17:11.813
31 -	25.068	33.319	22.729	1:21.116	(1) 151.77		16:18:32.929
32 -	32.776	41.342	26.609	1:40.727	122.22	19.611	16:20:13.656
33 -	25.100	33.579	22.781	1:21.460	(2) 151.13	0.344	16:21:35.116
34 -	30.229	40.866	IN PIT	1:35.747	P 128.58	14.631	16:23:10.863

Weather / Track : Overcast / Dry

Croft
Circuit Length = 3.419 km
Start: 14:30 Flag 16:31 End: 16:31

Ferrari Challenge Trofeo Pirelli UK

FREE PRACTICE - SECTOR ANALYSIS



SECTOR 1 = FL to I1, SECTOR 2 = I1 to I2, SECTOR 3 = I2 to FL, DIFF = Difference To Personal Best Lap, P = Crossed Finish Line in Pit Lane, D = Time Disallowed

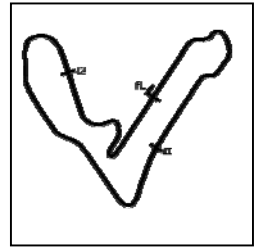
P4 43 P		Josh KIRKWOOD-JONES		488 Challenge - H R Owen, London			
IDEAL LAP TIME : 1:21.528		BEST LAP TIME : 1:21.804		DIFFERENCE : 0.276			
LAP	SECTOR 1	SECTOR 2	SECTOR 3	LAP TIME	KPH	DIFF	TIME OF DAY
1 -	33.457	45.849	31.206	1:50.512	111.40	28.708	14:52:59.378
2 -	30.134	38.319	26.058	1:34.511	130.26	12.707	14:54:33.889
3 -	33.683	41.727	26.482	1:41.892	120.83	20.088	14:56:15.781
4 -	26.315	34.867	23.383	1:24.565	145.58	2.761	14:57:40.346
5 -	32.094	44.044	25.678	1:41.816	120.92	20.012	14:59:22.162
6 -	25.684	34.875	23.323	1:23.882	146.77	2.078	15:00:46.044
7 -	35.177	46.929	IN PIT	1:51.041 P	110.87	29.237	15:02:37.085
8 -	OUTLAP	40.557	23.998	10:56.581	18.75	9:34.777	15:13:33.666
9 -	26.440	36.271	23.556	1:26.267	142.71	4.463	15:14:59.933
10 -	25.717	38.184	23.505	1:27.406	140.85	5.602	15:16:27.339
11 -	25.689	34.348	23.256	1:23.293	147.81	1.489	15:17:50.632
12 -	25.705	34.225	23.420	1:23.350	147.71	1.546	15:19:13.982
13 -	25.300	34.028	23.047	1:22.375	149.45	0.571	15:20:36.357
14 -	25.356	34.269	23.626	1:23.251	147.88	1.447	15:21:59.608
15 -	25.282	37.790	23.498	1:26.570	142.21	4.766	15:23:26.178
16 -	25.484	34.665	23.687	1:23.836	146.85	2.032	15:24:50.014
17 -	25.320	33.820	23.129	1:22.269	149.65	0.465	15:26:12.283
18 -	25.293	34.308	23.622	1:23.223	147.93	1.419	15:27:35.506
19 -	25.561	33.863	23.257	1:22.681	148.90	0.877	15:28:58.187
20 -	33.855	44.189	IN PIT	1:44.456 P	117.86	22.652	15:30:42.643
21 -	OUTLAP	42.723	25.205	16:59.848	12.07	15:38.044	15:47:42.491
22 -	26.904	35.555	23.500	1:25.959	143.22	4.155	15:49:08.450
23 -	25.331	34.727	23.354	1:23.412	147.60	1.608	15:50:31.862
24 -	25.280	40.014	23.410	1:28.704	138.79	6.900	15:52:00.566
25 -	25.181	33.640	22.983	1:21.804 (1)	150.50		15:53:22.370
26 -	24.905	33.901	23.066	1:21.872 (2)	150.37	0.068	15:54:44.242
27 -	25.153	36.939	IN PIT	1:27.936 P	140.00	6.132	15:56:12.178
28 -	OUTLAP	41.110	24.674	23:28.566	8.74	22:06.762	16:19:40.744
29 -	27.155	34.020	23.143	1:24.318	146.01	2.514	16:21:05.062
30 -	25.346	33.869	22.988	1:22.203 (3)	149.77	0.399	16:22:27.265
31 -	29.509	54.855	IN PIT	1:54.269 P	107.74	32.465	16:24:21.534

Weather / Track : Overcast / Dry

Croft
Circuit Length = 3.419 km
Start: 14:30 Flag 16:31 End: 16:31

Ferrari Challenge Trofeo Pirelli UK

FREE PRACTICE - SECTOR ANALYSIS

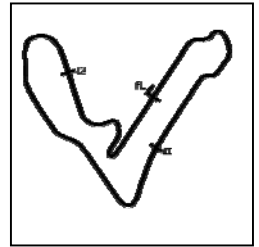


SECTOR 1 = FL to I1, SECTOR 2 = I1 to I2, SECTOR 3 = I2 to FL, DIFF = Difference To Personal Best Lap, P = Crossed Finish Line in Pit Lane, D = Time Disallowed

P5 27 P		Martin SMITH		488 Challenge - Graypaul, Birmingham			
IDEAL LAP TIME : 1:21.843		BEST LAP TIME : 1:21.843		DIFFERENCE : 0.000			
LAP	SECTOR 1	SECTOR 2	SECTOR 3	LAP TIME	KPH	DIFF	TIME OF DAY
1 -	29.896	38.489	25.059	1:33.444	131.75	11.601	14:50:48.862
2 -	26.554	38.687	24.109	1:29.350	137.79	7.507	14:52:18.212
3 -	25.847	34.350	23.598	1:23.795	146.92	1.952	14:53:42.007
4 -	28.662	39.122	IN PIT	1:34.013	P 130.95	12.170	14:55:16.020
5 -	OUTLAP	37.965	24.662	3:42.092	55.43	2:20.249	14:58:58.112
6 -	32.495	40.160	24.314	1:36.969	126.96	15.126	15:00:35.081
7 -	25.491	34.294	23.297	1:23.082	148.18	1.239	15:01:58.163
8 -	25.427	35.083	23.959	1:24.469	145.75	2.626	15:03:22.632
9 -	27.919	34.447	23.480	1:25.846	143.41	4.003	15:04:48.478
10 -	25.292	35.356	23.330	1:23.978	146.60	2.135	15:06:12.456
11 -	25.173	34.053	23.318	1:22.544	149.15	0.701	15:07:35.000
12 -	25.213	33.759	23.369	1:22.341	149.52	0.498	15:08:57.341
13 -	25.215	35.228	IN PIT	1:23.224	P 147.93	1.381	15:10:20.565
14 -	OUTLAP	34.936	24.059	14:05.788	14.55	12:43.945	15:24:26.353
15 -	25.962	34.068	23.560	1:23.590	147.28	1.747	15:25:49.943
16 -	25.190	34.255	23.965	1:23.410	147.60	1.567	15:27:13.353
17 -	25.373	34.285	25.099	1:24.757	145.25	2.914	15:28:38.110
18 -	25.209	34.863	23.569	1:23.641	147.19	1.798	15:30:01.751
19 -	25.365	33.881	23.423	1:22.669	148.92	0.826	15:31:24.420
20 -	25.186	34.255	23.538	1:22.979	148.37	1.136	15:32:47.399
21 -	25.305	33.825	23.454	1:22.584	149.08	0.741	15:34:09.983
22 -	25.365	33.780	23.482	1:22.627	149.00	0.784	15:35:32.610
23 -	25.112	33.668	23.300	1:22.080	(2) 149.99	0.237	15:36:54.690
24 -	28.750	38.191	IN PIT	1:31.076	P 135.17	9.233	15:38:25.766
25 -	OUTLAP	45.451	30.183	34:22.658	5.96	33:00.815	16:12:48.424
26 -	34.065	39.741	26.160	1:39.966	123.15	18.123	16:14:28.390
27 -	32.612	37.674	23.642	1:33.928	131.07	12.085	16:16:02.318
28 -	25.304	33.922	23.518	1:22.744	148.79	0.901	16:17:25.062
29 -	25.030	33.567	23.246	1:21.843 (1)	150.42		16:18:46.905
30 -	25.352	34.448	23.430	1:23.230	147.92	1.387	16:20:10.135
31 -	25.037	33.799	23.314	1:22.150	(3) 149.86	0.307	16:21:32.285
32 -	25.269	34.013	24.954	1:24.236	146.15	2.393	16:22:56.521
33 -	37.257	52.416	IN PIT	1:59.232	P 103.25	37.389	16:24:55.753

Ferrari Challenge Trofeo Pirelli UK

FREE PRACTICE - SECTOR ANALYSIS



SECTOR 1 = FL to I1, SECTOR 2 = I1 to I2, SECTOR 3 = I2 to FL, DIFF = Difference To Personal Best Lap, P = Crossed Finish Line in Pit Lane, D = Time Disallowed

P6		72 P		Jon WOOD		488 Challenge - Carrs Ferrari	
IDEAL LAP TIME : 1:21.568		BEST LAP TIME : 1:22.079		DIFFERENCE : 0.511			
LAP	SECTOR 1	SECTOR 2	SECTOR 3	LAP TIME	KPH	DIFF	TIME OF DAY
1 -	30.081	38.667	25.467	1:34.215	130.67	12.136	14:38:38.355
2 -	27.044	36.095	23.838	1:26.977	141.55	4.898	14:40:05.332
3 -	25.600	35.223	23.688	1:24.511	145.68	2.432	14:41:29.843
4 -	25.083	35.691	IN PIT	1:27.366	P 140.92	5.287	14:42:57.209
5 -	OUTLAP	34.067	26.638	2:21.771	86.84	59.692	14:45:18.980
6 -	30.884	35.851	23.513	1:30.248	136.42	8.169	14:46:49.228
7 -	24.921	34.487	23.196	1:22.604	149.04	0.525	14:48:11.832
8 -	24.888	35.316	23.577	1:23.781	146.95	1.702	14:49:35.613
9 -	36.716	55.899	42.262	2:14.877	91.28	52.798	14:51:50.490
10 -	25.524	34.488	23.321	1:23.333	147.74	1.254	14:53:13.823
11 -	24.812	34.490	23.405	1:22.707	148.85	0.628	14:54:36.530
12 -	26.721	33.978	23.696	1:24.395	145.88	2.316	14:56:00.925
13 -	25.547	34.188	23.385	1:23.120	148.11	1.041	14:57:24.045
14 -	24.956	35.194	24.046	1:24.196	146.22	2.117	14:58:48.241
15 -	25.112	34.334	IN PIT	1:23.109	P 148.13	1.030	15:00:11.350
16 -	OUTLAP	37.607	23.741	5:25.691	37.80	4:03.612	15:05:37.041
17 -	25.078	33.899	23.527	1:22.504	(3) 149.22	0.425	15:06:59.545
18 -	25.037	33.954	23.088	1:22.079	(1) 149.99		15:08:21.624
19 -	24.941	33.668	IN PIT	1:23.001	P 148.33	0.922	15:09:44.625
20 -	OUTLAP	40.102	24.698	3:42.310	55.38	2:20.231	15:13:26.935
21 -	25.921	35.480	23.723	1:25.124	144.63	3.045	15:14:52.059
22 -	25.301	34.217	23.287	1:22.805	148.68	0.726	15:16:14.864
23 -	24.858	34.096	23.369	1:22.323	(2) 149.55	0.244	15:17:37.187
24 -	25.052	34.538	23.553	1:23.143	148.07	1.064	15:19:00.330
25 -	27.976	38.626	IN PIT	1:31.341	P 134.78	9.262	15:20:31.671
26 -	OUTLAP	41.117	25.339	53:22.869	3.84	52:00.790	16:13:54.540
27 -	25.423	34.210	23.156	1:22.789	148.71	0.710	16:15:17.329
28 -	59.292	44.624	IN PIT	2:08.737	P 95.63	46.658	16:17:26.066
29 -	OUTLAP	36.114	23.546	3:49.581	53.62	2:27.502	16:21:15.647
30 -	25.082	35.961	24.429	1:25.472	144.04	3.393	16:22:41.119
31 -	38.115	51.705	IN PIT	1:58.414	P 103.97	36.335	16:24:39.533

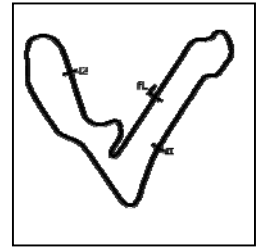
P7		8 S		Mark MCALLISTER		488 Challenge - Lancaster Ferrari, Colchester	
IDEAL LAP TIME : 1:22.127		BEST LAP TIME : 1:22.456		DIFFERENCE : 0.329			
LAP	SECTOR 1	SECTOR 2	SECTOR 3	LAP TIME	KPH	DIFF	TIME OF DAY
1 -	27.899	37.294	24.574	1:29.767	137.15	7.311	14:42:34.465
2 -	26.599	35.710	24.302	1:26.611	142.14	4.155	14:44:01.076
3 -	26.209	34.780	23.803	1:24.792	145.19	2.336	14:45:25.868
4 -	26.046	34.914	23.899	1:24.859	145.08	2.403	14:46:50.727
5 -	25.836	34.566	23.731	1:24.133	146.33	1.677	14:48:14.860
6 -	25.508	34.371	23.780	1:23.659	(2) 147.16	1.203	14:49:38.519
7 -	31.597	42.338	IN PIT	1:44.196	P 118.15	21.740	14:51:22.715
8 -	OUTLAP	35.898	24.107	3:09.453	64.98	1:46.997	14:54:32.168
9 -	32.040	37.306	23.622	1:32.968	132.42	10.512	14:56:05.136
10 -	25.742	1:05.584	IN PIT	1:59.329	P 103.17	36.873	14:58:04.465
11 -	OUTLAP	39.070	25.351	1:18:31.409	2.61	1:17:08.953	16:16:35.874
12 -	25.860	34.823	23.597	1:24.280	146.08	1.824	16:18:00.154
13 -	25.968	34.597	23.298	1:23.863	(3) 146.80	1.407	16:19:24.017
14 -	24.909	33.920	23.627	1:22.456	(1) 149.31		16:20:46.473
15 -	25.081	34.246	IN PIT	1:25.670	P 143.71	3.214	16:22:12.143

Weather / Track : Overcast / Dry

Croft
Circuit Length = 3.419 km
Start: 14:30 Flag 16:31 End: 16:31

Ferrari Challenge Trofeo Pirelli UK

FREE PRACTICE - SECTOR ANALYSIS

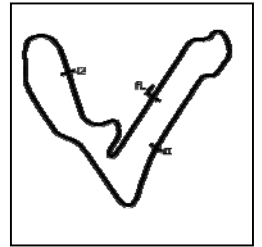


SECTOR 1 = FL to I1, SECTOR 2 = I1 to I2, SECTOR 3 = I2 to FL, DIFF = Difference To Personal Best Lap, P = Crossed Finish Line in Pit Lane, D = Time Disallowed

P8 69 S		Toby FLANNAGAN		488 Challenge - Maranello Sales			
IDEAL LAP TIME : 1:22.278		BEST LAP TIME : 1:22.470		DIFFERENCE : 0.192			
LAP	SECTOR 1	SECTOR 2	SECTOR 3	LAP TIME	KPH	DIFF	TIME OF DAY
1 -	30.391	38.126	24.396	1:32.913	132.50	10.443	14:37:55.582
2 -	30.622	38.319	IN PIT	1:32.798 P	132.67	10.328	14:39:28.380
3 -	OUTLAP	35.108	23.995	2:06.239	97.52	43.769	14:41:34.619
4 -	25.113	34.936	23.492	1:23.541 (3)	147.37	1.071	14:42:58.160
5 -	25.593	35.174	23.401	1:24.168	146.27	1.698	14:44:22.328
6 -	25.559	35.276	23.479	1:24.314	146.02	1.844	14:45:46.642
7 -	25.454	38.110	23.396	1:26.960	141.57	4.490	14:47:13.602
8 -	25.180	36.382	23.854	1:25.416	144.13	2.946	14:48:39.018
9 -	26.503	35.327	23.812	1:25.642	143.75	3.172	14:50:04.660
10 -	25.399	36.396	28.085	1:29.880	136.97	7.410	14:51:34.540
11 -	25.795	35.494	23.746	1:25.035	144.78	2.565	14:52:59.575
12 -	25.502	35.304	23.862	1:24.668	145.41	2.198	14:54:24.243
13 -	27.459	35.290	23.523	1:26.272	142.70	3.802	14:55:50.515
14 -	25.696	34.793	23.522	1:24.011	146.54	1.541	14:57:14.526
15 -	25.678	40.100	26.156	1:31.934	133.91	9.464	14:58:46.460
16 -	25.568	35.126	25.543	1:26.237	142.76	3.767	15:00:12.697
17 -	30.918	41.090	IN PIT	1:35.714 P	128.62	13.244	15:01:48.411
18 -	OUTLAP	44.032	26.780	25:18.146	8.10	23:55.676	15:27:06.557
19 -	28.438	37.545	25.629	1:31.612	134.38	9.142	15:28:38.169
20 -	26.633	36.239	24.724	1:27.596	140.55	5.126	15:30:05.765
21 -	26.138	36.084	24.687	1:26.909	141.66	4.439	15:31:32.674
22 -	26.485	36.635	23.608	1:26.728	141.95	4.258	15:32:59.402
23 -	25.435	36.483	23.816	1:25.734	143.60	3.264	15:34:25.136
24 -	25.498	35.173	23.711	1:24.382	145.90	1.912	15:35:49.518
25 -	25.258	34.162	23.050	1:22.470 (1)	149.28		15:37:11.988
26 -	25.894	34.801	25.239	1:25.934	143.26	3.464	15:38:37.922
27 -	25.164	34.115	23.590	1:22.869 (2)	148.56	0.399	15:40:00.791
28 -	25.402	38.547	IN PIT	1:28.753 P	138.71	6.283	15:41:29.544

Ferrari Challenge Trofeo Pirelli UK

FREE PRACTICE - SECTOR ANALYSIS



SECTOR 1 = FL to I1, SECTOR 2 = I1 to I2, SECTOR 3 = I2 to FL, DIFF = Difference To Personal Best Lap, P = Crossed Finish Line in Pit Lane, D = Time Disallowed

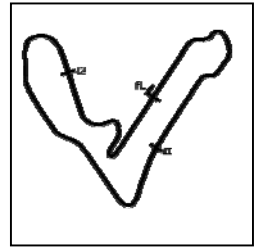
P9 22 S		Gary REDMAN		488 Challenge - Graypaul, Nottingham			
IDEAL LAP TIME : 1:22.355		BEST LAP TIME : 1:22.492		DIFFERENCE : 0.137			
LAP	SECTOR 1	SECTOR 2	SECTOR 3	LAP TIME	KPH	DIFF	TIME OF DAY
1 -	26.420	36.408	24.624	1:27.452	140.78	4.960	14:36:05.013
2 -	26.905	35.377	23.518	1:25.800	143.49	3.308	14:37:30.813
3 -	25.918	35.132	23.478	1:24.528	145.65	2.036	14:38:55.341
4 -	26.218	35.997	23.570	1:25.785	143.51	3.293	14:40:21.126
5 -	26.007	35.365	23.907	1:25.279	144.36	2.787	14:41:46.405
6 -	25.520	34.984	23.961	1:24.465	145.76	1.973	14:43:10.870
7 -	25.587	35.566	23.613	1:24.766	145.24	2.274	14:44:35.636
8 -	26.521	37.057	25.955	1:29.533	137.50	7.041	14:46:05.169
9 -	26.820	35.395	23.841	1:26.056	143.06	3.564	14:47:31.225
10 -	26.870	38.052	23.993	1:28.915	138.46	6.423	14:49:00.140
11 -	25.553	34.921	23.739	1:24.213	146.19	1.721	14:50:24.353
12 -	30.674	41.942	26.292	1:38.908	124.47	16.416	14:52:03.261
13 -	26.672	37.923	28.096	1:32.691	132.82	10.199	14:53:35.952
14 -	25.896	35.474	23.928	1:25.298	144.33	2.806	14:55:01.250
15 -	26.274	36.561	IN PIT	1:28.361	P 139.33	5.869	14:56:29.611
16 -	OUTLAP	41.803	25.464	6:49.129	30.09	5:26.637	15:03:18.740
17 -	26.825	35.422	23.710	1:25.957	143.23	3.465	15:04:44.697
18 -	25.224	35.105	23.334	1:23.663	147.15	1.171	15:06:08.360
19 -	25.260	36.291	23.111	1:24.662	145.42	2.170	15:07:33.022
20 -	25.447	34.521	23.246	1:23.214	(3) 147.95	0.722	15:08:56.236
21 -	25.038	34.206	23.248	1:22.492	(1) 149.24		15:10:18.728
22 -	25.636	34.665	23.534	1:23.835	146.85	1.343	15:11:42.563
23 -	25.375	35.626	25.881	1:26.882	141.70	4.390	15:13:09.445
24 -	29.999	38.395	IN PIT	1:32.773	P 132.70	10.281	15:14:42.218
25 -	OUTLAP	37.393	23.973	13:08.257	15.61	11:45.765	15:27:50.475
26 -	25.974	35.048	27.838	1:28.860	138.55	6.368	15:29:19.335
27 -	27.314	36.727	25.373	1:29.414	137.69	6.922	15:30:48.749
28 -	25.692	35.447	23.734	1:24.873	145.05	2.381	15:32:13.622
29 -	25.805	34.708	23.670	1:24.183	146.24	1.691	15:33:37.805
30 -	25.844	35.075	23.884	1:24.803	145.17	2.311	15:35:02.608
31 -	25.802	34.909	23.502	1:24.213	146.19	1.721	15:36:26.821
32 -	25.676	34.771	24.452	1:24.899	145.01	2.407	15:37:51.720
33 -	27.532	37.061	23.833	1:28.426	139.23	5.934	15:39:20.146
34 -	25.594	34.984	23.364	1:23.942	146.66	1.450	15:40:44.088
35 -	25.748	37.247	24.698	1:27.693	140.39	5.201	15:42:11.781
36 -	26.244	34.271	23.777	1:24.292	146.05	1.800	15:43:36.073
37 -	27.172	34.538	23.430	1:25.140	144.60	2.648	15:45:01.213
38 -	27.106	34.853	23.587	1:25.546	143.91	3.054	15:46:26.759
39 -	25.711	35.101	23.781	1:24.593	145.53	2.101	15:47:51.352
40 -	25.401	34.542	23.242	1:23.185	(2) 148.00	0.693	15:49:14.537
41 -	25.842	34.597	23.309	1:23.748	147.00	1.256	15:50:38.285
42 -	25.412	35.287	23.651	1:24.350	145.95	1.858	15:52:02.635
43 -	25.787	34.739	23.909	1:24.435	145.81	1.943	15:53:27.070
44 -	25.993	35.221	23.957	1:25.171	144.55	2.679	15:54:52.241
45 -	26.011	35.181	24.068	1:25.260	144.40	2.768	15:56:17.501
46 -	25.900	38.414	IN PIT	1:31.605	P 134.39	9.113	15:57:49.106

Weather / Track : Overcast / Dry

Croft
Circuit Length = 3.419 km
Start: 14:30 Flag 16:31 End: 16:31

Ferrari Challenge Trofeo Pirelli UK

FREE PRACTICE - SECTOR ANALYSIS



SECTOR 1 = FL to I1, SECTOR 2 = I1 to I2, SECTOR 3 = I2 to FL, DIFF = Difference To Personal Best Lap, P = Crossed Finish Line in Pit Lane, D = Time Disallowed

P10 83 S		Richard GUY		488 Challenge - Charles Hurst			
IDEAL LAP TIME : 1:22.830		BEST LAP TIME : 1:23.109		DIFFERENCE : 0.279			
LAP	SECTOR 1	SECTOR 2	SECTOR 3	LAP TIME	KPH	DIFF	TIME OF DAY
1 -	26.723	37.826	24.306	1:28.855	138.55	5.746	14:54:09.716
2 -	26.471	36.173	24.069	1:26.713	141.98	3.604	14:55:36.429
3 -	25.977	35.451	IN PIT	1:24.490 P	145.71	1.381	14:57:00.919
4 -	OUTLAP	35.673	23.725	2:09.611	94.98	46.502	14:59:10.530
5 -	25.559	35.490	24.385	1:25.434	144.10	2.325	15:00:35.964
6 -	25.922	35.094	23.284	1:24.300	146.04	1.191	15:02:00.264
7 -	25.297	34.383	23.429	1:23.109 (1)	148.13		15:03:23.373
8 -	27.426	35.321	23.295	1:26.042	143.08	2.933	15:04:49.415
9 -	25.393	35.965	23.723	1:25.081	144.70	1.972	15:06:14.496
10 -	25.163	34.865	23.677	1:23.705 (2)	147.08	0.596	15:07:38.201
11 -	25.179	36.507	28.949	1:30.635	135.83	7.526	15:09:08.836
12 -	30.000	35.221	23.489	1:28.710	138.78	5.601	15:10:37.546
13 -	25.905	34.978	23.540	1:24.423	145.83	1.314	15:12:01.969
14 -	26.159	35.467	24.163	1:25.789	143.51	2.680	15:13:27.758
15 -	25.634	35.483	23.892	1:25.009	144.82	1.900	15:14:52.767
16 -	25.355	34.979	23.481	1:23.815 (3)	146.89	0.706	15:16:16.582
17 -	25.333	35.798	IN PIT	1:28.824 P	138.60	5.715	15:17:45.406
18 -	OUTLAP	36.892	23.643	3:31.672	58.16	2:08.563	15:21:17.078
19 -	25.762	34.691	23.640	1:24.093	146.40	0.984	15:22:41.171
20 -	25.604	35.350	23.383	1:24.337	145.98	1.228	15:24:05.508
21 -	27.011	40.154	IN PIT	1:35.195 P	129.33	12.086	15:25:40.703
22 -	OUTLAP	44.233	29.791	39:56.268	5.13	38:33.159	16:05:36.971
23 -	30.430	40.310	28.496	1:39.236	124.06	16.127	16:07:16.207
24 -	30.759	39.346	24.283	1:34.388	130.43	11.279	16:08:50.595
25 -	26.502	35.474	24.038	1:26.014	143.13	2.905	16:10:16.609
26 -	26.238	35.437	23.692	1:25.367	144.22	2.258	16:11:41.976
27 -	32.869	47.516	IN PIT	1:49.934 P	111.99	26.825	16:13:31.910

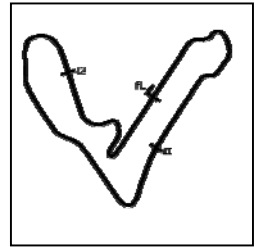
P11 13 S		Stuart WILLSON		488 Challenge - Graypaul, Nottingham			
IDEAL LAP TIME : 1:23.454		BEST LAP TIME : 1:23.695		DIFFERENCE : 0.241			
LAP	SECTOR 1	SECTOR 2	SECTOR 3	LAP TIME	KPH	DIFF	TIME OF DAY
1 -	27.867	37.380	25.059	1:30.306	136.33	6.611	15:25:01.753
2 -	26.298	35.445	23.885	1:25.628	143.78	1.933	15:26:27.381
3 -	25.599	34.806	23.750	1:24.155 (3)	146.29	0.460	15:27:51.536
4 -	25.774	34.860	26.151	1:26.785	141.86	3.090	15:29:18.321
5 -	25.729	36.776	24.728	1:27.233	141.13	3.538	15:30:45.554
6 -	25.723	34.783	23.972	1:24.478	145.73	0.783	15:32:10.032
7 -	25.483	34.465	23.753	1:23.701 (2)	147.09	0.006	15:33:33.733
8 -	25.596	35.985	IN PIT	1:25.273 P	144.37	1.578	15:34:59.006
9 -	OUTLAP	45.214	28.152	29:12.122	7.02	27:48.427	16:04:11.128
10 -	29.391	39.725	26.086	1:35.202	129.32	11.507	16:05:46.330
11 -	26.616	36.237	27.121	1:29.974	136.83	6.279	16:07:16.304
12 -	32.969	44.629	IN PIT	1:46.701 P	115.38	23.006	16:09:03.005
13 -	OUTLAP	43.661	26.536	4:08.847	49.47	2:45.152	16:13:11.852
14 -	28.089	37.027	24.508	1:29.624	137.36	5.929	16:14:41.476
15 -	25.813	34.751	23.747	1:24.311	146.02	0.616	16:16:05.787
16 -	25.636	34.933	25.165	1:25.734	143.60	2.039	16:17:31.521
17 -	25.724	34.464	23.507	1:23.695 (1)	147.10		16:18:55.216
18 -	25.780	34.621	24.316	1:24.717	145.32	1.022	16:20:19.933
19 -	25.958	37.416	24.862	1:28.236	139.53	4.541	16:21:48.169
20 -	25.903	41.803	IN PIT	1:33.644 P	131.47	9.949	16:23:21.813

Weather / Track : Overcast / Dry

Croft
Circuit Length = 3.419 km
Start: 14:30 Flag 16:31 End: 16:31

Ferrari Challenge Trofeo Pirelli UK

FREE PRACTICE - SECTOR ANALYSIS



SECTOR 1 = FL to I1, SECTOR 2 = I1 to I2, SECTOR 3 = I2 to FL, DIFF = Difference To Personal Best Lap, P = Crossed Finish Line in Pit Lane, D = Time Disallowed

P12		1 S		Alex MOSS		488 Challenge - Graypaul, Birmingham	
IDEAL LAP TIME : 1:23.296		BEST LAP TIME : 1:23.715		DIFFERENCE : 0.419			
LAP	SECTOR 1	SECTOR 2	SECTOR 3	LAP TIME	KPH	DIFF	TIME OF DAY
1 -	26.962	34.945	23.236	1:25.143	144.59	1.428	14:50:06.683
2 -	25.822	35.056	26.215	1:27.093	141.36	3.378	14:51:33.776
3 -	25.993	34.769	23.591	1:24.353 (3)	145.95	0.638	14:52:58.129
4 -	25.620	34.703	23.392	1:23.715 (1)	147.06		14:54:21.844
5 -	30.626	41.695	IN PIT	1:38.975 P	124.39	15.260	14:56:00.819
6 -	OUTLAP	35.805	23.619	13:09.696	15.59	11:45.981	15:09:10.515
7 -	29.070	35.971	23.262	1:28.303	139.42	4.588	15:10:38.818
8 -	26.387	35.812	24.204	1:26.403	142.49	2.688	15:12:05.221
9 -	25.916	35.255	23.081	1:24.252 (2)	146.12	0.537	15:13:29.473
10 -	25.512	35.332	23.532	1:24.376	145.91	0.661	15:14:53.849
11 -	25.937	39.746	IN PIT	1:30.883 P	135.46	7.168	15:16:24.732
12 -	OUTLAP	39.421	23.818	4:54.567	41.79	3:30.852	15:21:19.299
13 -	25.886	35.356	23.547	1:24.789	145.20	1.074	15:22:44.088
14 -	26.294	34.942	23.583	1:24.819	145.15	1.104	15:24:08.907
15 -	25.661	36.174	23.814	1:25.649	143.74	1.934	15:25:34.556
16 -	25.821	35.161	23.507	1:24.489	145.71	0.774	15:26:59.045
17 -	25.789	36.372	23.809	1:25.970	143.20	2.255	15:28:25.015
18 -	26.638	34.975	IN PIT	1:26.290 P	142.67	2.575	15:29:51.305
19 -	OUTLAP	43.632	25.548	22:58.248	8.93	21:34.533	15:52:49.553
20 -	32.147	38.172	23.837	1:34.156	130.75	10.441	15:54:23.709
21 -	26.039	36.190	IN PIT	1:25.666 P	143.71	1.951	15:55:49.375

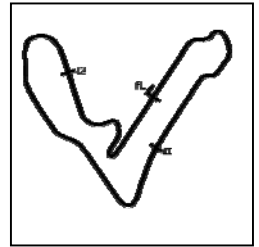
P13		40 S		Jamie THWAITES		488 Challenge - JCT600 Brooklands Leeds	
IDEAL LAP TIME : 1:23.793		BEST LAP TIME : 1:24.020		DIFFERENCE : 0.227			
LAP	SECTOR 1	SECTOR 2	SECTOR 3	LAP TIME	KPH	DIFF	TIME OF DAY
1 -	26.874	36.085	24.428	1:27.387	140.88	3.367	15:06:45.454
2 -	25.866	35.431	24.068	1:25.365	144.22	1.345	15:08:10.819
3 -	25.744	34.637	24.213	1:24.594 (3)	145.53	0.574	15:09:35.413
4 -	25.935	35.541	IN PIT	1:26.109 P	142.97	2.089	15:11:01.522
5 -	OUTLAP	37.241	25.712	4:27.727	45.98	3:03.707	15:15:29.249
6 -	25.839	35.157	24.149	1:25.145	144.59	1.125	15:16:54.394
7 -	25.456	35.315	23.808	1:24.579 (2)	145.56	0.559	15:18:18.973
8 -	25.348	34.823	23.849	1:24.020 (1)	146.53		15:19:42.993
9 -	30.847	42.858	IN PIT	1:40.776 P	122.16	16.756	15:21:23.769
10 -	OUTLAP	44.165	28.778	56:34.197	3.62	55:10.177	16:17:57.966
11 -	29.214	40.742	29.571	1:39.527	123.70	15.507	16:19:37.493
12 -	37.949	42.408	27.558	1:47.915	114.08	23.895	16:21:25.408
13 -	26.023	39.003	27.660	1:32.686	132.83	8.666	16:22:58.094
14 -	37.540	52.133	IN PIT	2:02.700 P	100.33	38.680	16:25:00.794

Weather / Track : Overcast / Dry

Croft
Circuit Length = 3.419 km
Start: 14:30 Flag 16:31 End: 16:31

Ferrari Challenge Trofeo Pirelli UK

FREE PRACTICE - SECTOR ANALYSIS



SECTOR 1 = FL to I1, SECTOR 2 = I1 to I2, SECTOR 3 = I2 to FL, DIFF = Difference To Personal Best Lap, P = Crossed Finish Line in Pit Lane, D = Time Disallowed

P14 18 S		David GROVER		488 Challenge - H R Owen, London			
IDEAL LAP TIME : 1:24.036		BEST LAP TIME : 1:24.463		DIFFERENCE : 0.427			
LAP	SECTOR 1	SECTOR 2	SECTOR 3	LAP TIME	KPH	DIFF	TIME OF DAY
1 -	29.713	39.251	26.014	1:34.978	129.62	10.515	14:43:47.227
2 -	27.362	36.482	24.190	1:28.034	139.85	3.571	14:45:15.261
3 -	27.688	36.660	24.490	1:28.838	138.58	4.375	14:46:44.099
4 -	26.392	35.639	23.567	1:25.598	143.83	1.135	14:48:09.697
5 -	26.330	35.078	23.899	1:25.307	144.32	0.844	14:49:35.004
6 -	32.582	44.083	35.536	1:52.201	109.72	27.738	14:51:27.205
7 -	27.576	35.755	23.894	1:27.225	141.14	2.762	14:52:54.430
8 -	26.088	35.146	23.809	1:25.043	144.76	0.580	14:54:19.473
9 -	26.530	36.833	IN PIT	1:28.955	P 138.40	4.492	14:55:48.428
10 -	OUTLAP	38.796	28.565	3:16.540	62.64	1:52.077	14:59:04.968
11 -	26.303	35.755	23.622	1:25.680	143.69	1.217	15:00:30.648
12 -	26.277	34.999	24.411	1:25.687	143.68	1.224	15:01:56.335
13 -	26.010	35.859	24.064	1:25.933	143.27	1.470	15:03:22.268
14 -	33.133	41.430	26.529	1:41.092	121.78	16.629	15:05:03.360
15 -	25.964	35.810	IN PIT	1:27.200	P 141.18	2.737	15:06:30.560
16 -	OUTLAP	37.526	24.958	21:36.150	9.49	20:11.687	15:28:06.710
17 -	26.125	35.240	23.537	1:24.902	(3) 145.01	0.439	15:29:31.612
18 -	26.176	35.565	24.035	1:25.776	143.53	1.313	15:30:57.388
19 -	25.865	35.328	23.947	1:25.140	144.60	0.677	15:32:22.528
20 -	26.252	35.354	24.091	1:25.697	143.66	1.234	15:33:48.225
21 -	25.545	34.954	23.964	1:24.463	(1) 145.76		15:35:12.688
22 -	26.034	35.302	24.123	1:25.459	144.06	0.996	15:36:38.147
23 -	25.836	35.238	23.719	1:24.793	(2) 145.19	0.330	15:38:02.940
24 -	31.503	37.543	24.517	1:33.563	131.58	9.100	15:39:36.503
25 -	26.155	38.265	IN PIT	1:32.792	P 132.67	8.329	15:41:09.295
26 -	OUTLAP	39.229	26.490	4:00.454	51.20	2:35.991	15:45:09.749
27 -	27.899	37.260	24.870	1:30.029	136.75	5.566	15:46:39.778
28 -	26.692	35.924	24.246	1:26.862	141.73	2.399	15:48:06.640
29 -	26.241	36.143	24.436	1:26.820	141.80	2.357	15:49:33.460
30 -	25.911	35.437	23.763	1:25.111	144.65	0.648	15:50:58.571
31 -	32.730	46.091	IN PIT	1:51.977	P 109.94	27.514	15:52:50.548

P15 25 S		Neil MILLER		488 Challenge - Meridien Modena			
IDEAL LAP TIME : 1:24.927		BEST LAP TIME : 1:24.963		DIFFERENCE : 0.036			
LAP	SECTOR 1	SECTOR 2	SECTOR 3	LAP TIME	KPH	DIFF	TIME OF DAY
1 -	28.972	39.022	28.107	1:36.101	128.11	11.138	14:42:58.422
2 -	29.772	37.113	26.065	1:32.950	132.45	7.987	14:44:31.372
3 -	29.221	38.268	IN PIT	1:33.538	P 131.62	8.575	14:46:04.910
4 -	OUTLAP	39.401	25.247	3:02.908	67.31	1:37.945	14:49:07.818
5 -	27.084	38.228	25.152	1:30.464	136.09	5.501	14:50:38.282
6 -	27.030	36.644	24.798	1:28.472	139.15	3.509	14:52:06.754
7 -	28.222	36.983	25.587	1:30.792	135.60	5.829	14:53:37.546
8 -	26.319	36.083	24.644	1:27.046	141.43	2.083	14:55:04.592
9 -	26.576	35.802	24.593	1:26.971	141.56	2.008	14:56:31.563
10 -	27.128	38.651	IN PIT	1:30.929	P 135.39	5.966	14:58:02.492
11 -	OUTLAP	46.191	24.969	32:02.145	6.40	30:37.182	15:30:04.637
12 -	26.526	36.097	24.592	1:27.215	141.16	2.252	15:31:31.852
13 -	26.848	44.370	25.165	1:36.383	127.73	11.420	15:33:08.235
14 -	26.790	35.941	24.093	1:26.824	141.79	1.861	15:34:35.059
15 -	26.707	36.167	24.154	1:27.028	141.46	2.065	15:36:02.087
16 -	26.327	35.412	23.985	1:25.724	(3) 143.61	0.761	15:37:27.811
17 -	26.107	35.178	24.075	1:25.360	(2) 144.23	0.397	15:38:53.171
18 -	26.143	35.030	23.790	1:24.963	(1) 144.90		15:40:18.134
19 -	31.359	44.000	IN PIT	1:41.103	P 121.77	16.140	15:41:59.237

Weather / Track : Overcast / Dry

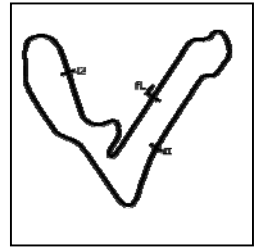
Croft

Circuit Length = 3.419 km

Start: 14:30 Flag 16:31 End: 16:31

Ferrari Challenge Trofeo Pirelli UK

FREE PRACTICE - SECTOR ANALYSIS



SECTOR 1 = FL to I1, SECTOR 2 = I1 to I2, SECTOR 3 = I2 to FL, DIFF = Difference To Personal Best Lap, P = Crossed Finish Line in Pit Lane, D = Time Disallowed

P16 14 S		Imran KARA		488 Challenge - Graypaul, Birmingham			
IDEAL LAP TIME : 1:24.015		BEST LAP TIME : 1:25.031		DIFFERENCE : 1.016			
LAP	SECTOR 1	SECTOR 2	SECTOR 3	LAP TIME	KPH	DIFF	TIME OF DAY
1 -	27.704	37.690	24.104	1:29.498	137.56	4.467	14:55:45.328
2 -	26.958	36.484	23.949	1:27.391	140.87	2.360	14:57:12.719
3 -	27.030	41.183	30.636	1:38.849	124.54	13.818	14:58:51.568
4 -	27.683	36.212	23.836	1:27.731	140.33	2.700	15:00:19.299
5 -	26.320	36.407	23.931	1:26.658	142.07	1.627	15:01:45.957
6 -	26.393	36.481	24.182	1:27.056	141.42	2.025	15:03:13.013
7 -	26.358	36.455	23.649	1:26.462	142.39	1.431	15:04:39.475
8 -	26.154	58.553	IN PIT	1:49.467	P 112.46	24.436	15:06:28.942
9 -	OUTLAP	37.126	23.786	3:41.473	55.58	2:16.442	15:10:10.415
10 -	25.921	36.467	23.391	1:25.779	143.52	0.748	15:11:36.194
11 -	25.554	36.009	28.412	1:29.975	136.83	4.944	15:13:06.169
12 -	26.918	35.896	23.781	1:26.595	142.17	1.564	15:14:32.764
13 -	26.161	1:09.219	23.886	1:59.266	103.22	34.235	15:16:32.030
14 -	26.136	36.188	IN PIT	1:25.157	P 144.57	0.126	15:17:57.187
15 -	OUTLAP	38.374	24.934	17:01.542	12.05	15:36.511	15:34:58.729
16 -	26.031	46.025	24.374	1:36.430	127.67	11.399	15:36:35.159
17 -	26.415	36.120	23.881	1:26.416	142.46	1.385	15:38:01.575
18 -	36.320	36.579	23.684	1:36.583	127.47	11.552	15:39:38.158
19 -	25.723	39.595	IN PIT	1:37.713	P 125.99	12.682	15:41:15.871
20 -	OUTLAP	37.592	24.391	3:29.834	58.67	2:04.803	15:44:45.705
21 -	26.572	36.475	23.706	1:26.753	141.91	1.722	15:46:12.458
22 -	26.067	36.394	23.687	1:26.148	142.91	1.117	15:47:38.606
23 -	26.227	35.585	23.326	1:25.138	(2) 144.60	0.107	15:49:03.744
24 -	26.115	35.506	23.632	1:25.253	(3) 144.41	0.222	15:50:28.997
25 -	26.082	53.828	23.796	1:43.706	118.71	18.675	15:52:12.703
26 -	27.895	36.015	23.764	1:27.674	140.42	2.643	15:53:40.377
27 -	26.227	35.185	24.183	1:25.595	143.83	0.564	15:55:05.972
28 -	26.014	36.029	23.790	1:25.833	143.43	0.802	15:56:31.805
29 -	25.942	35.456	24.119	1:25.517	143.96	0.486	15:57:57.322
30 -	26.073	35.135	23.823	1:25.031	(1) 144.79		15:59:22.353
31 -	26.032	35.776	IN PIT	1:26.662	P 142.06	1.631	16:00:49.015
32 -	OUTLAP	37.750	24.874	19:08.292	10.72	17:43.261	16:19:57.307
33 -	26.204	35.995	24.132	1:26.331	142.60	1.300	16:21:23.638

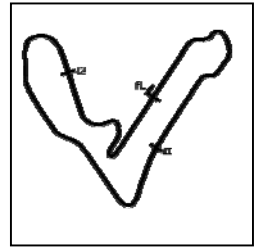
P17 77 S		Paul SIMMERSON		488 Challenge - Graypaul, Birmingham			
IDEAL LAP TIME : 1:25.444		BEST LAP TIME : 1:25.555		DIFFERENCE : 0.111			
LAP	SECTOR 1	SECTOR 2	SECTOR 3	LAP TIME	KPH	DIFF	TIME OF DAY
1 -	33.425	49.093	27.406	1:49.924	112.00	24.369	14:58:20.524
2 -	28.333	37.993	24.851	1:31.177	135.03	5.622	14:59:51.701
3 -	27.397	36.348	24.583	1:28.328	139.38	2.773	15:01:20.029
4 -	37.499	49.021	30.700	1:57.220	105.03	31.665	15:03:17.249
5 -	34.954	49.137	IN PIT	1:54.536	P 107.49	28.981	15:05:11.785
6 -	OUTLAP	39.402	28.079	11:44.652	17.47	10:19.097	15:16:56.437
7 -	28.341	38.390	26.610	1:33.341	131.89	7.786	15:18:29.778
8 -	27.867	36.892	24.641	1:29.400	137.71	3.845	15:19:59.178
9 -	27.219	36.807	24.552	1:28.578	138.99	3.023	15:21:27.756
10 -	27.021	35.964	24.000	1:26.985	141.53	1.430	15:22:54.741
11 -	26.491	36.165	23.908	1:26.564	142.22	1.009	15:24:21.305
12 -	26.331	35.711	23.897	1:25.939	(3) 143.26	0.384	15:25:47.244
13 -	26.231	35.520	23.804	1:25.555	(1) 143.90		15:27:12.799
14 -	28.414	37.694	IN PIT	1:32.206	P 133.52	6.651	15:28:45.005
15 -	OUTLAP	36.667	24.312	4:11.602	48.93	2:46.047	15:32:56.607
16 -	26.681	38.377	25.283	1:30.341	136.27	4.786	15:34:26.948
17 -	26.583	36.063	24.480	1:27.126	141.30	1.571	15:35:54.074
18 -	26.301	35.432	24.313	1:26.046	143.08	0.491	15:37:20.120
19 -	26.661	35.885	24.179	1:26.725	141.96	1.170	15:38:46.845
20 -	26.438	35.577	23.781	1:25.796	(2) 143.49	0.241	15:40:12.641
21 -	26.480	36.782	26.187	1:29.449	137.63	3.894	15:41:42.090
22 -	29.333	41.106	IN PIT	1:37.085	P 126.81	11.530	15:43:19.175

Weather / Track : Overcast / Dry

Croft
Circuit Length = 3.419 km
Start: 14:30 Flag 16:31 End: 16:31

Ferrari Challenge Trofeo Pirelli UK

FREE PRACTICE - SECTOR ANALYSIS



SECTOR 1 = FL to I1, SECTOR 2 = I1 to I2, SECTOR 3 = I2 to FL, DIFF = Difference To Personal Best Lap, P = Crossed Finish Line in Pit Lane, D = Time Disallowed

P18		9 S		Paul STEVENS		488 Challenge - Dick Lovett, Swindon	
IDEAL LAP TIME : 1:27.321		BEST LAP TIME : 1:27.400		DIFFERENCE : 0.079			
LAP	SECTOR 1	SECTOR 2	SECTOR 3	LAP TIME	KPH	DIFF	TIME OF DAY
1 -	30.314	44.929	27.193	1:42.436	120.18	15.036	14:49:09.855
2 -	28.936	40.833	25.793	1:35.562	128.83	8.162	14:50:45.417
3 -	28.346	40.370	26.112	1:34.828	129.83	7.428	14:52:20.245
4 -	28.419	39.287	25.500	1:33.206	132.09	5.806	14:53:53.451
5 -	27.760	38.610	24.820	1:31.190	135.01	3.790	14:55:24.641
6 -	27.402	38.825	24.660	1:30.887	135.46	3.487	14:56:55.528
7 -	27.152	37.889	24.878	1:29.919	136.91	2.519	14:58:25.447
8 -	27.448	37.626	24.175	1:29.249	137.94	1.849	14:59:54.696
9 -	26.983	37.555	24.401	1:28.939	138.42	1.539	15:01:23.635
10 -	30.476	38.214	24.585	1:33.275	131.99	5.875	15:02:56.910
11 -	27.028	37.481	24.596	1:29.105	138.17	1.705	15:04:26.015
12 -	26.965	37.205	24.422	1:28.592	138.97	1.192	15:05:54.607
13 -	27.890	49.372	IN PIT	1:48.537	P 113.43	21.137	15:07:43.144
14 -	OUTLAP	40.965	26.143	25:38.077	8.00	24:10.677	15:33:21.221
15 -	28.063	38.429	25.599	1:32.091	133.68	4.691	15:34:53.312
16 -	26.469	37.990	24.768	1:29.227	137.98	1.827	15:36:22.539
17 -	26.954	37.035	24.752	1:28.741	138.73	1.341	15:37:51.280
18 -	27.625	37.306	24.716	1:29.647	137.33	2.247	15:39:20.927
19 -	27.347	39.708	IN PIT	1:34.455	P 130.34	7.055	15:40:55.382
20 -	OUTLAP	41.370	25.904	12:53.616	15.91	11:26.216	15:53:48.998
21 -	28.544	38.700	25.006	1:32.250	133.45	4.850	15:55:21.248
22 -	26.950	36.894	25.461	1:29.305	137.86	1.905	15:56:50.553
23 -	26.796	36.821	25.997	1:29.614	137.38	2.214	15:58:20.167
24 -	26.417	36.789	24.194	1:27.400 (1)	140.86		15:59:47.567
25 -	26.882	36.964	24.646	1:28.492	(3) 139.12	1.092	16:01:16.059
26 -	27.125	49.943	24.984	1:42.052	120.64	14.652	16:02:58.111
27 -	26.764	37.258	24.754	1:28.776	138.68	1.376	16:04:26.887
28 -	26.882	37.401	25.203	1:29.486	137.58	2.086	16:05:56.373
29 -	27.182	36.729	24.474	1:28.385	(2) 139.29	0.985	16:07:24.758
30 -	26.879	38.466	25.629	1:30.974	135.33	3.574	16:08:55.732
31 -	34.083	44.237	IN PIT	1:46.967	P 115.09	19.567	16:10:42.699

Ferrari Challenge Trofeo Pirelli UK

FREE PRACTICE - STATISTICS

Competitors Started 18
Planned Start 2019-07-19 @ 14:30:00.000
Actual Start 2019-07-19 @ 14:30:00.470
Finish Time 2019-07-19 @ 16:31:51.346
Track Length 3.419km
Total Laps 515
Total Distance Covered 1761.248km

Session Fastest Lap History

NO	CL	NAME	LAP TIME	TIME OF DAY	LAP	VEHICLE
60	P	Wayne MARRS	1:40.482	14:36:03.308	1	488 Challenge
22	S	Gary REDMAN	1:27.452	14:36:05.018	1	488 Challenge
22	S	Gary REDMAN	1:25.800	14:37:30.819	2	488 Challenge
22	S	Gary REDMAN	1:24.528	14:38:55.346	3	488 Challenge
60	P	Wayne MARRS	1:23.080	14:38:57.705	3	488 Challenge
60	P	Wayne MARRS	1:22.857	14:46:17.890	7	488 Challenge
72	P	Jon WOOD	1:22.604	14:48:11.836	7	488 Challenge
29	P	Jason BAKER	1:22.557	14:54:01.401	4	488 Challenge
29	P	Jason BAKER	1:21.621	14:55:23.022	5	488 Challenge
29	P	Jason BAKER	1:21.410	14:56:44.432	6	488 Challenge
29	P	Jason BAKER	1:21.211	14:59:34.884	8	488 Challenge
29	P	Jason BAKER	1:20.905	15:16:11.466	13	488 Challenge
29	P	Jason BAKER	1:20.508	15:17:31.973	14	488 Challenge
29	P	Jason BAKER	1:20.474	15:18:52.448	15	488 Challenge
29	P	Jason BAKER	1:20.465	15:59:38.918	28	488 Challenge
79	P	Jamie CLARKE	1:20.307	16:09:03.405	32	488 Challenge
29	P	Jason BAKER	1:19.994	16:15:27.673	37	488 Challenge

Flag History

TYPE	TIME OF DAY
GREEN	14:30:00.470
FINISH	16:31:51.346

Flag Statistics

TYPE	COUNT	TOTAL LAPS	TOTAL TIME
Green	1	46	2:01:55.652
Red	0	0	0.000
Safety Car	0	0	0.000
FCY	0	0	0.000

Ferrari Challenge Trofeo Pirelli UK

FREE PRACTICE - STATISTICS

CLASS : P

6 Starters

Fastest Lap History

NO	NAME	LAP TIME	TIME OF DAY	LAP	VEHICLE
60	Wayne MARRS	1:40.482	14:36:03.308	1	488 Challenge
60	Wayne MARRS	1:31.318	14:37:34.625	2	488 Challenge
60	Wayne MARRS	1:23.080	14:38:57.705	3	488 Challenge
60	Wayne MARRS	1:22.857	14:46:17.890	7	488 Challenge
72	Jon WOOD	1:22.604	14:48:11.836	7	488 Challenge
29	Jason BAKER	1:22.557	14:54:01.401	4	488 Challenge
29	Jason BAKER	1:21.621	14:55:23.022	5	488 Challenge
29	Jason BAKER	1:21.410	14:56:44.432	6	488 Challenge
29	Jason BAKER	1:21.211	14:59:34.884	8	488 Challenge
29	Jason BAKER	1:20.905	15:16:11.466	13	488 Challenge
29	Jason BAKER	1:20.508	15:17:31.973	14	488 Challenge
29	Jason BAKER	1:20.474	15:18:52.448	15	488 Challenge
29	Jason BAKER	1:20.465	15:59:38.918	28	488 Challenge
79	Jamie CLARKE	1:20.307	16:09:03.405	32	488 Challenge
29	Jason BAKER	1:19.994	16:15:27.673	37	488 Challenge

Weather / Track : Overcast / Dry

Results can be found at www.tsl-timing.com

Page 2 of 3

Croft
Circuit Length = 3.419 km
Start: 14:30 Flag 16:31 End: 16:31

Printed - 16:36 Friday, 19 July 2019

Ferrari Challenge Trofeo Pirelli UK

FREE PRACTICE - STATISTICS

CLASS : S

12 Starters

Fastest Lap History

NO	NAME	LAP TIME	TIME OF DAY	LAP	VEHICLE
22	Gary REDMAN	1:27.452	14:36:05.018	1	488 Challenge
22	Gary REDMAN	1:25.800	14:37:30.819	2	488 Challenge
22	Gary REDMAN	1:24.528	14:38:55.346	3	488 Challenge
69	Toby FLANNAGAN	1:23.541	14:42:58.166	4	488 Challenge
83	Richard GUY	1:23.109	15:03:23.378	7	488 Challenge
22	Gary REDMAN	1:22.492	15:10:18.734	21	488 Challenge
69	Toby FLANNAGAN	1:22.470	15:37:11.994	25	488 Challenge
8	Mark MCALLISTER	1:22.456	16:20:46.476	14	488 Challenge

Weather / Track : Overcast / Dry

Results can be found at www.tsl-timing.com

Page 3 of 3

Croft
Circuit Length = 3.419 km
Start: 14:30 Flag 16:31 End: 16:31

Printed - 16:36 Friday, 19 July 2019