



United Kingdom

Trofeo 

FERRARI CHALLENGE TROFEO PIRELLI UK CHAMPIONSHIP

Croft Circuit

19th – 21st July 2019



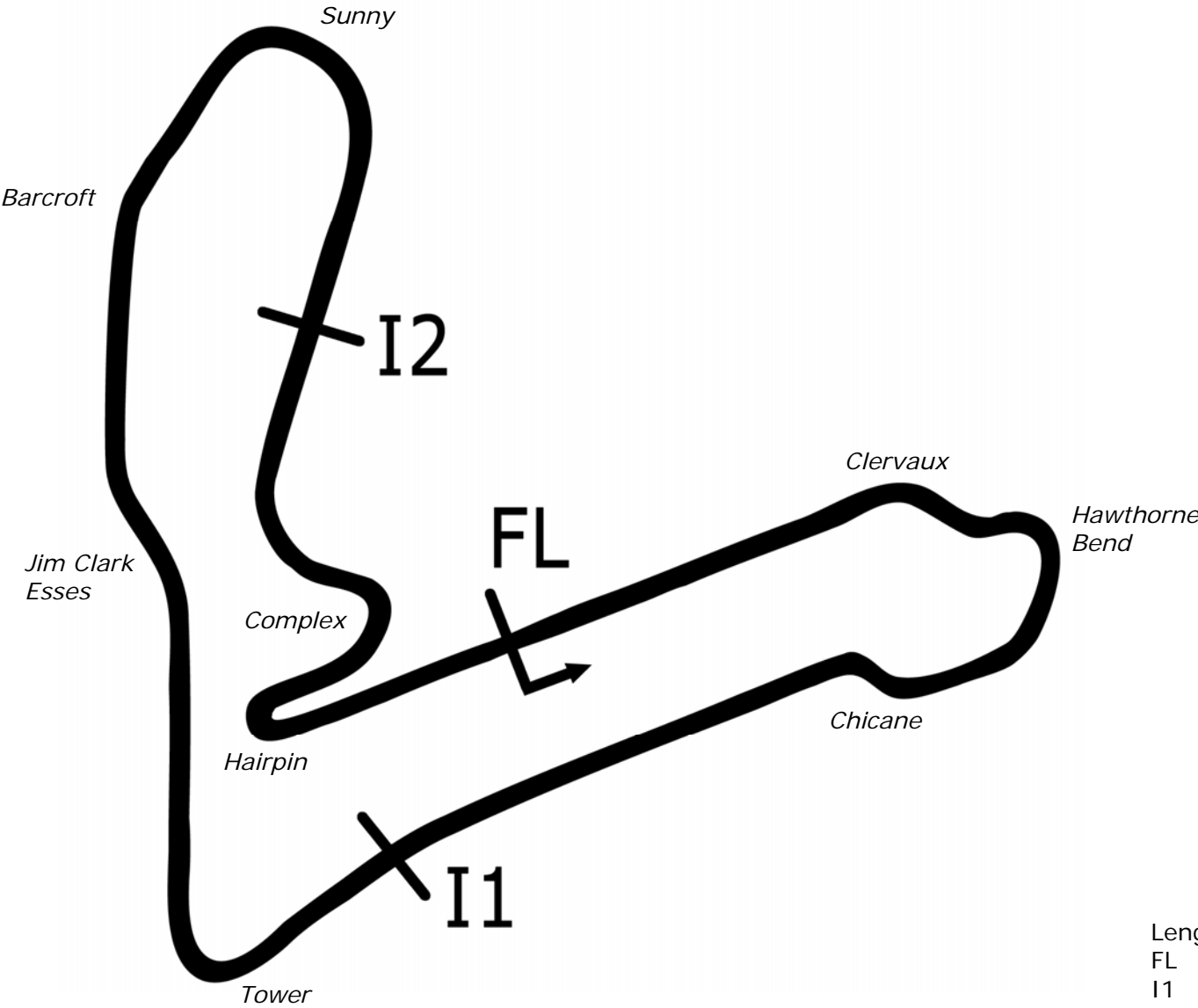
Results Provided by Timing Solutions Ltd
www.tsl-timing.com

Croft



SPORTS TIMING

TIMING SOLUTIONS LTD



Length	2.1250 miles	3419.9 m	
FL		54.45541 N	1.55556 W
I1	1088m	54.45396 N	1.55399 W
I2	2562m	54.45536 N	1.56054 W
Pit Entry	3280m	54.44542 N	1.55562 W
Pit Exit	126m after FL	54.45656 N	1.55518 W
Pit Entry–Pit Exit	268m, 16.0s @60kph,	12.0s @80kph	

All results available at www.tsl-timing.com

Ferrari Challenge Trofeo Pirelli UK

TEST - CLASSIFICATION

POS	NO	CL	PIC NAME	DEALERSHIP	ENTRY	TIME	ON	LAPS	GAP	DIFF	KPH
1	13	S	1 Stuart WILLSON	Graypaul, Nottingham	488 Challenge	1:19.796	18	42			154.28
2	29	P	1 Jason BAKER	Dick Lovett, Swindon	488 Challenge	1:20.895	33	45	1.099	1.099	152.19
3	79	P	2 Jamie CLARKE	Stratstone, Manchester	488 Challenge	1:21.563	21	21	1.767	0.668	150.94
4	72	P	3 Jon WOOD	Carrs Ferrari	488 Challenge	1:21.915	25	40	2.119	0.352	150.29
5	43	P	4 Josh KIRKWOOD-JONES	H R Owen, London	488 Challenge	1:22.011	40	41	2.215	0.096	150.12
6	60	P	5 Wayne MARRS	Dick Lovett, Swindon	488 Challenge	1:22.041	36	40	2.245	0.030	150.06
7	27	P	6 Martin SMITH	Graypaul, Birmingham	488 Challenge	1:22.234	43	44	2.438	0.193	149.71
8	1	S	2 Alex MOSS	Graypaul, Birmingham	488 Challenge	1:22.279	30	31	2.483	0.045	149.63
9	9	S	3 Paul STEVENS	Dick Lovett, Swindon	488 Challenge	1:22.476	26	48	2.680	0.197	149.27
10	83	S	4 Richard GUY	Charles Hurst	488 Challenge	1:22.575	35	52	2.779	0.099	149.09
11	77	S	5 Paul SIMMERSON	Graypaul, Birmingham	488 Challenge	1:22.755	4	51	2.959	0.180	148.77
12	40	S	6 Jamie THWAITES	JCT600 Brooklands Leeds	488 Challenge	1:22.878	25	26	3.082	0.123	148.55
13	69	S	7 Toby FLANNAGAN	Maranello Sales	488 Challenge	1:22.910	41	42	3.114	0.032	148.49
14	22	S	8 Gary REDMAN	Graypaul, Nottingham	488 Challenge	1:24.448	19	20	4.652	1.538	145.78
15	8	S	9 Mark MCALLISTER	Lancaster Ferrari, Colchester	488 Challenge	1:25.137	5	12	5.341	0.689	144.60
16	18	S	10 David GROVER	H R Owen, London	488 Challenge	1:25.536	43	62	5.740	0.399	143.93
17	25	S	11 Neil MILLER	Meridien Modena	488 Challenge	1:25.695	23	29	5.899	0.159	143.66
18	14	S	12 Imran KARA	Graypaul, Birmingham	488 Challenge	1:27.369	37	38	7.573	1.674	140.91

Ferrari Challenge Trofeo Pirelli UK

TEST - BEST SECTORS

SECTOR 1			SECTOR 2			SECTOR 3			IDEAL / BEST COMPARISON						
POS	NO	NAME	TIME	NO	NAME	TIME	NO	NAME	TIME	POS	NO	NAME	IDEAL	BEST	DIFF
													PERFECT LAP	1:19.691	
1	29	BAKER	24.425	13	WILLSON	32.760	13	WILLSON	22.506	1	13	WILLSON	1:19.796	1:19.796	0.000
2	13	WILLSON	24.530	29	BAKER	33.355	29	BAKER	22.754	2	29	BAKER	1:20.534	1:20.895	0.361
3	72	WOOD	24.690	79	CLARKE	33.450	60	MARRS	22.819	3	79	CLARKE	1:21.257	1:21.563	0.306
4	79	CLARKE	24.844	72	WOOD	33.670	79	CLARKE	22.963	4	72	WOOD	1:21.520	1:21.915	0.395
5	83	GUY	24.894	9	STEVENS	33.700	1	MOSS	23.001	5	60	MARRS	1:21.795	1:22.041	0.246
6	9	STEVENS	24.899	27	SMITH	33.706	83	GUY	23.003	6	43	KIRKWOOD-JONES	1:22.011	1:22.011	0.000
7	69	FLANNAGAN	24.992	43	KIRKWOOD-JONES	33.785	43	KIRKWOOD-JONES	23.070	7	27	SMITH	1:22.041	1:22.234	0.193
8	27	SMITH	25.058	60	MARRS	33.841	72	WOOD	23.160	8	9	STEVENS	1:22.098	1:22.476	0.378
9	40	THWAITES	25.061	77	SIMMERSON	33.951	27	SMITH	23.277	9	83	GUY	1:22.132	1:22.575	0.443
10	60	MARRS	25.135	1	MOSS	33.967	77	SIMMERSON	23.305	10	1	MOSS	1:22.279	1:22.279	0.000
11	43	KIRKWOOD-JONES	25.156	83	GUY	34.235	40	THWAITES	23.395	11	77	SIMMERSON	1:22.481	1:22.755	0.274
12	77	SIMMERSON	25.225	40	THWAITES	34.310	69	FLANNAGAN	23.405	12	40	THWAITES	1:22.766	1:22.878	0.112
13	1	MOSS	25.311	69	FLANNAGAN	34.442	22	REDMAN	23.449	13	69	FLANNAGAN	1:22.839	1:22.910	0.071
14	22	REDMAN	25.493	22	REDMAN	34.675	9	STEVENS	23.499	14	22	REDMAN	1:23.617	1:24.448	0.831
15	8	MCALLISTER	25.678	25	MILLER	35.171	18	GROVER	23.626	15	8	MCALLISTER	1:24.934	1:25.137	0.203
16	25	MILLER	25.809	18	GROVER	35.316	8	MCALLISTER	23.816	16	18	GROVER	1:24.961	1:25.536	0.575
17	18	GROVER	26.019	8	MCALLISTER	35.440	14	KARA	23.838	17	25	MILLER	1:25.249	1:25.695	0.446
18	14	KARA	26.438	14	KARA	35.833	25	MILLER	24.269	18	14	KARA	1:26.109	1:27.369	1.260

Weather / Track : Cloudy / Dry

Results can be found at www.tsl-timing.com

Croft

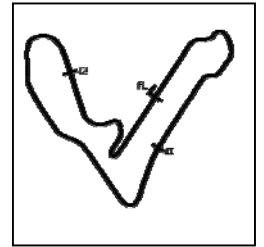
Circuit Length = 3.419 km

Start: 09:30 Flag 13:00 End: 13:00

Printed - 13:04 Friday, 19 July 2019

Ferrari Challenge Trofeo Pirelli UK

TEST - SECTOR ANALYSIS



SECTOR 1 = FL to I1, SECTOR 2 = I1 to I2, SECTOR 3 = I2 to FL, DIFF = Difference To Personal Best Lap, P = Crossed Finish Line in Pit Lane, D = Time Disallowed

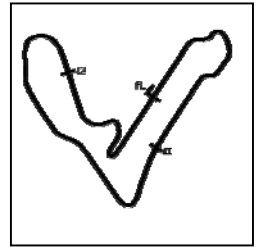
P1 13 S		Stuart WILLSON		488 Challenge - Graypaul, Nottingham			
IDEAL LAP TIME : 1:19.796		BEST LAP TIME : 1:19.796		DIFFERENCE : 0.000			
LAP	SECTOR 1	SECTOR 2	SECTOR 3	LAP TIME	KPH	DIFF	TIME OF DAY
1 -	26.245	34.409	22.928	1:23.582	147.30	3.786	10:28:07.461
2 -	25.279	34.196	22.862	1:22.337	149.52	2.541	10:29:29.798
3 -	25.000	33.680	22.982	1:21.662	150.76	1.866	10:30:51.460
4 -	25.122	34.109	23.036	1:22.267	149.65	2.471	10:32:13.727
5 -	25.421	33.671	IN PIT	1:19.947	P 153.99	0.151	10:33:33.674
6 -				2:53.059	71.14	1:33.263	10:36:26.733
7 -	OUTLAP	34.077	24.144	1:31.458	134.61	11.662	10:37:58.191
8 -	24.884	33.642	23.194	1:21.720	150.65	1.924	10:39:19.911
9 -	24.889	33.576	23.156	1:21.621	150.83	1.825	10:40:41.532
10 -	25.947	34.352	IN PIT	1:21.527	P 151.01	1.731	10:42:03.059
11 -	OUTLAP	39.216	24.072	49:35.081	4.13	48:15.285	11:31:38.140
12 -	25.086	33.370	22.680	1:21.136	(3) 151.74	1.340	11:32:59.276
13 -	24.614	34.824	23.368	1:22.806	148.68	3.010	11:34:22.082
14 -	24.741	33.184	22.925	1:20.850	(2) 152.27	1.054	11:35:42.932
15 -	25.202	33.563	IN PIT	1:19.639	P 154.59		11:37:02.571
16 -	OUTLAP	40.383	25.208	7:25.860	27.61	6:06.064	11:44:28.431
17 -	28.740	34.752	23.159	1:26.651	142.08	6.855	11:45:55.082
18 -	24.530	32.760	22.506	1:19.796	(1) 154.28		11:47:14.878
19 -	24.548	33.034	IN PIT	1:24.486	P 145.72	4.690	11:48:39.364
20 -	OUTLAP	41.181	25.679	21:47.638	9.41	20:27.842	12:10:27.002
21 -	29.016	38.654	24.873	1:32.543	133.03	12.747	12:11:59.545
22 -	28.230	37.548	24.695	1:30.473	136.08	10.677	12:13:30.018
23 -	26.637	37.700	24.882	1:29.219	137.99	9.423	12:14:59.237
24 -	26.680	37.411	25.399	1:29.490	137.57	9.694	12:16:28.727
25 -	27.561	37.476	24.631	1:29.668	137.30	9.872	12:17:58.395
26 -	26.754	37.665	25.314	1:29.733	137.20	9.937	12:19:28.128
27 -	27.439	37.653	24.904	1:29.996	136.80	10.200	12:20:58.124
28 -	26.806	37.224	24.801	1:28.831	138.59	9.035	12:22:26.955
29 -	26.917	37.327	IN PIT	1:28.154	P 139.66	8.358	12:23:55.109
30 -	OUTLAP	38.479	24.774	9:38.736	21.27	8:18.940	12:33:33.845
31 -	26.744	35.977	24.311	1:27.032	141.46	7.236	12:35:00.877
32 -	26.685	36.882	24.756	1:28.323	139.39	8.527	12:36:29.200
33 -	26.618	36.935	26.544	1:30.097	136.64	10.301	12:37:59.297
34 -	28.498	36.837	24.888	1:30.223	136.45	10.427	12:39:29.520
35 -	26.392	35.747	24.089	1:26.228	142.78	6.432	12:40:55.748
36 -	30.235	42.796	29.856	1:42.887	119.66	23.091	12:42:38.635
37 -	26.678	36.280	24.361	1:27.319	140.99	7.523	12:44:05.954
38 -	26.221	36.812	28.720	1:31.753	134.18	11.957	12:45:37.707
39 -	26.302	35.342	24.688	1:26.332	142.60	6.536	12:47:04.039
40 -	26.687	35.485	24.287	1:26.459	142.39	6.663	12:48:30.498
41 -	26.035	34.899	24.659	1:25.593	143.83	5.797	12:49:56.091
42 -	38.229	38.518	IN PIT	1:40.199	P 122.87	20.403	12:51:36.290

Weather / Track : Cloudy / Dry

Croft
Circuit Length = 3.419 km
Start: 09:30 Flag 13:00 End: 13:00

Ferrari Challenge Trofeo Pirelli UK

TEST - SECTOR ANALYSIS



SECTOR 1 = FL to I1, SECTOR 2 = I1 to I2, SECTOR 3 = I2 to FL, DIFF = Difference To Personal Best Lap, P = Crossed Finish Line in Pit Lane, D = Time Disallowed

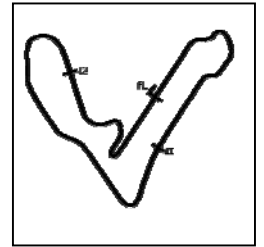
P2 29 P		Jason BAKER			488 Challenge - Dick Lovett, Swindon		
IDEAL LAP TIME : 1:20.534		BEST LAP TIME : 1:20.895		DIFFERENCE : 0.361			
LAP	SECTOR 1	SECTOR 2	SECTOR 3	LAP TIME	KPH	DIFF	TIME OF DAY
1 -	32.171	43.372	27.182	1:42.725	119.85	21.830	09:52:23.404
2 -	28.841	38.508	24.948	1:32.297	133.39	11.402	09:53:55.701
3 -	27.277	36.805	24.645	1:28.727	138.75	7.832	09:55:24.428
4 -	35.103	46.026	27.241	1:48.370	113.60	27.475	09:57:12.798
5 -	27.413	36.490	23.659	1:27.562	140.60	6.667	09:58:40.360
6 -	25.916	34.963	23.836	1:24.715	145.33	3.820	10:00:05.075
7 -	30.392	42.264	IN PIT	1:44.510	P 117.80	23.615	10:01:49.585
8 -	OUTLAP	44.093	25.592	39:32.625	5.18	38:11.730	10:41:22.210
9 -	28.516	42.238	25.839	1:36.593	127.45	15.698	10:42:58.803
10 -	25.159	33.878	22.932	1:21.969	150.19	1.074	10:44:20.772
11 -	25.949	34.378	23.875	1:24.202	146.21	3.307	10:45:44.974
12 -	24.845	33.727	23.037	1:21.609	150.86	0.714	10:47:06.583
13 -	30.669	43.498	IN PIT	1:38.121	P 125.47	17.226	10:48:44.704
14 -	OUTLAP	45.317	25.085	46:00.425	4.46	44:39.530	11:34:45.129
15 -	25.830	35.796	32.286	1:33.912	131.09	13.017	11:36:19.041
16 -	25.147	33.865	23.043	1:22.055	150.04	1.160	11:37:41.096
17 -	27.530	35.839	IN PIT	1:27.869	P 140.11	6.974	11:39:08.965
18 -	OUTLAP	36.720	25.753	5:35.080	36.74	4:14.185	11:44:44.045
19 -	25.089	33.992	26.274	1:25.355	144.24	4.460	11:46:09.400
20 -	24.930	33.955	29.458	1:28.343	139.36	7.448	11:47:37.743
21 -	24.788	33.355	23.243	1:21.386	151.27	0.491	11:48:59.129
22 -	25.369	40.100	IN PIT	1:36.111	P 128.09	15.216	11:50:35.240
23 -	OUTLAP	39.752	24.414	4:17.153	47.87	2:56.258	11:54:52.393
24 -	24.688	36.074	IN PIT	1:24.907	P 145.00	4.012	11:56:17.300
25 -	OUTLAP	39.431	25.035	5:38.666	36.35	4:17.771	12:01:55.966
26 -	25.506	34.377	25.752	1:25.635	143.76	4.740	12:03:21.601
27 -	24.775	33.744	23.096	1:21.615	150.85	0.720	12:04:43.216
28 -	24.634	33.694	22.965	1:21.293	151.44	0.398	12:06:04.509
29 -	24.646	33.705	22.754	1:21.105	(3) 151.79	0.210	12:07:25.614
30 -	24.539	33.542	22.929	1:21.010	(2) 151.97	0.115	12:08:46.624
31 -	29.403	38.114	24.741	1:32.258	133.44	11.363	12:10:18.882
32 -	24.848	36.904	24.213	1:25.965	143.21	5.070	12:11:44.847
33 -	24.425	33.368	23.102	1:20.895	(1) 152.19		12:13:05.742
34 -	24.686	33.625	28.581	1:26.892	141.68	5.997	12:14:32.634
35 -	38.478	51.966	IN PIT	1:59.867	P 102.71	38.972	12:16:32.501
36 -	OUTLAP	36.822	28.643	4:46.396	42.98	3:25.501	12:21:18.897
37 -	30.989	40.201	29.151	1:40.341	122.69	19.446	12:22:59.238
38 -	24.996	33.934	24.658	1:23.588	147.28	2.693	12:24:22.826
39 -	24.698	33.539	23.159	1:21.396	151.25	0.501	12:25:44.222
40 -	24.901	33.579	23.047	1:21.527	151.01	0.632	12:27:05.749
41 -	25.258	40.187	IN PIT	1:32.693	P 132.82	11.798	12:28:38.442
42 -	OUTLAP	46.454	28.076	25:31.205	8.04	24:10.310	12:54:09.647
43 -	31.993	40.529	24.860	1:37.382	126.42	16.487	12:55:47.029
44 -	27.477	36.440	24.876	1:28.793	138.65	7.898	12:57:15.822
45 -	33.419	42.398	IN PIT	1:41.325	P 121.50	20.430	12:58:57.147

Weather / Track : Cloudy / Dry

Croft
Circuit Length = 3.419 km
Start: 09:30 Flag 13:00 End: 13:00

Ferrari Challenge Trofeo Pirelli UK

TEST - SECTOR ANALYSIS



SECTOR 1 = FL to I1, SECTOR 2 = I1 to I2, SECTOR 3 = I2 to FL, DIFF = Difference To Personal Best Lap, P = Crossed Finish Line in Pit Lane, D = Time Disallowed

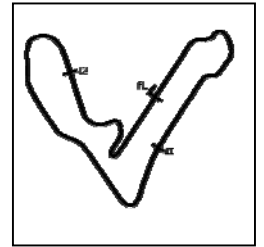
P3 79 P		Jamie CLARKE		488 Challenge - Stratstone, Manchester			
IDEAL LAP TIME : 1:21.257		BEST LAP TIME : 1:21.563		DIFFERENCE : 0.306			
LAP	SECTOR 1	SECTOR 2	SECTOR 3	LAP TIME	KPH	DIFF	TIME OF DAY
1 -	27.978	35.545	23.373	1:26.896	141.68	5.333	10:00:31.418
2 -	25.296	35.783	24.163	1:25.242	144.43	3.679	10:01:56.660
3 -	30.904	42.044	IN PIT	1:40.296 P	122.75	18.733	10:03:36.956
4 -	OUTLAP	41.844	26.060	24:14.934	8.46	22:53.371	10:27:51.890
5 -	27.635	36.402	23.403	1:27.440	140.80	5.877	10:29:19.330
6 -	28.315	34.720	23.125	1:26.160	142.89	4.597	10:30:45.490
7 -	25.353	36.910	25.187	1:27.450	140.78	5.887	10:32:12.940
8 -	25.679	33.615	23.032	1:22.326	149.54	0.763	10:33:35.266
9 -	25.023	33.598	23.610	1:22.231	149.72	0.668	10:34:57.497
10 -	26.026	36.683	28.728	1:31.437	134.64	9.874	10:36:28.934
11 -	25.083	36.094	23.033	1:24.210	146.20	2.647	10:37:53.144
12 -	25.213	33.903	23.266	1:22.382	149.44	0.819	10:39:15.526
13 -	25.027	37.366	24.628	1:27.021	141.47	5.458	10:40:42.547
14 -	26.159	34.164	24.491	1:24.814	145.16	3.251	10:42:07.361
15 -	25.076	33.523	23.282	1:21.881	150.36	0.318	10:43:29.242
16 -	25.054	33.507	23.137	1:21.698 (2)	150.69	0.135	10:44:50.940
17 -	24.889	33.450	IN PIT	1:21.424 P	151.20		10:46:12.364
18 -	OUTLAP	34.289	23.300	4:03.980	50.46	2:42.417	10:50:16.344
19 -	25.093	33.856	23.042	1:21.991	150.15	0.428	10:51:38.335
20 -	25.003	33.788	23.061	1:21.852 (3)	150.41	0.289	10:53:00.187
21 -	25.115	33.485	22.963	1:21.563 (1)	150.94		10:54:21.750

Weather / Track : Cloudy / Dry

Croft
Circuit Length = 3.419 km
Start: 09:30 Flag 13:00 End: 13:00

Ferrari Challenge Trofeo Pirelli UK

TEST - SECTOR ANALYSIS



SECTOR 1 = FL to I1, SECTOR 2 = I1 to I2, SECTOR 3 = I2 to FL, DIFF = Difference To Personal Best Lap, P = Crossed Finish Line in Pit Lane, D = Time Disallowed

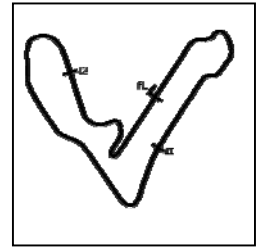
P4 72 P		Jon WOOD		488 Challenge - Carrs Ferrari			
IDEAL LAP TIME : 1:21.520		BEST LAP TIME : 1:21.915		DIFFERENCE : 0.395			
LAP	SECTOR 1	SECTOR 2	SECTOR 3	LAP TIME	KPH	DIFF	TIME OF DAY
1 -	31.478	41.973	25.180	1:38.631	124.82	16.716	09:54:16.806
2 -	28.509	37.447	27.281	1:33.237	132.04	11.322	09:55:50.043
3 -	26.866	36.910	27.306	1:31.082	135.17	9.167	09:57:21.125
4 -	25.998	35.386	27.101	1:28.485	139.13	6.570	09:58:49.610
5 -	25.757	36.138	23.742	1:25.637	143.76	3.722	10:00:15.247
6 -	25.808	36.929	IN PIT	1:32.081	P 133.70	10.166	10:01:47.328
7 -	OUTLAP	1:03.215	IN PIT	4:23.849	P 46.66	3:01.934	10:06:11.177
8 -	OUTLAP	40.823	25.019	35:46.390	5.73	34:24.475	10:41:57.567
9 -	28.084	35.188	23.653	1:26.925	141.63	5.010	10:43:24.492
10 -	25.227	34.924	23.806	1:23.957	146.64	2.042	10:44:48.449
11 -	25.178	34.464	24.133	1:23.775	146.96	1.860	10:46:12.224
12 -	25.091	34.794	24.135	1:24.020	146.53	2.105	10:47:36.244
13 -	25.407	34.775	24.199	1:24.381	145.90	2.466	10:49:00.625
14 -	25.186	34.075	24.272	1:23.533	147.38	1.618	10:50:24.158
15 -	26.433	36.289	23.914	1:26.636	142.10	4.721	10:51:50.794
16 -	26.372	34.602	23.722	1:24.696	145.36	2.781	10:53:15.490
17 -	25.269	34.661	24.077	1:24.007	146.55	2.092	10:54:39.497
18 -	25.729	43.739	IN PIT	1:38.830	P 124.57	16.915	10:56:18.327
19 -	OUTLAP	40.568	24.654	40:53.067	5.01	39:31.152	11:37:11.394
20 -	25.685	34.759	23.473	1:23.917	146.71	2.002	11:38:35.311
21 -	25.257	34.457	23.912	1:23.626	147.22	1.711	11:39:58.937
22 -	25.696	34.910	IN PIT	1:23.646	P 147.18	1.731	11:41:22.583
23 -	OUTLAP	39.840	24.683	4:41.576	43.72	3:19.661	11:46:04.159
24 -	26.036	34.442	23.409	1:23.887	146.76	1.972	11:47:28.046
25 -	24.930	33.825	23.160	1:21.915 (1)	150.29		11:48:49.961
26 -	24.896	34.412	23.348	1:22.656	148.95	0.741	11:50:12.617
27 -	24.857	33.670	23.817	1:22.344	(3) 149.51	0.429	11:51:34.961
28 -	24.690	34.285	23.237	1:22.212	(2) 149.75	0.297	11:52:57.173
29 -	24.826	33.946	23.892	1:22.664	148.93	0.749	11:54:19.837
30 -	24.995	33.950	23.847	1:22.792	148.70	0.877	11:55:42.629
31 -	26.927	37.545	IN PIT	1:28.219	P 139.55	6.304	11:57:10.848
32 -	OUTLAP	40.897	IN PIT	7:53.015	P 26.02	6:31.100	12:05:03.863
33 -	OUTLAP	34.977	29.287	2:21.758	86.84	59.843	12:07:25.621
34 -	26.405	34.317	23.484	1:24.206	146.20	2.291	12:08:49.827
35 -	27.442	38.589	29.472	1:35.503	128.91	13.588	12:10:25.330
36 -	26.691	34.563	IN PIT	1:27.645	P 140.47	5.730	12:11:52.975
37 -	OUTLAP	34.675	23.546	1:59.019	103.44	37.104	12:13:51.994
38 -	25.382	34.598	24.789	1:24.769	145.23	2.854	12:15:16.763
39 -	24.841	34.061	23.511	1:22.413	149.38	0.498	12:16:39.176
40 -	25.223	45.949	IN PIT	1:37.843	P 125.83	15.928	12:18:17.019

Weather / Track : Cloudy / Dry

Croft
Circuit Length = 3.419 km
Start: 09:30 Flag 13:00 End: 13:00

Ferrari Challenge Trofeo Pirelli UK

TEST - SECTOR ANALYSIS



SECTOR 1 = FL to I1, SECTOR 2 = I1 to I2, SECTOR 3 = I2 to FL, DIFF = Difference To Personal Best Lap, P = Crossed Finish Line in Pit Lane, D = Time Disallowed

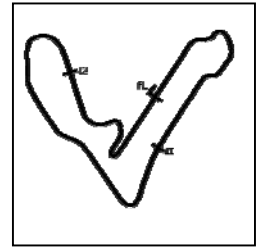
P5 43 P		Josh KIRKWOOD-JONES		488 Challenge - H R Owen, London			
IDEAL LAP TIME : 1:22.011		BEST LAP TIME : 1:22.011		DIFFERENCE : 0.000			
LAP	SECTOR 1	SECTOR 2	SECTOR 3	LAP TIME	KPH	DIFF	TIME OF DAY
1 -	35.596	43.918	26.117	1:45.631	116.55	23.620	09:57:06.132
2 -	31.376	40.429	25.499	1:37.304	126.52	15.293	09:58:43.436
3 -	28.611	40.544	25.473	1:34.628	130.10	12.617	10:00:18.064
4 -	27.323	37.236	27.194	1:31.753	134.18	9.742	10:01:49.817
5 -	32.559	42.475	26.173	1:41.207	121.64	19.196	10:03:31.024
6 -	28.240	42.202	IN PIT	1:39.216 P	124.08	17.205	10:05:10.240
7 -	OUTLAP	41.781	24.737	48:22.641	4.24	47:00.630	10:53:32.881
8 -	26.851	36.035	24.102	1:26.988	141.53	4.977	10:54:59.869
9 -	29.079	51.204	IN PIT	1:50.428 P	111.49	28.417	10:56:50.297
10 -	OUTLAP	41.741	25.105	36:20.758	5.64	34:58.747	11:33:11.055
11 -	26.715	36.317	24.329	1:27.361	140.92	5.350	11:34:38.416
12 -	26.040	35.541	23.941	1:25.522	143.95	3.511	11:36:03.938
13 -	25.776	36.052	24.277	1:26.105	142.98	4.094	11:37:30.043
14 -	25.766	34.720	23.910	1:24.396	145.87	2.385	11:38:54.439
15 -	26.062	35.303	24.093	1:25.458	144.06	3.447	11:40:19.897
16 -	34.661	48.021	IN PIT	1:50.124 P	111.79	28.113	11:42:10.021
17 -	OUTLAP	41.082	26.478	7:29.251	27.40	6:07.240	11:49:39.272
18 -	27.293	36.179	23.818	1:27.290	141.04	5.279	11:51:06.562
19 -	25.715	34.526	23.513	1:23.754	146.99	1.743	11:52:30.316
20 -	25.439	34.093	23.175	1:22.707 (3)	148.85	0.696	11:53:53.023
21 -	25.477	36.739	23.736	1:25.952	143.23	3.941	11:55:18.975
22 -	25.688	34.728	23.395	1:23.811	146.89	1.800	11:56:42.786
23 -	25.576	40.564	IN PIT	1:33.687 P	131.41	11.676	11:58:16.473
24 -	OUTLAP	37.200	27.482	5:13.882	39.22	3:51.871	12:03:30.355
25 -	27.065	35.067	23.667	1:25.799	143.49	3.788	12:04:56.154
26 -	26.837	34.521	23.455	1:24.813	145.16	2.802	12:06:20.967
27 -	25.604	34.799	23.446	1:23.849	146.83	1.838	12:07:44.816
28 -	25.648	34.051	23.315	1:23.014	148.30	1.003	12:09:07.830
29 -	25.264	34.214	23.204	1:22.682 (2)	148.90	0.671	12:10:30.512
30 -	26.125	40.908	IN PIT	1:34.641 P	130.08	12.630	12:12:05.153
31 -	OUTLAP	40.064	24.345	33:01.660	6.21	31:39.649	12:45:06.813
32 -	26.023	38.854	24.644	1:29.521	137.52	7.510	12:46:36.334
33 -	25.677	34.569	23.462	1:23.708	147.07	1.697	12:48:00.042
34 -	25.601	35.655	27.136	1:28.392	139.28	6.381	12:49:28.434
35 -	25.643	35.049	23.467	1:24.159	146.29	2.148	12:50:52.593
36 -	25.529	34.284	23.231	1:23.044	148.25	1.033	12:52:15.637
37 -	25.362	34.185	23.242	1:22.789	148.71	0.778	12:53:38.426
38 -	27.072	38.131	26.577	1:31.780	134.14	9.769	12:55:10.206
39 -	25.523	34.294	23.647	1:23.464	147.50	1.453	12:56:33.670
40 -	25.156	33.785	23.070	1:22.011 (1)	150.12		12:57:55.681
41 -	32.456	45.936	IN PIT	1:47.414 P	114.61	25.403	12:59:43.095

Weather / Track : Cloudy / Dry

Croft
Circuit Length = 3.419 km
Start: 09:30 Flag 13:00 End: 13:00

Ferrari Challenge Trofeo Pirelli UK

TEST - SECTOR ANALYSIS



SECTOR 1 = FL to I1, SECTOR 2 = I1 to I2, SECTOR 3 = I2 to FL, DIFF = Difference To Personal Best Lap, P = Crossed Finish Line in Pit Lane, D = Time Disallowed

P6 60 P		Wayne MARRS		488 Challenge - Dick Lovett, Swindon			
IDEAL LAP TIME : 1:21.795		BEST LAP TIME : 1:22.041		DIFFERENCE : 0.246			
LAP	SECTOR 1	SECTOR 2	SECTOR 3	LAP TIME	KPH	DIFF	TIME OF DAY
1 -	29.409	37.561	24.519	1:31.489	134.56	9.448	10:28:44.586
2 -	26.246	35.227	23.501	1:24.974	144.88	2.933	10:30:09.560
3 -	25.758	34.773	23.209	1:23.740	147.02	1.699	10:31:33.300
4 -	25.768	35.295	24.128	1:25.191	144.51	3.150	10:32:58.491
5 -	25.559	34.719	23.258	1:23.536	147.38	1.495	10:34:22.027
6 -	27.323	41.093	25.031	1:33.447	131.74	11.406	10:35:55.474
7 -	25.730	34.664	23.889	1:24.283	146.07	2.242	10:37:19.757
8 -	35.391	35.504	IN PIT	1:32.798 P	132.67	10.757	10:38:52.555
9 -	OUTLAP	43.764	IN PIT	17:34.483 P	11.67	16:12.442	10:56:27.038
10 -	OUTLAP	40.078	24.799	34:31.984	5.94	33:09.943	11:30:59.022
11 -	26.915	35.203	23.085	1:25.203	144.49	3.162	11:32:24.225
12 -	25.661	34.533	23.022	1:23.216	147.94	1.175	11:33:47.441
13 -	29.720	34.593	23.145	1:27.458	140.77	5.417	11:35:14.899
14 -	25.465	34.507	22.968	1:22.940	148.44	0.899	11:36:37.839
15 -	25.730	33.962	23.155	1:22.847	148.60	0.806	11:38:00.686
16 -	28.970	36.872	24.254	1:30.096	136.65	8.055	11:39:30.782
17 -	25.434	34.242	23.188	1:22.864	148.57	0.823	11:40:53.646
18 -	25.353	34.470	22.971	1:22.794	148.70	0.753	11:42:16.440
19 -	28.193	36.256	IN PIT	1:26.473 P	142.37	4.432	11:43:42.913
20 -	OUTLAP	36.415	23.953	18:34.620	11.04	17:12.579	12:02:17.533
21 -	25.768	35.340	23.920	1:25.028	144.79	2.987	12:03:42.561
22 -	25.818	34.272	23.057	1:23.147	148.07	1.106	12:05:05.708
23 -	25.554	37.119	23.270	1:25.943	143.25	3.902	12:06:31.651
24 -	25.246	34.139	23.080	1:22.465 (3)	149.29	0.424	12:07:54.116
25 -	25.135	33.928	23.134	1:22.197 (2)	149.78	0.156	12:09:16.313
26 -	29.682	36.794	IN PIT	1:30.466 P	136.09	8.425	12:10:46.779
27 -	OUTLAP	34.996	23.391	13:11.311	15.55	11:49.270	12:23:58.090
28 -	25.675	34.161	23.148	1:22.984	148.36	0.943	12:25:21.074
29 -	26.396	34.353	IN PIT	1:23.729 P	147.04	1.688	12:26:44.803
30 -	OUTLAP	38.415	24.981	5:39.955	36.21	4:17.914	12:32:24.758
31 -	28.400	38.852	24.369	1:31.621	134.37	9.580	12:33:56.379
32 -	27.403	34.259	23.131	1:24.793	145.19	2.752	12:35:21.172
33 -	26.153	34.627	IN PIT	1:22.552 P	149.13	0.511	12:36:43.724
34 -	OUTLAP	34.162	22.819	2:21.978	86.71	59.937	12:39:05.702
35 -	25.251	35.408	23.345	1:24.004	146.56	1.963	12:40:29.706
36 -	25.257	33.841	22.943	1:22.041 (1)	150.06		12:41:51.747
37 -	28.214	37.274	IN PIT	1:28.388 P	139.29	6.347	12:43:20.135
38 -	OUTLAP	39.281	23.219	3:00.286	68.28	1:38.245	12:46:20.421
39 -	25.280	37.417	23.960	1:26.657	142.07	4.616	12:47:47.078
40 -	25.328	33.963	IN PIT	1:22.854 P	148.59	0.813	12:49:09.932

Weather / Track : Cloudy / Dry

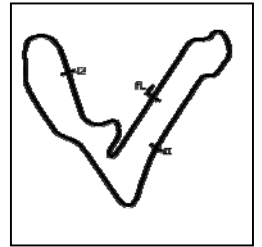
Croft

Circuit Length = 3.419 km

Start: 09:30 Flag 13:00 End: 13:00

Ferrari Challenge Trofeo Pirelli UK

TEST - SECTOR ANALYSIS



SECTOR 1 = FL to I1, SECTOR 2 = I1 to I2, SECTOR 3 = I2 to FL, DIFF = Difference To Personal Best Lap, P = Crossed Finish Line in Pit Lane, D = Time Disallowed

P7 27 P		Martin SMITH		488 Challenge - Graypaul, Birmingham			
IDEAL LAP TIME : 1:22.041		BEST LAP TIME : 1:22.234		DIFFERENCE : 0.193			
LAP	SECTOR 1	SECTOR 2	SECTOR 3	LAP TIME	KPH	DIFF	TIME OF DAY
1 -	OUTLAP	41.819	26.058	2:13.580	92.16	51.346	10:27:41.781
2 -	28.292	39.059	24.433	1:31.784	134.13	9.550	10:29:13.565
3 -	26.598	35.941	25.455	1:27.994	139.91	5.760	10:30:41.559
4 -	28.072	35.981	23.741	1:27.794	140.23	5.560	10:32:09.353
5 -	26.043	34.303	23.430	1:23.776	146.95	1.542	10:33:33.129
6 -	25.922	34.443	23.628	1:23.993	146.57	1.759	10:34:57.122
7 -	25.735	34.398	23.515	1:23.648	147.18	1.414	10:36:20.770
8 -	25.810	34.305	23.662	1:23.777	146.95	1.543	10:37:44.547
9 -	25.819	34.040	25.165	1:25.024	144.80	2.790	10:39:09.571
10 -	25.899	35.451	25.833	1:27.183	141.21	4.949	10:40:36.754
11 -	25.762	34.523	IN PIT	1:22.931	P 148.45	0.697	10:41:59.685
12 -	OUTLAP	35.100	23.816	7:56.257	25.85	6:34.023	10:49:55.942
13 -	25.804	36.415	23.633	1:25.852	143.40	3.618	10:51:21.794
14 -	25.481	34.464	23.604	1:23.549	147.35	1.315	10:52:45.343
15 -	25.556	34.400	23.792	1:23.748	147.00	1.514	10:54:09.091
16 -	25.435	34.029	23.651	1:23.115	148.12	0.881	10:55:32.206
17 -	40.132	58.804	IN PIT	2:11.124	P 93.89	48.890	10:57:43.330
18 -				35:37.949	5.75	34:15.715	11:33:21.279
19 -	OUTLAP	39.882	24.535	1:49.226	112.71	26.992	11:35:10.505
20 -	26.517	35.013	23.458	1:24.988	144.86	2.754	11:36:35.493
21 -	25.585	34.336	23.510	1:23.431	147.56	1.197	11:37:58.924
22 -	25.397	34.264	23.417	1:23.078	148.19	0.844	11:39:22.002
23 -	25.402	34.133	23.332	1:22.867	(3) 148.57	0.633	11:40:44.869
24 -	25.480	50.382	IN PIT	1:42.152	P 120.52	19.918	11:42:27.021
25 -	OUTLAP	34.401	23.604	2:22.922	86.14	1:00.688	11:44:49.943
26 -	25.561	34.917	23.718	1:24.196	146.22	1.962	11:46:14.139
27 -	25.426	36.755	23.626	1:25.807	143.48	3.573	11:47:39.946
28 -	25.580	34.732	23.785	1:24.097	146.39	1.863	11:49:04.043
29 -	25.965	35.032	26.683	1:27.680	140.41	5.446	11:50:31.723
30 -	25.502	33.968	23.498	1:22.968	148.39	0.734	11:51:54.691
31 -	25.500	34.403	23.486	1:23.389	147.64	1.155	11:53:18.080
32 -	26.102	34.388	IN PIT	1:23.783	P 146.94	1.549	11:54:41.863
33 -	OUTLAP	41.493	25.556	17:31.497	11.70	16:09.263	12:12:13.360
34 -	27.972	35.447	23.388	1:26.807	141.82	4.573	12:13:40.167
35 -	25.343	36.330	23.277	1:24.950	144.92	2.716	12:15:05.117
36 -	25.148	33.706	25.018	1:23.872	146.79	1.638	12:16:28.989
37 -	25.787	33.978	23.431	1:23.196	147.98	0.962	12:17:52.185
38 -	25.303	34.129	23.707	1:23.139	148.08	0.905	12:19:15.324
39 -	25.575	33.804	IN PIT	1:22.835	P 148.62	0.601	12:20:38.159
40 -	OUTLAP	34.532	23.610	4:15.768	48.13	2:53.534	12:24:53.927
41 -	25.249	33.800	23.538	1:22.587	(2) 149.07	0.353	12:26:16.514
42 -	25.058	34.648	23.713	1:23.419	147.58	1.185	12:27:39.933
43 -	25.060	33.894	23.280	1:22.234	(1) 149.71		12:29:02.167
44 -	25.441	51.853	IN PIT	1:46.926	P 115.14	24.692	12:30:49.093

Weather / Track : Cloudy / Dry

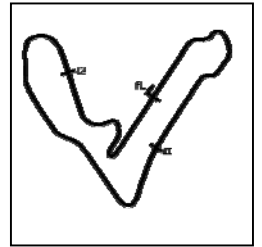
Croft

Circuit Length = 3.419 km

Start: 09:30 Flag 13:00 End: 13:00

Ferrari Challenge Trofeo Pirelli UK

TEST - SECTOR ANALYSIS



SECTOR 1 = FL to I1, SECTOR 2 = I1 to I2, SECTOR 3 = I2 to FL, DIFF = Difference To Personal Best Lap, P = Crossed Finish Line in Pit Lane, D = Time Disallowed

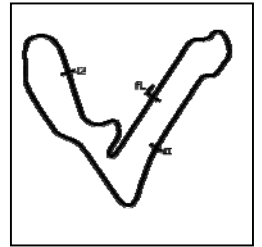
P8		1 S		Alex MOSS		488 Challenge - Graypaul, Birmingham	
IDEAL LAP TIME : 1:22.279		BEST LAP TIME : 1:22.279		DIFFERENCE : 0.000			
LAP	SECTOR 1	SECTOR 2	SECTOR 3	LAP TIME	KPH	DIFF	TIME OF DAY
1 -	32.146	40.157	25.760	1:38.063	125.54	15.784	09:53:42.479
2 -	27.971	37.542	24.207	1:29.720	137.22	7.441	09:55:12.199
3 -	26.646	34.826	25.255	1:26.727	141.95	4.448	09:56:38.926
4 -	27.290	35.375	IN PIT	1:27.379	P 140.89	5.100	09:58:06.305
5 -	OUTLAP	52.061	IN PIT	7:01.336	P 29.22	5:39.057	10:05:07.641
6 -	OUTLAP	38.451	24.700	29:12.012	7.02	27:49.733	10:34:19.653
7 -	29.471	35.246	24.107	1:28.824	138.60	6.545	10:35:48.477
8 -	26.713	38.752	29.955	1:35.420	129.02	13.141	10:37:23.897
9 -	26.754	34.900	23.620	1:25.274	144.37	2.995	10:38:49.171
10 -	26.045	34.770	24.114	1:24.929	144.96	2.650	10:40:14.100
11 -	26.009	35.212	24.063	1:25.284	144.36	3.005	10:41:39.384
12 -	25.621	35.057	23.867	1:24.545	145.62	2.266	10:43:03.929
13 -	31.343	41.064	IN PIT	1:37.616	P 126.12	15.337	10:44:41.545
14 -	OUTLAP	39.738	24.973	50:41.041	4.04	49:18.762	11:35:22.586
15 -	27.440	34.815	24.108	1:26.363	142.55	4.084	11:36:48.949
16 -	26.710	35.638	24.079	1:26.427	142.45	4.148	11:38:15.376
17 -	26.393	34.647	23.743	1:24.783	145.21	2.504	11:39:40.159
18 -	25.851	34.733	23.566	1:24.150	(3) 146.30	1.871	11:41:04.309
19 -	26.034	35.278	25.626	1:26.938	141.61	4.659	11:42:31.247
20 -	26.566	35.570	25.131	1:27.267	141.08	4.988	11:43:58.514
21 -	25.956	34.835	24.930	1:25.721	143.62	3.442	11:45:24.235
22 -	29.578	36.798	IN PIT	1:33.828	P 131.21	11.549	11:46:58.063
23 -	OUTLAP	38.511	24.965	24:18.584	8.44	22:56.305	12:11:16.647
24 -	31.820	36.702	27.490	1:36.012	128.23	13.733	12:12:52.659
25 -	26.393	35.236	23.919	1:25.548	143.91	3.269	12:14:18.207
26 -	25.932	40.430	IN PIT	1:32.799	P 132.66	10.520	12:15:51.006
27 -	OUTLAP	43.111	25.668	6:55.067	29.66	5:32.788	12:22:46.073
28 -	27.784	36.424	24.251	1:28.459	139.17	6.180	12:24:14.532
29 -	25.858	34.422	23.374	1:23.654	(2) 147.17	1.375	12:25:38.186
30 -	25.311	33.967	23.001	1:22.279	(1) 149.63		12:27:00.465
31 -	29.721	44.341	IN PIT	1:41.780	P 120.96	19.501	12:28:42.245

Weather / Track : Cloudy / Dry

Croft
Circuit Length = 3.419 km
Start: 09:30 Flag 13:00 End: 13:00

Ferrari Challenge Trofeo Pirelli UK

TEST - SECTOR ANALYSIS



SECTOR 1 = FL to I1, SECTOR 2 = I1 to I2, SECTOR 3 = I2 to FL, DIFF = Difference To Personal Best Lap, P = Crossed Finish Line in Pit Lane, D = Time Disallowed

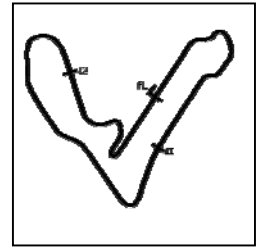
P9		9 S		Paul STEVENS		488 Challenge - Dick Lovett, Swindon	
IDEAL LAP TIME : 1:22.098		BEST LAP TIME : 1:22.476		DIFFERENCE : 0.378			
LAP	SECTOR 1	SECTOR 2	SECTOR 3	LAP TIME	KPH	DIFF	TIME OF DAY
1 -	31.814	45.861	27.465	1:45.140	117.09	22.664	09:57:29.505
2 -	30.962	41.904	25.874	1:38.740	124.68	16.264	09:59:08.245
3 -	28.779	39.891	25.243	1:33.913	131.09	11.437	10:00:42.158
4 -	28.268	38.901	25.533	1:32.702	132.80	10.226	10:02:14.860
5 -	28.591	39.598	24.557	1:32.746	132.74	10.270	10:03:47.606
6 -	29.646	48.023	IN PIT	1:54.704	P 107.33	32.228	10:05:42.310
7 -	OUTLAP	50.638	29.608	30:30.298	6.72	29:07.822	10:36:12.608
8 -	34.617	45.638	28.295	1:48.550	113.41	26.074	10:38:01.158
9 -	31.227	40.644	26.785	1:38.656	124.79	16.180	10:39:39.814
10 -	29.770	40.079	25.726	1:35.575	128.81	13.099	10:41:15.389
11 -	27.614	38.268	26.733	1:32.615	132.93	10.139	10:42:48.004
12 -	27.900	38.682	25.521	1:32.103	133.67	9.627	10:44:20.107
13 -	28.167	38.094	24.786	1:31.047	135.22	8.571	10:45:51.154
14 -	27.724	39.123	24.943	1:31.790	134.12	9.314	10:47:22.944
15 -	28.051	38.402	24.661	1:31.114	135.12	8.638	10:48:54.058
16 -	27.724	37.014	24.730	1:29.468	137.60	6.992	10:50:23.526
17 -	27.428	37.591	24.906	1:29.925	136.91	7.449	10:51:53.451
18 -	29.929	37.927	25.094	1:32.950	132.45	10.474	10:53:26.401
19 -	27.591	37.620	24.907	1:30.118	136.61	7.642	10:54:56.519
20 -	27.427	49.274	IN PIT	1:47.028	P 115.03	24.552	10:56:43.547
21 -	OUTLAP	37.971	IN PIT	49:41.493	P 4.12	48:19.017	11:46:25.040
22 -	OUTLAP	35.170	24.078	2:53.304	71.04	1:30.828	11:49:18.344
23 -	25.544	34.206	23.838	1:23.588	(3) 147.28	1.112	11:50:41.932
24 -	26.112	34.545	25.391	1:26.048	143.07	3.572	11:52:07.980
25 -	25.031	34.161	23.499	1:22.691	(2) 148.88	0.215	11:53:30.671
26 -	24.899	33.700	23.877	1:22.476	(1) 149.27		11:54:53.147
27 -	25.337	44.572	IN PIT	1:37.824	P 125.85	15.348	11:56:30.971
28 -	OUTLAP	41.946	25.878	10:03.780	20.39	8:41.304	12:06:34.751
29 -	28.363	36.774	25.145	1:30.282	136.36	7.806	12:08:05.033
30 -	26.169	36.796	25.403	1:28.368	139.32	5.892	12:09:33.401
31 -	26.425	36.858	24.487	1:27.770	140.27	5.294	12:11:01.171
32 -	49.188	40.870	26.116	1:56.174	105.97	33.698	12:12:57.345
33 -	26.821	37.344	25.084	1:29.249	137.94	6.773	12:14:26.594
34 -	27.036	36.308	24.412	1:27.756	140.29	5.280	12:15:54.350
35 -	27.441	36.947	24.416	1:28.804	138.63	6.328	12:17:23.154
36 -	26.271	59.450	IN PIT	1:55.321	P 106.75	32.845	12:19:18.475
37 -	OUTLAP	49.947	28.618	20:31.263	9.99	19:08.787	12:39:49.738
38 -	33.065	46.187	28.170	1:47.422	114.61	24.946	12:41:37.160
39 -	30.410	42.529	25.749	1:38.688	124.75	16.212	12:43:15.848
40 -	27.949	37.971	25.105	1:31.025	135.25	8.549	12:44:46.873
41 -	26.580	55.490	IN PIT	1:50.639	P 111.27	28.163	12:46:37.512
42 -	OUTLAP	43.056	25.837	4:23.483	46.72	3:01.007	12:51:00.995
43 -	28.258	38.475	25.136	1:31.869	134.01	9.393	12:52:32.864
44 -	27.461	37.609	24.159	1:29.229	137.97	6.753	12:54:02.093
45 -	26.589	37.553	24.886	1:29.028	138.28	6.552	12:55:31.121
46 -	26.874	38.055	24.360	1:29.289	137.88	6.813	12:57:00.410
47 -	27.593	38.255	24.481	1:30.329	136.29	7.853	12:58:30.739
48 -	28.723	49.169	IN PIT	1:48.405	P 113.57	25.929	13:00:19.144

Weather / Track : Cloudy / Dry

Croft
Circuit Length = 3.419 km
Start: 09:30 Flag 13:00 End: 13:00

Ferrari Challenge Trofeo Pirelli UK

TEST - SECTOR ANALYSIS



SECTOR 1 = FL to I1, SECTOR 2 = I1 to I2, SECTOR 3 = I2 to FL, DIFF = Difference To Personal Best Lap, P = Crossed Finish Line in Pit Lane, D = Time Disallowed

P10 83 S		Richard GUY		488 Challenge - Charles Hurst			
IDEAL LAP TIME : 1:22.132		BEST LAP TIME : 1:22.575		DIFFERENCE : 0.443			
LAP	SECTOR 1	SECTOR 2	SECTOR 3	LAP TIME	KPH	DIFF	TIME OF DAY
1 -	OUTLAP	46.090	30.286	21:12.500	9.67	19:49.925	10:26:50.373
2 -	27.813	36.577	24.347	1:28.737	138.74	6.162	10:28:19.110
3 -	26.686	35.953	24.160	1:26.799	141.84	4.224	10:29:45.909
4 -	25.894	36.271	24.159	1:26.324	142.62	3.749	10:31:12.233
5 -	25.877	36.067	24.032	1:25.976	143.19	3.401	10:32:38.209
6 -	26.301	37.586	24.016	1:27.903	140.05	5.328	10:34:06.112
7 -	27.790	36.099	24.331	1:28.220	139.55	5.645	10:35:34.332
8 -	25.860	35.445	23.558	1:24.863	145.07	2.288	10:36:59.195
9 -	25.569	36.440	23.882	1:25.891	143.34	3.316	10:38:25.086
10 -	25.698	35.593	23.730	1:25.021	144.80	2.446	10:39:50.107
11 -	25.733	36.498	23.806	1:26.037	143.09	3.462	10:41:16.144
12 -	27.145	38.207	24.915	1:30.267	136.39	7.692	10:42:46.411
13 -	25.925	40.019	IN PIT	1:33.443	P 131.75	10.868	10:44:19.854
14 -	OUTLAP	35.622	23.806	5:01.272	40.86	3:38.697	10:49:21.126
15 -	25.719	35.408	23.811	1:24.938	144.94	2.363	10:50:46.064
16 -	25.886	36.046	23.733	1:25.665	143.71	3.090	10:52:11.729
17 -	25.722	35.517	23.507	1:24.746	145.27	2.171	10:53:36.475
18 -	25.399	35.322	23.507	1:24.228	146.17	1.653	10:55:00.703
19 -	26.143	48.689	IN PIT	1:46.833	P 115.24	24.258	10:56:47.536
20 -	OUTLAP	41.786	23.789	41:30.503	4.94	40:07.928	11:38:18.039
21 -	25.462	35.240	23.610	1:24.312	146.02	1.737	11:39:42.351
22 -	24.894	35.050	23.209	1:23.153	148.06	0.578	11:41:05.504
23 -	25.442	35.334	24.174	1:24.950	144.92	2.375	11:42:30.454
24 -	25.243	34.994	23.246	1:23.483	147.47	0.908	11:43:53.937
25 -	25.493	35.177	23.933	1:24.603	145.52	2.028	11:45:18.540
26 -	25.743	35.201	24.014	1:24.958	144.91	2.383	11:46:43.498
27 -	25.451	35.151	IN PIT	1:23.614	P 147.24	1.039	11:48:07.112
28 -	OUTLAP	41.507	26.865	9:33.974	21.44	8:11.399	11:57:41.086
29 -	27.168	35.910	24.505	1:27.583	140.57	5.008	11:59:08.669
30 -	26.001	35.012	23.797	1:24.810	145.16	2.235	12:00:33.479
31 -	25.666	34.372	23.648	1:23.686	147.11	1.111	12:01:57.165
32 -	26.313	34.614	24.307	1:25.234	144.44	2.659	12:03:22.399
33 -	25.398	38.179	IN PIT	1:28.358	P 139.33	5.783	12:04:50.757
34 -		34.235	23.424	2:40.921	76.50	1:18.346	12:07:31.678
35 -	24.935	34.318	23.322	1:22.575 (1)	149.09		12:08:54.253
36 -	25.447	35.840	24.173	1:25.460	144.06	2.885	12:10:19.713
37 -	25.047	36.394	24.351	1:25.792	143.50	3.217	12:11:45.505
38 -	24.968	34.519	23.599	1:23.086	148.17	0.511	12:13:08.591
39 -	25.185	34.380	23.459	1:23.024	148.29	0.449	12:14:31.615
40 -	25.114	34.632	23.584	1:23.330	147.74	0.755	12:15:54.945
41 -	26.124	35.263	23.699	1:25.086	144.69	2.511	12:17:20.031
42 -	25.277	34.466	IN PIT	1:27.416	P 140.83	4.841	12:18:47.447
43 -	OUTLAP	42.179	27.555	18:07.888	11.31	16:45.313	12:36:55.335
44 -	26.928	35.857	23.898	1:26.683	142.03	4.108	12:38:22.018
45 -	26.014	35.814	24.760	1:26.588	142.18	4.013	12:39:48.606
46 -	25.964	35.601	23.415	1:24.980	144.87	2.405	12:41:13.586
47 -	25.609	34.869	23.554	1:24.032	146.51	1.457	12:42:37.618
48 -	26.758	35.047	23.126	1:24.931	144.96	2.356	12:44:02.549
49 -	25.305	34.640	23.059	1:23.004	(2) 148.32	0.429	12:45:25.553
50 -	25.432	34.590	23.003	1:23.025	148.28	0.450	12:46:48.578
51 -	24.990	34.753	23.275	1:23.018	(3) 148.30	0.443	12:48:11.596
52 -	29.243	43.489	IN PIT	1:39.951	P 123.17	17.376	12:49:51.547

Weather / Track : Cloudy / Dry

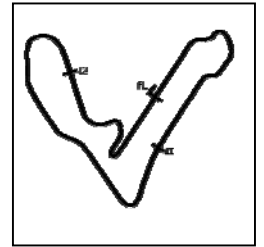
Croft

Circuit Length = 3.419 km

Start: 09:30 Flag 13:00 End: 13:00

Ferrari Challenge Trofeo Pirelli UK

TEST - SECTOR ANALYSIS



SECTOR 1 = FL to I1, SECTOR 2 = I1 to I2, SECTOR 3 = I2 to FL, DIFF = Difference To Personal Best Lap, P = Crossed Finish Line in Pit Lane, D = Time Disallowed

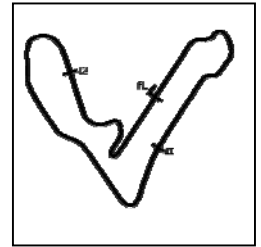
P11 77 S Paul SIMMERSON		488 Challenge - Graypaul, Birmingham					
IDEAL LAP TIME : 1:22.481		BEST LAP TIME : 1:22.755		DIFFERENCE : 0.274			
LAP	SECTOR 1	SECTOR 2	SECTOR 3	LAP TIME	KPH	DIFF	TIME OF DAY
1 -	27.339	35.112	IN PIT	1:28.408 P	139.25	5.653	09:48:53.631
2 -	OUTLAP	34.708	24.533	4:13.452	48.57	2:50.697	09:53:07.083
3 -	25.691	34.152	23.346	1:23.189 (2)	147.99	0.434	09:54:30.272
4 -	25.358	34.049	23.348	1:22.755 (1)	148.77		09:55:53.027
5 -	25.225	35.833	IN PIT	1:26.005 P	143.15	3.250	09:57:19.032
6 -	OUTLAP	37.940	28.019	29:27.914	6.96	28:05.159	10:26:46.946
7 -	25.621	34.391	23.305	1:23.317 (3)	147.76	0.562	10:28:10.263
8 -	25.414	33.951	IN PIT	1:29.250 P	137.94	6.495	10:29:39.513
9 -	OUTLAP	48.890	28.219	14:09.268	14.49	12:46.513	10:43:48.781
10 -	28.192	37.889	25.463	1:31.544	134.48	8.789	10:45:20.325
11 -	27.479	41.671	26.091	1:35.241	129.26	12.486	10:46:55.566
12 -	26.948	36.789	24.664	1:28.401	139.27	5.646	10:48:23.967
13 -	26.885	37.129	24.818	1:28.832	138.59	6.077	10:49:52.799
14 -	26.602	44.978	IN PIT	1:40.155 P	122.92	17.400	10:51:32.954
15 -	OUTLAP	46.311	26.559	39:53.736	5.14	38:30.981	11:31:26.690
16 -	27.344	36.974	24.885	1:29.203	138.01	6.448	11:32:55.893
17 -	26.626	36.060	25.288	1:27.974	139.94	5.219	11:34:23.867
18 -	29.984	36.654	24.161	1:30.799	135.59	8.044	11:35:54.666
19 -	26.809	35.490	23.980	1:26.279	142.69	3.524	11:37:20.945
20 -	26.529	35.770	24.147	1:26.446	142.42	3.691	11:38:47.391
21 -	26.677	36.320	24.259	1:27.256	141.09	4.501	11:40:14.647
22 -	26.511	35.716	24.463	1:26.690	142.01	3.935	11:41:41.337
23 -	26.559	40.897	31.080	1:38.536	124.94	15.781	11:43:19.873
24 -	26.964	35.728	24.125	1:26.817	141.81	4.062	11:44:46.690
25 -	26.370	38.798	29.714	1:34.882	129.75	12.127	11:46:21.572
26 -	26.243	36.320	24.121	1:26.684	142.02	3.929	11:47:48.256
27 -	26.636	35.707	24.123	1:26.466	142.38	3.711	11:49:14.722
28 -	26.459	35.938	24.296	1:26.693	142.01	3.938	11:50:41.415
29 -	26.701	39.343	IN PIT	1:30.654 P	135.80	7.899	11:52:12.069
30 -	OUTLAP	38.108	25.296	8:48.833	23.28	7:26.078	12:01:00.902
31 -	27.190	36.756	24.846	1:28.792	138.65	6.037	12:02:29.694
32 -	27.548	36.201	24.176	1:27.925	140.02	5.170	12:03:57.619
33 -	26.555	36.026	24.154	1:26.735	141.94	3.980	12:05:24.354
34 -	26.634	36.524	24.443	1:27.601	140.54	4.846	12:06:51.955
35 -	27.234	42.780	IN PIT	1:38.603 P	124.86	15.848	12:08:30.558
36 -	OUTLAP	46.416	28.777	25:31.214	8.04	24:08.459	12:34:01.772
37 -	30.950	37.656	24.968	1:33.574	131.57	10.819	12:35:35.346
38 -	30.461	35.787	24.037	1:30.285	136.36	7.530	12:37:05.631
39 -	26.188	35.178	23.505	1:24.871	145.06	2.116	12:38:30.502
40 -	27.761	36.083	24.424	1:28.268	139.48	5.513	12:39:58.770
41 -	26.182	35.521	23.727	1:25.430	144.11	2.675	12:41:24.200
42 -	25.899	35.369	23.674	1:24.942	144.94	2.187	12:42:49.142
43 -	26.228	35.047	23.910	1:25.185	144.52	2.430	12:44:14.327
44 -	26.509	35.473	25.895	1:27.877	140.10	5.122	12:45:42.204
45 -	26.249	35.208	23.937	1:25.394	144.17	2.639	12:47:07.598
46 -	26.338	35.918	23.948	1:26.204	142.81	3.449	12:48:33.802
47 -	26.541	37.396	IN PIT	1:30.388 P	136.20	7.633	12:50:04.190
48 -	OUTLAP	38.182	25.095	4:57.500	41.38	3:34.745	12:55:01.690
49 -	27.680	38.774	27.923	1:34.377	130.45	11.622	12:56:36.067
50 -	27.037	36.638	25.003	1:28.678	138.83	5.923	12:58:04.745
51 -	26.952	38.903	IN PIT	1:29.339 P	137.80	6.584	12:59:34.084

Weather / Track : Cloudy / Dry

Croft
Circuit Length = 3.419 km
Start: 09:30 Flag 13:00 End: 13:00

Ferrari Challenge Trofeo Pirelli UK

TEST - SECTOR ANALYSIS



SECTOR 1 = FL to I1, SECTOR 2 = I1 to I2, SECTOR 3 = I2 to FL, DIFF = Difference To Personal Best Lap, P = Crossed Finish Line in Pit Lane, D = Time Disallowed

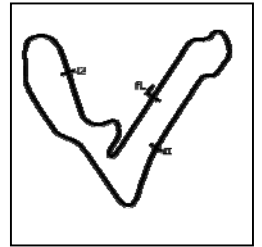
P12 40 S		Jamie THWAITES		488 Challenge - JCT600 Brooklands Leeds			
IDEAL LAP TIME : 1:22.766		BEST LAP TIME : 1:22.878		DIFFERENCE : 0.112			
LAP	SECTOR 1	SECTOR 2	SECTOR 3	LAP TIME	KPH	DIFF	TIME OF DAY
1 -	30.078	40.608	26.538	1:37.224	126.63	14.346	09:51:57.045
2 -	28.102	39.479	25.857	1:33.438	131.76	10.560	09:53:30.483
3 -	28.483	37.281	IN PIT	1:32.771 P	132.71	9.893	09:55:03.254
4 -	OUTLAP	39.521	26.479	6:37.224	30.99	5:14.346	10:01:40.478
5 -	28.553	38.665	IN PIT	1:33.105 P	132.23	10.227	10:03:13.583
6 -	OUTLAP	46.669	26.886	29:06.407	7.04	27:43.529	10:32:19.990
7 -	28.053	37.536	24.649	1:30.238	136.43	7.360	10:33:50.228
8 -	26.957	36.185	24.469	1:27.611	140.52	4.733	10:35:17.839
9 -	26.605	36.289	24.353	1:27.247	141.11	4.369	10:36:45.086
10 -	27.136	40.360	IN PIT	1:34.820 P	129.84	11.942	10:38:19.906
11 -	OUTLAP	35.708	23.843	4:16.611	47.97	2:53.733	10:42:36.517
12 -	25.966	35.306	23.850	1:25.122	144.63	2.244	10:44:01.639
13 -	26.827	35.217	IN PIT	1:29.020 P	138.30	6.142	10:45:30.659
14 -	OUTLAP	39.533	24.974	1:16:18.498	2.68	1:14:55.620	12:01:49.157
15 -	26.118	35.396	23.928	1:25.442	144.09	2.564	12:03:14.599
16 -	25.765	34.976	23.541	1:24.282	146.07	1.404	12:04:38.881
17 -	25.554	34.948	23.395	1:23.897 (2)	146.74	1.019	12:06:02.778
18 -	25.599	36.337	IN PIT	1:29.101 P	138.17	6.223	12:07:31.879
19 -	OUTLAP	42.404	26.082	20:10.353	10.17	18:47.475	12:27:42.232
20 -	28.182	39.561	26.128	1:33.871	131.15	10.993	12:29:16.103
21 -	25.377	35.311	23.741	1:24.429	145.82	1.551	12:30:40.532
22 -	25.443	34.913	23.823	1:24.179 (3)	146.25	1.301	12:32:04.711
23 -	29.237	44.326	IN PIT	1:39.780 P	123.38	16.902	12:33:44.491
24 -	OUTLAP	35.257	23.976	4:05.214	50.20	2:42.336	12:37:49.705
25 -	25.061	34.310	23.507	1:22.878 (1)	148.55		12:39:12.583
26 -	29.382	44.836	IN PIT	1:41.772 P	120.97	18.894	12:40:54.355

Weather / Track : Cloudy / Dry

Croft
Circuit Length = 3.419 km
Start: 09:30 Flag 13:00 End: 13:00

Ferrari Challenge Trofeo Pirelli UK

TEST - SECTOR ANALYSIS



SECTOR 1 = FL to I1, SECTOR 2 = I1 to I2, SECTOR 3 = I2 to FL, DIFF = Difference To Personal Best Lap, P = Crossed Finish Line in Pit Lane, D = Time Disallowed

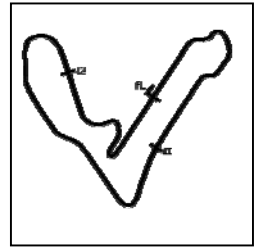
P13 69 S		Toby FLANNAGAN		488 Challenge - Maranello Sales			
IDEAL LAP TIME : 1:22.839		BEST LAP TIME : 1:22.910		DIFFERENCE : 0.071			
LAP	SECTOR 1	SECTOR 2	SECTOR 3	LAP TIME	KPH	DIFF	TIME OF DAY
1 -	30.301	40.752	25.783	1:36.836	127.13	13.926	09:56:33.382
2 -	27.421	38.400	25.390	1:31.211	134.97	8.301	09:58:04.593
3 -	26.548	37.108	27.110	1:30.766	135.64	7.856	09:59:35.359
4 -	26.705	39.873	27.896	1:34.474	130.31	11.564	10:01:09.833
5 -	28.638	37.961	28.384	1:34.983	129.61	12.073	10:02:44.816
6 -	29.981	38.102	IN PIT	1:35.875	P 128.41	12.965	10:04:20.691
7 -				39:21.362	5.21	37:58.452	10:43:42.053
8 -	OUTLAP	39.884	25.815	1:52.605	109.33	29.695	10:45:34.658
9 -	27.325	38.669	25.211	1:31.205	134.98	8.295	10:47:05.863
10 -	29.671	36.106	23.863	1:29.640	137.34	6.730	10:48:35.503
11 -	26.220	35.519	23.730	1:25.469	144.04	2.559	10:50:00.972
12 -	25.815	36.436	23.734	1:25.985	143.18	3.075	10:51:26.957
13 -	26.382	35.567	23.776	1:25.725	143.61	2.815	10:52:52.682
14 -	25.750	35.088	23.776	1:24.614	145.50	1.704	10:54:17.296
15 -	25.600	35.865	IN PIT	1:30.540	P 135.98	7.630	10:55:47.836
16 -	OUTLAP	44.934	26.436	38:33.483	5.32	37:10.573	11:34:21.319
17 -	33.622	40.702	25.477	1:39.801	123.36	16.891	11:36:01.120
18 -	26.958	37.502	25.381	1:29.841	137.03	6.931	11:37:30.961
19 -	25.766	35.765	23.651	1:25.182	144.53	2.272	11:38:56.143
20 -	25.499	34.936	24.069	1:24.504	145.69	1.594	11:40:20.647
21 -	25.520	34.958	23.827	1:24.305	146.03	1.395	11:41:44.952
22 -	25.828	36.816	24.307	1:26.951	141.59	4.041	11:43:11.903
23 -	25.918	35.323	23.905	1:25.146	144.59	2.236	11:44:37.049
24 -	25.587	38.364	23.963	1:27.914	140.04	5.004	11:46:04.963
25 -	25.651	35.741	23.885	1:25.277	144.37	2.367	11:47:30.240
26 -	25.774	36.030	24.330	1:26.134	142.93	3.224	11:48:56.374
27 -	29.235	38.570	IN PIT	1:34.817	P 129.84	11.907	11:50:31.191
28 -	OUTLAP	37.889	23.962	20:57.150	9.79	19:34.240	12:11:28.341
29 -	25.750	37.302	24.180	1:27.232	141.13	4.322	12:12:55.573
30 -	25.441	34.594	23.405	1:23.440	(2) 147.55	0.530	12:14:19.013
31 -	25.970	39.098	23.896	1:28.964	138.38	6.054	12:15:47.977
32 -	25.564	35.300	23.749	1:24.613	145.50	1.703	12:17:12.590
33 -	25.697	35.083	23.776	1:24.556	145.60	1.646	12:18:37.146
34 -	25.790	36.503	24.504	1:26.797	141.84	3.887	12:20:03.943
35 -	25.941	35.669	23.954	1:25.564	143.88	2.654	12:21:29.507
36 -	26.080	38.790	IN PIT	1:29.953	P 136.86	7.043	12:22:59.460
37 -	OUTLAP	36.559	23.984	3:31.307	58.26	2:08.397	12:26:30.767
38 -	26.594	36.439	23.601	1:26.634	142.11	3.724	12:27:57.401
39 -	25.429	35.040	23.602	1:24.071	146.44	1.161	12:29:21.472
40 -	25.429	34.911	23.682	1:24.022	(3) 146.52	1.112	12:30:45.494
41 -	24.992	34.442	23.476	1:22.910	(1) 148.49		12:32:08.404
42 -	28.670	42.129	IN PIT	1:38.422	P 125.09	15.512	12:33:46.826

Weather / Track : Cloudy / Dry

Croft
Circuit Length = 3.419 km
Start: 09:30 Flag 13:00 End: 13:00

Ferrari Challenge Trofeo Pirelli UK

TEST - SECTOR ANALYSIS



SECTOR 1 = FL to I1, SECTOR 2 = I1 to I2, SECTOR 3 = I2 to FL, DIFF = Difference To Personal Best Lap, P = Crossed Finish Line in Pit Lane, D = Time Disallowed

P14 22 S Gary REDMAN		488 Challenge - Graypaul, Nottingham					
IDEAL LAP TIME : 1:23.617		BEST LAP TIME : 1:24.448		DIFFERENCE : 0.831			
LAP	SECTOR 1	SECTOR 2	SECTOR 3	LAP TIME	KPH	DIFF	TIME OF DAY
1 -	28.993	40.995	26.170	1:36.158	128.03	11.710	09:59:57.340
2 -	26.414	37.960	25.690	1:30.064	136.69	5.616	10:01:27.404
3 -	28.894	45.347	27.442	1:41.683	121.07	17.235	10:03:09.087
4 -	33.258	59.886	IN PIT	2:05.634	P 97.99	41.186	10:05:14.721
5 -	OUTLAP	41.719	27.219	2:31:42.701	1.35	2:30:18.253	12:36:57.422
6 -	27.005	37.386	25.136	1:29.527	137.51	5.079	12:38:26.949
7 -	25.844	35.393	23.711	1:24.948	144.93	0.500	12:39:51.897
8 -	28.573	35.265	23.999	1:27.837	140.16	3.389	12:41:19.734
9 -	25.861	35.667	23.678	1:25.206	144.49	0.758	12:42:44.940
10 -	25.628	35.282	23.882	1:24.792	145.19	0.344	12:44:09.732
11 -	25.878	34.675	24.640	1:25.193	144.51	0.745	12:45:34.925
12 -	25.864	35.181	23.534	1:24.579	(2) 145.56	0.131	12:46:59.504
13 -	26.057	37.871	24.217	1:28.145	139.67	3.697	12:48:27.649
14 -	25.493	35.280	23.855	1:24.628	(3) 145.47	0.180	12:49:52.277
15 -	46.925	39.603	24.200	1:50.728	111.18	26.280	12:51:43.005
16 -	26.176	35.029	23.449	1:24.654	145.43	0.206	12:53:07.659
17 -	27.152	34.805	23.730	1:25.687	143.68	1.239	12:54:33.346
18 -	25.752	35.858	23.589	1:25.199	144.50	0.751	12:55:58.545
19 -	25.984	34.693	23.771	1:24.448	(1) 145.78		12:57:22.993
20 -	30.356	41.460	IN PIT	1:38.152	P 125.43	13.704	12:59:01.145

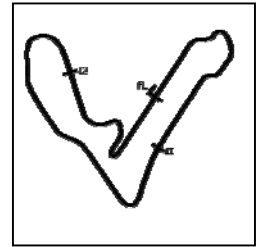
P15 8 S Mark MCALLISTER		488 Challenge - Lancaster Ferrari, Colchester					
IDEAL LAP TIME : 1:24.934		BEST LAP TIME : 1:25.137		DIFFERENCE : 0.203			
LAP	SECTOR 1	SECTOR 2	SECTOR 3	LAP TIME	KPH	DIFF	TIME OF DAY
1 -	30.306	37.744	24.628	1:32.678	132.84	7.541	10:35:47.238
2 -	27.236	36.608	24.116	1:27.960	139.96	2.823	10:37:15.198
3 -	26.432	35.664	23.837	1:25.933	(2) 143.27	0.796	10:38:41.131
4 -	25.815	36.062	24.118	1:25.995	(3) 143.16	0.858	10:40:07.126
5 -	25.875	35.440	23.822	1:25.137	(1) 144.60		10:41:32.263
6 -	25.935	35.585	IN PIT	1:28.846	P 138.57	3.709	10:43:01.109
7 -	OUTLAP	37.509	23.816	2:35.106	79.37	1:09.969	10:45:36.215
8 -	26.278	37.815	23.859	1:27.952	139.98	2.815	10:47:04.167
9 -	25.678	36.661	24.739	1:27.078	141.38	1.941	10:48:31.245
10 -	26.115	35.680	24.491	1:26.286	142.68	1.149	10:49:57.531
11 -	25.802	36.970	24.226	1:26.998	141.51	1.861	10:51:24.529
12 -	34.253	41.830	IN PIT	1:41.921	P 120.79	16.784	10:53:06.450

Weather / Track : Cloudy / Dry

Croft
Circuit Length = 3.419 km
Start: 09:30 Flag 13:00 End: 13:00

Ferrari Challenge Trofeo Pirelli UK

TEST - SECTOR ANALYSIS



SECTOR 1 = FL to I1, SECTOR 2 = I1 to I2, SECTOR 3 = I2 to FL, DIFF = Difference To Personal Best Lap, P = Crossed Finish Line in Pit Lane, D = Time Disallowed

P16 18 S		David GROVER		488 Challenge - H R Owen, London			
IDEAL LAP TIME : 1:24.961		BEST LAP TIME : 1:25.536		DIFFERENCE : 0.575			
LAP	SECTOR 1	SECTOR 2	SECTOR 3	LAP TIME	KPH	DIFF	TIME OF DAY
1 -	29.342	40.046	IN PIT	1:35.431	P 129.01	9.895	10:00:26.725
2 -	OUTLAP	45.151	32.951	26:24.392	7.77	24:58.856	10:26:51.117
3 -	31.396	40.447	26.118	1:37.961	125.67	12.425	10:28:29.078
4 -	29.425	39.088	IN PIT	1:34.274	P 130.59	8.738	10:30:03.352
5 -	OUTLAP	39.357	25.026	2:55.787	70.03	1:30.251	10:32:59.139
6 -	27.170	38.293	24.359	1:29.822	137.06	4.286	10:34:28.961
7 -	27.471	37.851	24.435	1:29.757	137.16	4.221	10:35:58.718
8 -	27.245	39.188	25.228	1:31.661	134.31	6.125	10:37:30.379
9 -	31.479	38.641	24.573	1:34.693	130.01	9.157	10:39:05.072
10 -	27.439	38.148	27.242	1:32.829	132.62	7.293	10:40:37.901
11 -	27.348	36.479	25.627	1:29.454	137.63	3.918	10:42:07.355
12 -	29.347	40.975	25.027	1:35.349	129.12	9.813	10:43:42.704
13 -	27.183	36.687	24.491	1:28.361	139.33	2.825	10:45:11.065
14 -	26.937	36.485	24.854	1:28.276	139.46	2.740	10:46:39.341
15 -	26.909	36.887	24.356	1:28.152	139.66	2.616	10:48:07.493
16 -	27.020	36.172	24.096	1:27.288	141.04	1.752	10:49:34.781
17 -	26.472	36.362	24.998	1:27.832	140.17	2.296	10:51:02.613
18 -	30.681	41.110	IN PIT	1:41.359	P 121.46	15.823	10:52:43.972
19 -	OUTLAP	41.191	30.538	42:50.822	4.78	41:25.286	11:35:34.794
20 -	33.826	40.660	27.325	1:41.811	120.92	16.275	11:37:16.605
21 -	27.244	37.564	24.484	1:29.292	137.88	3.756	11:38:45.897
22 -	26.788	36.487	24.155	1:27.430	140.81	1.894	11:40:13.327
23 -	26.333	36.391	24.515	1:27.239	141.12	1.703	11:41:40.566
24 -	26.583	36.776	24.456	1:27.815	140.19	2.279	11:43:08.381
25 -	26.416	36.649	24.170	1:27.235	141.13	1.699	11:44:35.616
26 -	26.442	38.814	30.906	1:36.162	128.03	10.626	11:46:11.778
27 -	26.966	38.094	25.799	1:30.859	135.50	5.323	11:47:42.637
28 -	26.727	37.200	24.784	1:28.711	138.78	3.175	11:49:11.348
29 -	26.575	37.381	24.207	1:28.163	139.64	2.627	11:50:39.511
30 -	26.237	36.495	23.943	1:26.675	142.04	1.139	11:52:06.186
31 -	26.196	36.274	24.145	1:26.615	142.14	1.079	11:53:32.801
32 -	26.233	37.002	24.217	1:27.452	140.78	1.916	11:55:00.253
33 -	26.019	35.765	23.869	1:25.653	(2) 143.73	0.117	11:56:25.906
34 -	28.985	42.170	IN PIT	1:41.782	P 120.96	16.246	11:58:07.688
35 -	OUTLAP	37.742	24.555	14:21.682	14.28	12:56.146	12:12:29.370
36 -	26.338	39.351	24.973	1:30.662	135.79	5.126	12:14:00.032
37 -	26.433	37.128	IN PIT	1:29.189	P 138.03	3.653	12:15:29.221
38 -	OUTLAP	39.766	25.515	2:40.871	76.53	1:15.335	12:18:10.092
39 -	26.705	37.277	24.643	1:28.625	138.91	3.089	12:19:38.717
40 -	26.571	36.603	23.827	1:27.001	141.51	1.465	12:21:05.718
41 -	28.367	37.173	24.265	1:29.805	137.09	4.269	12:22:35.523
42 -	26.551	36.209	24.227	1:26.987	141.53	1.451	12:24:02.510
43 -	26.489	35.421	23.626	1:25.536	(1) 143.93		12:25:28.046
44 -	26.220	36.002	23.755	1:25.977	143.19	0.441	12:26:54.023
45 -	26.306	35.507	23.912	1:25.725	(3) 143.61	0.189	12:28:19.748
46 -	27.076	36.663	24.015	1:27.754	140.29	2.218	12:29:47.502
47 -	26.314	36.040	23.842	1:26.196	142.83	0.660	12:31:13.698
48 -	29.159	40.309	IN PIT	1:42.247	P 120.41	16.711	12:32:55.945
49 -	OUTLAP	40.989	27.888	3:36.162	56.95	2:10.626	12:36:32.107
50 -	29.476	41.695	28.492	1:39.663	123.53	14.127	12:38:11.770
51 -	27.454	38.288	24.647	1:30.389	136.20	4.853	12:39:42.159
52 -	26.883	36.286	23.881	1:27.050	141.43	1.514	12:41:09.209
53 -	26.786	36.129	25.099	1:28.014	139.88	2.478	12:42:37.223
54 -	28.138	38.041	27.704	1:33.883	131.13	8.347	12:44:11.106
55 -	28.357	36.320	27.726	1:32.403	133.23	6.867	12:45:43.509
56 -	27.360	36.382	26.396	1:30.138	136.58	4.602	12:47:13.647
57 -	26.451	35.856	23.862	1:26.169	142.87	0.633	12:48:39.816
58 -	26.462	35.813	23.868	1:26.143	142.92	0.607	12:50:05.959
59 -	30.122	39.843	24.894	1:34.859	129.78	9.323	12:51:40.818
60 -	26.442	35.316	23.977	1:25.735	143.60	0.199	12:53:06.553

Weather / Track : Cloudy / Dry

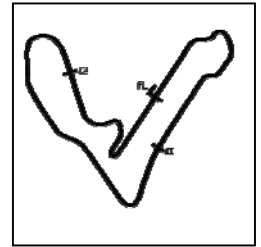
Croft

Circuit Length = 3.419 km

Start: 09:30 Flag 13:00 End: 13:00

Ferrari Challenge Trofeo Pirelli UK

TEST - SECTOR ANALYSIS



SECTOR 1 = FL to I1, SECTOR 2 = I1 to I2, SECTOR 3 = I2 to FL, DIFF = Difference To Personal Best Lap, P = Crossed Finish Line in Pit Lane, D = Time Disallowed

61 -	30.886	38.282	26.599	1:35.767	128.55	10.231	12:54:42.320
62 -	46.997	1:09.276	IN PIT	2:32.548 P	80.70	1:07.012	12:57:14.868

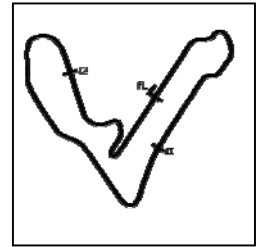
P17 25 S		Neil MILLER		488 Challenge - Meridien Modena			
IDEAL LAP TIME : 1:25.249		BEST LAP TIME : 1:25.695		DIFFERENCE : 0.446			
LAP	SECTOR 1	SECTOR 2	SECTOR 3	LAP TIME	KPH	DIFF	TIME OF DAY
1 -	32.410	39.761	27.153	1:39.324	123.95	13.629	10:29:06.804
2 -	30.326	38.526	25.273	1:34.125	130.80	8.430	10:30:40.929
3 -	28.318	38.239	25.086	1:31.643	134.34	5.948	10:32:12.572
4 -	29.167	36.669	24.594	1:30.430	136.14	4.735	10:33:43.002
5 -	27.028	36.225	24.361	1:27.614	140.52	1.919	10:35:10.616
6 -	26.571	36.173	24.726	1:27.470	140.75	1.775	10:36:38.086
7 -	26.140	35.791	24.627	1:26.558	142.23	0.863	10:38:04.644
8 -	27.305	35.785	24.810	1:27.900	140.06	2.205	10:39:32.544
9 -	26.687	35.592	24.431	1:26.710	141.98	1.015	10:40:59.254
10 -	26.042	35.179	24.500	1:25.721 (2)	143.62	0.026	10:42:24.975
11 -	25.809	40.623	25.301	1:31.733	134.21	6.038	10:43:56.708
12 -	26.254	35.171	33.897	1:35.322	129.15	9.627	10:45:32.030
13 -	26.955	35.871	24.435	1:27.261	141.08	1.566	10:46:59.291
14 -	29.987	36.820	IN PIT	1:30.623 P	135.85	4.928	10:48:29.914
15 -	OUTLAP	40.925	25.971	1:15:17.939	2.72	1:13:52.244	12:03:47.853
16 -	26.947	37.078	25.304	1:29.329	137.82	3.634	12:05:17.182
17 -	27.263	36.939	25.589	1:29.791	137.11	4.096	12:06:46.973
18 -	28.064	37.141	25.160	1:30.365	136.24	4.670	12:08:17.338
19 -	27.458	36.396	24.636	1:28.490	139.13	2.795	12:09:45.828
20 -	26.864	36.502	24.582	1:27.948	139.98	2.253	12:11:13.776
21 -	33.558	36.157	24.269	1:33.984	130.99	8.289	12:12:47.760
22 -	26.366	35.740	24.325	1:26.431	142.44	0.736	12:14:14.191
23 -	26.156	35.202	24.337	1:25.695 (1)	143.66		12:15:39.886
24 -	25.863	35.932	24.409	1:26.204 (3)	142.81	0.509	12:17:06.090
25 -	32.754	39.097	IN PIT	1:38.448 P	125.05	12.753	12:18:44.538
26 -	OUTLAP	37.448	25.254	4:25.079	46.44	2:59.384	12:23:09.617
27 -	29.021	36.575	24.885	1:30.481	136.06	4.786	12:24:40.098
28 -	26.037	35.612	24.715	1:26.364	142.55	0.669	12:26:06.462
29 -	26.197	35.789	IN PIT	1:26.712 P	141.98	1.017	12:27:33.174

Weather / Track : Cloudy / Dry

Croft
Circuit Length = 3.419 km
Start: 09:30 Flag 13:00 End: 13:00

Ferrari Challenge Trofeo Pirelli UK

TEST - SECTOR ANALYSIS



SECTOR 1 = FL to I1, SECTOR 2 = I1 to I2, SECTOR 3 = I2 to FL, DIFF = Difference To Personal Best Lap, P = Crossed Finish Line in Pit Lane, D = Time Disallowed

P18 14 S		Imran KARA		488 Challenge - Graypaul, Birmingham			
IDEAL LAP TIME : 1:26.109		BEST LAP TIME : 1:27.369		DIFFERENCE : 1.260			
LAP	SECTOR 1	SECTOR 2	SECTOR 3	LAP TIME	KPH	DIFF	TIME OF DAY
1 -	34.073	42.753	25.688	1:42.514	120.09	15.145	10:03:45.042
2 -	33.364	52.878	IN PIT	2:02.495 P	100.50	35.126	10:05:47.537
3 -	OUTLAP	48.571	26.488	23:30.794	8.72	22:03.425	10:29:18.331
4 -	32.009	42.215	24.698	1:38.922	124.45	11.553	10:30:57.253
5 -	29.789	39.396	24.867	1:34.052	130.90	6.683	10:32:31.305
6 -	29.243	38.899	24.895	1:33.037	132.33	5.668	10:34:04.342
7 -	30.591	38.109	23.942	1:32.642	132.89	5.273	10:35:36.984
8 -	27.859	37.902	24.362	1:30.123	136.60	2.754	10:37:07.107
9 -	28.626	37.496	24.314	1:30.436	136.13	3.067	10:38:37.543
10 -	28.077	42.940	26.000	1:37.017	126.90	9.648	10:40:14.560
11 -	28.626	35.833	23.838	1:28.297	139.43	0.928	10:41:42.857
12 -	27.142	36.840	IN PIT	1:28.405 P	139.26	1.036	10:43:11.262
13 -	OUTLAP	40.383	26.571	52:22.118	3.91	50:54.749	11:35:33.380
14 -	28.088	36.484	24.714	1:29.286	137.88	1.917	11:37:02.666
15 -	26.962	36.240	24.315	1:27.517 (2)	140.67	0.148	11:38:30.183
16 -	26.815	36.437	24.345	1:27.597 (3)	140.54	0.228	11:39:57.780
17 -	28.459	41.610	IN PIT	1:36.317 P	127.82	8.948	11:41:34.097
18 -	OUTLAP	39.088	26.222	12:14.359	16.76	10:46.990	11:53:48.456
19 -	28.278	39.465	26.113	1:33.856	131.17	6.487	11:55:22.312
20 -	28.160	37.447	25.433	1:31.040	135.23	3.671	11:56:53.352
21 -	28.354	37.429	26.098	1:31.881	133.99	4.512	11:58:25.233
22 -	28.167	37.244	26.494	1:31.905	133.96	4.536	11:59:57.138
23 -	27.685	50.505	IN PIT	1:45.079 P	117.16	17.710	12:01:42.217
24 -	OUTLAP	40.819	25.173	19:12.706	10.68	17:45.337	12:20:54.923
25 -	27.364	37.521	24.301	1:29.186	138.04	1.817	12:22:24.109
26 -	26.906	36.953	24.303	1:28.162	139.64	0.793	12:23:52.271
27 -	26.920	36.657	24.457	1:28.034	139.85	0.665	12:25:20.305
28 -	27.911	36.163	23.876	1:27.950	139.98	0.581	12:26:48.255
29 -	27.185	36.851	24.220	1:28.256	139.49	0.887	12:28:16.511
30 -	38.682	38.362	24.868	1:41.912	120.80	14.543	12:29:58.423
31 -	26.522	36.968	24.591	1:28.081	139.77	0.712	12:31:26.504
32 -	26.621	36.888	24.171	1:27.680	140.41	0.311	12:32:54.184
33 -	26.645	46.760	IN PIT	1:45.708 P	116.46	18.339	12:34:39.892
34 -	OUTLAP	46.907	28.199	16:01.807	12.80	14:34.438	12:50:41.699
35 -	35.008	42.820	26.694	1:44.522	117.78	17.153	12:52:26.221
36 -	31.552	41.900	24.546	1:37.998	125.63	10.629	12:54:04.219
37 -	26.438	36.344	24.587	1:27.369 (1)	140.91		12:55:31.588
38 -	32.140	46.228	IN PIT	1:46.430 P	115.67	19.061	12:57:18.018

Weather / Track : Cloudy / Dry

Croft
Circuit Length = 3.419 km
Start: 09:30 Flag 13:00 End: 13:00

Ferrari Challenge Trofeo Pirelli UK

TEST - STATISTICS

Competitors Started 18
Planned Start 2019-07-19 @ 09:30:00.000
Actual Start 2019-07-19 @ 09:30:00.000
Finish Time 2019-07-19 @ 13:00:36.534
Track Length 3.419km
Total Laps 684
Total Distance Covered 2339.211km

Session Fastest Lap History

NO	CL	NAME	LAP TIME	TIME OF DAY	LAP	VEHICLE
40	S	Jamie THWAITES	1:37.224	09:51:57.049	1	488 Challenge
40	S	Jamie THWAITES	1:33.438	09:53:30.488	2	488 Challenge
29	P	Jason BAKER	1:32.297	09:53:55.706	2	488 Challenge
77	S	Paul SIMMERSON	1:23.189	09:54:30.278	3	488 Challenge
77	S	Paul SIMMERSON	1:22.755	09:55:53.032	4	488 Challenge
13	S	Stuart WILLSON	1:22.337	10:29:29.803	2	488 Challenge
13	S	Stuart WILLSON	1:21.662	10:30:51.466	3	488 Challenge
13	S	Stuart WILLSON	1:21.621	10:40:41.537	9	488 Challenge
29	P	Jason BAKER	1:21.609	10:47:06.589	12	488 Challenge
79	P	Jamie CLARKE	1:21.563	10:54:21.755	21	488 Challenge
13	S	Stuart WILLSON	1:21.136	11:32:59.281	12	488 Challenge
13	S	Stuart WILLSON	1:20.850	11:35:42.937	14	488 Challenge
13	S	Stuart WILLSON	1:19.796	11:47:14.883	18	488 Challenge

Flag History

TYPE	TIME OF DAY
GREEN	09:30:00.000
FINISH	13:00:36.534

Flag Statistics

TYPE	COUNT	TOTAL LAPS	TOTAL TIME
Green	1	62	3:30:43.417
Red	0	0	0.000
Safety Car	0	0	0.000
FCY	0	0	0.000

Weather / Track : Cloudy / Dry

Croft
Circuit Length = 3.419 km
Start: 09:30 Flag 13:00 End: 13:00

Ferrari Challenge Trofeo Pirelli UK

TEST - STATISTICS

CLASS : P

6 Starters

Fastest Lap History

NO	NAME	LAP TIME	TIME OF DAY	LAP	VEHICLE
29	Jason BAKER	1:42.725	09:52:23.410	1	488 Challenge
29	Jason BAKER	1:32.297	09:53:55.706	2	488 Challenge
29	Jason BAKER	1:28.727	09:55:24.434	3	488 Challenge
29	Jason BAKER	1:27.562	09:58:40.365	5	488 Challenge
29	Jason BAKER	1:24.715	10:00:05.080	6	488 Challenge
60	Wayne MARRS	1:23.740	10:31:33.304	3	488 Challenge
79	Jamie CLARKE	1:22.326	10:33:35.271	8	488 Challenge
79	Jamie CLARKE	1:22.231	10:34:57.503	9	488 Challenge
79	Jamie CLARKE	1:21.881	10:43:29.247	15	488 Challenge
79	Jamie CLARKE	1:21.698	10:44:50.945	16	488 Challenge
29	Jason BAKER	1:21.609	10:47:06.589	12	488 Challenge
79	Jamie CLARKE	1:21.563	10:54:21.755	21	488 Challenge
29	Jason BAKER	1:21.386	11:48:59.134	21	488 Challenge
29	Jason BAKER	1:21.293	12:06:04.514	28	488 Challenge
29	Jason BAKER	1:21.105	12:07:25.621	29	488 Challenge
29	Jason BAKER	1:21.010	12:08:46.629	30	488 Challenge
29	Jason BAKER	1:20.895	12:13:05.747	33	488 Challenge

Weather / Track : Cloudy / Dry

Croft

Circuit Length = 3.419 km

Start: 09:30 Flag 13:00 End: 13:00

Ferrari Challenge Trofeo Pirelli UK

TEST - STATISTICS

CLASS : S

12 Starters

Fastest Lap History

NO	NAME	LAP TIME	TIME OF DAY	LAP	VEHICLE
40	Jamie THWAITES	1:37.224	09:51:57.049	1	488 Challenge
40	Jamie THWAITES	1:33.438	09:53:30.488	2	488 Challenge
77	Paul SIMMERSON	1:23.189	09:54:30.278	3	488 Challenge
77	Paul SIMMERSON	1:22.755	09:55:53.032	4	488 Challenge
13	Stuart WILLSON	1:22.337	10:29:29.803	2	488 Challenge
13	Stuart WILLSON	1:21.662	10:30:51.466	3	488 Challenge
13	Stuart WILLSON	1:21.621	10:40:41.537	9	488 Challenge
13	Stuart WILLSON	1:21.136	11:32:59.281	12	488 Challenge
13	Stuart WILLSON	1:20.850	11:35:42.937	14	488 Challenge
13	Stuart WILLSON	1:19.796	11:47:14.883	18	488 Challenge

Weather / Track : Cloudy / Dry

Croft
Circuit Length = 3.419 km
Start: 09:30 Flag 13:00 End: 13:00

Ferrari Challenge Trofeo Pirelli UK

FREE PRACTICE - CLASSIFICATION

POS	NO	CL	PIC NAME	DEALERSHIP	ENTRY	TIME	ON	LAPS	GAP	DIFF	KPH
1	29	P	1 Jason BAKER	Dick Lovett, Swindon	488 Challenge	1:19.994	37	40			153.90
2	79	P	2 Jamie CLARKE	Stratstone, Manchester	488 Challenge	1:20.307	32	39	0.313	0.313	153.30
3	60	P	3 Wayne MARRS	Dick Lovett, Swindon	488 Challenge	1:21.116	31	34	1.122	0.809	151.77
4	43	P	4 Josh KIRKWOOD-JONES	H R Owen, London	488 Challenge	1:21.804	25	31	1.810	0.688	150.50
5	27	P	5 Martin SMITH	Graypaul, Birmingham	488 Challenge	1:21.843	29	33	1.849	0.039	150.42
6	72	P	6 Jon WOOD	Carrs Ferrari	488 Challenge	1:22.079	18	31	2.085	0.236	149.99
7	8	S	1 Mark MCALLISTER	Lancaster Ferrari, Colchester	488 Challenge	1:22.456	14	15	2.462	0.377	149.31
8	69	S	2 Toby FLANNAGAN	Maranello Sales	488 Challenge	1:22.470	25	28	2.476	0.014	149.28
9	22	S	3 Gary REDMAN	Graypaul, Nottingham	488 Challenge	1:22.492	21	46	2.498	0.022	149.24
10	83	S	4 Richard GUY	Charles Hurst	488 Challenge	1:23.109	7	27	3.115	0.617	148.13
11	13	S	5 Stuart WILLSON	Graypaul, Nottingham	488 Challenge	1:23.695	17	20	3.701	0.586	147.10
12	1	S	6 Alex MOSS	Graypaul, Birmingham	488 Challenge	1:23.715	4	21	3.721	0.020	147.06
13	40	S	7 Jamie THWAITES	JCT600 Brooklands Leeds	488 Challenge	1:24.020	8	14	4.026	0.305	146.53
14	18	S	8 David GROVER	H R Owen, London	488 Challenge	1:24.463	21	31	4.469	0.443	145.76
15	25	S	9 Neil MILLER	Meridien Modena	488 Challenge	1:24.963	18	19	4.969	0.500	144.90
16	14	S	10 Imran KARA	Graypaul, Birmingham	488 Challenge	1:25.031	30	33	5.037	0.068	144.79
17	77	S	11 Paul SIMMERSON	Graypaul, Birmingham	488 Challenge	1:25.555	13	22	5.561	0.524	143.90
18	9	S	12 Paul STEVENS	Dick Lovett, Swindon	488 Challenge	1:27.400	24	31	7.406	1.845	140.86

Ferrari Challenge Trofeo Pirelli UK

FREE PRACTICE - BEST SECTORS

SECTOR 1			SECTOR 2			SECTOR 3			IDEAL / BEST COMPARISON						
POS	NO	NAME	TIME	NO	NAME	TIME	NO	NAME	TIME	POS	NO	NAME	IDEAL	BEST	DIFF
													PERFECT LAP	1:19.829	
1	29	BAKER	24.261	29	BAKER	32.911	79	CLARKE	22.657	1	29	BAKER	1:19.883	1:19.994	0.111
2	79	CLARKE	24.286	79	CLARKE	33.261	29	BAKER	22.711	2	79	CLARKE	1:20.204	1:20.307	0.103
3	72	WOOD	24.812	60	MARRS	33.319	60	MARRS	22.729	3	60	MARRS	1:21.116	1:21.116	0.000
4	43	KIRKWOOD-JONES	24.905	27	SMITH	33.567	43	KIRKWOOD-JONES	22.983	4	43	KIRKWOOD-JONES	1:21.528	1:21.804	0.276
5	8	MCALLISTER	24.909	43	KIRKWOOD-JONES	33.640	69	FLANNAGAN	23.050	5	72	WOOD	1:21.568	1:22.079	0.511
6	27	SMITH	25.030	72	WOOD	33.668	1	MOSS	23.081	6	27	SMITH	1:21.843	1:21.843	0.000
7	22	REDMAN	25.038	8	MCALLISTER	33.920	72	WOOD	23.088	7	8	MCALLISTER	1:22.127	1:22.456	0.329
8	60	MARRS	25.068	69	FLANNAGAN	34.115	22	REDMAN	23.111	8	69	FLANNAGAN	1:22.278	1:22.470	0.192
9	69	FLANNAGAN	25.113	22	REDMAN	34.206	27	SMITH	23.246	9	22	REDMAN	1:22.355	1:22.492	0.137
10	83	GUY	25.163	83	GUY	34.383	83	GUY	23.284	10	83	GUY	1:22.830	1:23.109	0.279
11	40	THWAITES	25.348	13	WILLSON	34.464	8	MCALLISTER	23.298	11	1	MOSS	1:23.296	1:23.715	0.419
12	13	WILLSON	25.483	40	THWAITES	34.637	14	KARA	23.326	12	13	WILLSON	1:23.454	1:23.695	0.241
13	1	MOSS	25.512	1	MOSS	34.703	13	WILLSON	23.507	13	40	THWAITES	1:23.793	1:24.020	0.227
14	18	GROVER	25.545	18	GROVER	34.954	18	GROVER	23.537	14	14	KARA	1:24.015	1:25.031	1.016
15	14	KARA	25.554	25	MILLER	35.030	77	SIMMERSON	23.781	15	18	GROVER	1:24.036	1:24.463	0.427
16	25	MILLER	26.107	14	KARA	35.135	25	MILLER	23.790	16	25	MILLER	1:24.927	1:24.963	0.036
17	77	SIMMERSON	26.231	77	SIMMERSON	35.432	40	THWAITES	23.808	17	77	SIMMERSON	1:25.444	1:25.555	0.111
18	9	STEVENS	26.417	9	STEVENS	36.729	9	STEVENS	24.175	18	9	STEVENS	1:27.321	1:27.400	0.079

Weather / Track : Overcast / Dry

Results can be found at www.tsl-timing.com

Croft

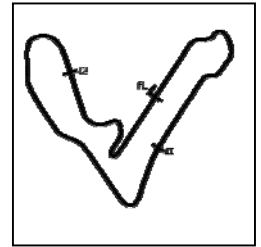
Circuit Length = 3.419 km

Start: 14:30 Flag 16:31 End: 16:31

Printed - 16:35 Friday, 19 July 2019

Ferrari Challenge Trofeo Pirelli UK

FREE PRACTICE - SECTOR ANALYSIS

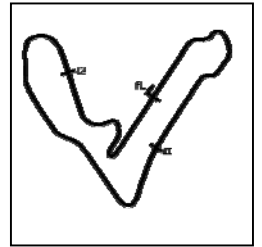


SECTOR 1 = FL to I1, SECTOR 2 = I1 to I2, SECTOR 3 = I2 to FL, DIFF = Difference To Personal Best Lap, P = Crossed Finish Line in Pit Lane, D = Time Disallowed

P1 29 P		Jason BAKER		488 Challenge - Dick Lovett, Swindon			
IDEAL LAP TIME : 1:19.883		BEST LAP TIME : 1:19.994		DIFFERENCE : 0.111			
LAP	SECTOR 1	SECTOR 2	SECTOR 3	LAP TIME	KPH	DIFF	TIME OF DAY
1 -	28.761	36.343	24.736	1:29.840	137.03	9.846	14:49:34.066
2 -	25.166	35.940	23.806	1:24.912	144.99	4.918	14:50:58.978
3 -	29.168	38.360	32.333	1:39.861	123.28	19.867	14:52:38.839
4 -	24.798	34.625	23.134	1:22.557	149.12	2.563	14:54:01.396
5 -	24.754	33.778	23.089	1:21.621	150.83	1.627	14:55:23.017
6 -	24.810	33.570	23.030	1:21.410	151.23	1.416	14:56:44.427
7 -	24.730	39.492	25.020	1:29.242	137.95	9.248	14:58:13.669
8 -	24.567	33.624	23.020	1:21.211	151.60	1.217	14:59:34.880
9 -	24.867	33.492	23.145	1:21.504	151.05	1.510	15:00:56.384
10 -	24.781	34.807	IN PIT	1:25.582	P 143.85	5.588	15:02:21.966
11 -	OUTLAP	40.452	24.639	11:03.833	18.54	9:43.839	15:13:25.799
12 -	26.519	34.737	23.501	1:24.757	145.25	4.763	15:14:50.556
13 -	24.796	33.360	22.749	1:20.905	152.17	0.911	15:16:11.461
14 -	24.391	33.406	22.711	1:20.508	152.92	0.514	15:17:31.969
15 -	24.401	33.259	22.814	1:20.474	152.98	0.480	15:18:52.443
16 -	24.642	33.338	26.334	1:24.314	146.02	4.320	15:20:16.757
17 -	32.715	44.805	IN PIT	1:44.386	P 117.94	24.392	15:22:01.143
18 -	OUTLAP	34.172	23.151	3:19.121	61.82	1:59.127	15:25:20.264
19 -	24.468	33.419	22.862	1:20.749	152.46	0.755	15:26:41.013
20 -	32.877	48.863	IN PIT	1:50.981	P 110.93	30.987	15:28:31.994
21 -	OUTLAP	36.826	23.670	21:28.243	9.55	20:08.249	15:50:00.237
22 -	24.864	33.985	23.077	1:21.926	150.27	1.932	15:51:22.163
23 -	24.786	33.705	23.439	1:21.930	150.27	1.936	15:52:44.093
24 -	24.438	33.239	22.911	1:20.588	152.77	0.594	15:54:04.681
25 -	24.822	40.681	23.369	1:28.872	138.53	8.878	15:55:33.553
26 -	24.339	33.342	22.929	1:20.610	152.73	0.616	15:56:54.163
27 -	24.670	35.605	24.010	1:24.285	146.07	4.291	15:58:18.448
28 -	24.335	33.191	22.939	1:20.465	(3) 153.00	0.471	15:59:38.913
29 -	24.482	33.041	22.944	1:20.467	153.00	0.473	16:00:59.380
30 -	24.456	33.277	22.834	1:20.567	152.81	0.573	16:02:19.947
31 -	24.462	33.381	22.931	1:20.774	152.42	0.780	16:03:40.721
32 -	33.464	48.224	IN PIT	1:48.378	P 113.59	28.384	16:05:29.099
33 -	OUTLAP	33.953	22.959	4:31.777	45.30	3:11.783	16:10:00.876
34 -	24.675	33.212	23.011	1:20.898	152.18	0.904	16:11:21.774
35 -	24.850	33.804	23.448	1:22.102	149.95	2.108	16:12:43.876
36 -	24.449	34.725	24.624	1:23.798	146.92	3.804	16:14:07.674
37 -	24.261	32.911	22.822	1:19.994 (1)	153.90		16:15:27.668
38 -	24.545	32.934	22.911	1:20.390	(2) 153.14	0.396	16:16:48.058
39 -	24.551	33.020	22.962	1:20.533	152.87	0.539	16:18:08.591
40 -	25.163	41.461	IN PIT	1:36.029	P 128.20	16.035	16:19:44.620

Ferrari Challenge Trofeo Pirelli UK

FREE PRACTICE - SECTOR ANALYSIS

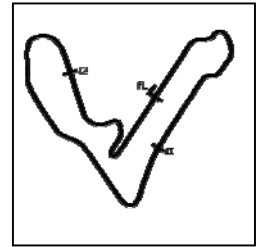


SECTOR 1 = FL to I1, SECTOR 2 = I1 to I2, SECTOR 3 = I2 to FL, DIFF = Difference To Personal Best Lap, P = Crossed Finish Line in Pit Lane, D = Time Disallowed

P2		79 P		Jamie CLARKE		488 Challenge - Stratstone, Manchester	
IDEAL LAP TIME : 1:20.204		BEST LAP TIME : 1:20.307		DIFFERENCE : 0.103			
LAP	SECTOR 1	SECTOR 2	SECTOR 3	LAP TIME	KPH	DIFF	TIME OF DAY
1 -	29.576	39.552	24.758	1:33.886	131.13	13.579	14:47:48.863
2 -	26.648	36.070	23.576	1:26.294	142.67	5.987	14:49:15.157
3 -	25.696	38.837	23.437	1:27.970	139.95	7.663	14:50:43.127
4 -	25.199	34.277	24.414	1:23.890	146.75	3.583	14:52:07.017
5 -	25.482	35.562	23.754	1:24.798	145.18	4.491	14:53:31.815
6 -	25.336	34.709	23.079	1:23.124	148.11	2.817	14:54:54.939
7 -	25.236	35.459	23.562	1:24.257	146.12	3.950	14:56:19.196
8 -	27.816	35.477	IN PIT	1:27.263 P	141.08	6.956	14:57:46.459
9 -	OUTLAP	42.483	30.060	10:25.918	19.66	9:05.611	15:08:12.377
10 -	28.274	36.185	24.446	1:28.905	138.48	8.598	15:09:41.282
11 -	24.886	34.009	23.030	1:21.925	150.27	1.618	15:11:03.207
12 -	24.863	33.892	22.823	1:21.578	150.91	1.271	15:12:24.785
13 -	24.868	33.649	22.776	1:21.293	151.44	0.986	15:13:46.078
14 -	24.853	33.838	22.859	1:21.550	150.97	1.243	15:15:07.628
15 -	27.682	35.686	IN PIT	1:26.360 P	142.56	6.053	15:16:33.988
16 -	OUTLAP	36.139	23.001	4:31.209	45.39	3:10.902	15:21:05.197
17 -	24.774	33.932	23.033	1:21.739	150.62	1.432	15:22:26.936
18 -	25.080	33.788	22.824	1:21.692	150.70	1.385	15:23:48.628
19 -	24.960	33.721	22.852	1:21.533	151.00	1.226	15:25:10.161
20 -	24.697	33.377	22.976	1:21.050	151.90	0.743	15:26:31.211
21 -	24.928	36.141	IN PIT	1:24.451 P	145.78	4.144	15:27:55.662
22 -	OUTLAP	36.865	24.299	22:16.380	9.21	20:56.073	15:50:12.042
23 -	25.111	34.847	23.126	1:23.084	148.18	2.777	15:51:35.126
24 -	24.770	33.911	22.736	1:21.417	151.21	1.110	15:52:56.543
25 -	24.925	33.710	22.868	1:21.503	151.05	1.196	15:54:18.046
26 -	24.586	33.501	22.767	1:20.854	152.27	0.547	15:55:38.900
27 -	27.518	36.935	IN PIT	1:27.228 P	141.14	6.921	15:57:06.128
28 -	OUTLAP	41.732	25.571	6:24.280	32.03	5:03.973	16:03:30.408
29 -	28.455	37.352	24.602	1:30.409	136.17	10.102	16:05:00.817
30 -	24.908	33.796	22.992	1:21.696	150.70	1.389	16:06:22.513
31 -	24.546	33.377	22.657	1:20.580 (3)	152.78	0.273	16:07:43.093
32 -	24.286	33.295	22.726	1:20.307 (1)	153.30		16:09:03.400
33 -	29.896	40.576	IN PIT	1:34.155 P	130.75	13.848	16:10:37.555
34 -	OUTLAP	35.041	23.191	5:50.371	35.13	4:30.064	16:16:27.926
35 -	24.607	36.159	24.685	1:25.451	144.07	5.144	16:17:53.377
36 -	24.598	33.296	22.772	1:20.666	152.62	0.359	16:19:14.043
37 -	24.406	33.261	22.822	1:20.489 (2)	152.96	0.182	16:20:34.532
38 -	24.641	33.412	22.905	1:20.958	152.07	0.651	16:21:55.490
39 -	28.864	49.273	IN PIT	1:51.161 P	110.75	30.854	16:23:46.651

Ferrari Challenge Trofeo Pirelli UK

FREE PRACTICE - SECTOR ANALYSIS



SECTOR 1 = FL to I1, SECTOR 2 = I1 to I2, SECTOR 3 = I2 to FL, DIFF = Difference To Personal Best Lap, P = Crossed Finish Line in Pit Lane, D = Time Disallowed

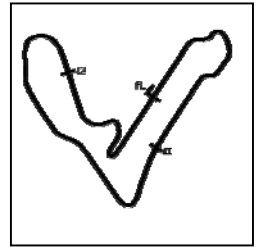
P3 60 P		Wayne MARRS		488 Challenge - Dick Lovett, Swindon			
IDEAL LAP TIME : 1:21.116		BEST LAP TIME : 1:21.116		DIFFERENCE : 0.000			
LAP	SECTOR 1	SECTOR 2	SECTOR 3	LAP TIME	KPH	DIFF	TIME OF DAY
1 -	34.603	40.391	25.488	1:40.482	122.52	19.366	14:36:03.303
2 -	29.967	37.747	23.604	1:31.318	134.82	10.202	14:37:34.621
3 -	25.717	34.377	22.986	1:23.080	148.19	1.964	14:38:57.701
4 -	32.230	44.457	IN PIT	1:41.733	P 121.01	20.617	14:40:39.434
5 -	OUTLAP	34.718	23.247	2:52.329	71.44	1:31.213	14:43:31.763
6 -	25.762	34.270	23.233	1:23.265	147.86	2.149	14:44:55.028
7 -	25.605	34.224	23.028	1:22.857	148.58	1.741	14:46:17.885
8 -	26.113	34.390	23.321	1:23.824	146.87	2.708	14:47:41.709
9 -	25.488	36.633	25.796	1:27.917	140.03	6.801	14:49:09.626
10 -	25.567	35.469	23.310	1:24.346	145.96	3.230	14:50:33.972
11 -	25.359	35.462	23.700	1:24.521	145.66	3.405	14:51:58.493
12 -	29.216	38.695	24.886	1:32.797	132.67	11.681	14:53:31.290
13 -	25.655	34.040	22.895	1:22.590	149.06	1.474	14:54:53.880
14 -	25.475	35.071	23.103	1:23.649	147.18	2.533	14:56:17.529
15 -	31.207	39.920	IN PIT	1:33.888	P 131.13	12.772	14:57:51.417
16 -	OUTLAP	37.461	23.662	41:36.251	4.93	40:15.135	15:39:27.668
17 -	25.520	34.742	24.243	1:24.505	145.69	3.389	15:40:52.173
18 -	29.338	41.313	IN PIT	1:33.887	P 131.13	12.771	15:42:26.060
19 -	OUTLAP	37.518	24.218	4:43.291	43.45	3:22.175	15:47:09.351
20 -	26.008	35.511	IN PIT	1:22.704	P 148.86	1.588	15:48:32.055
21 -	OUTLAP	34.901	23.289	5:02.315	40.72	3:41.199	15:53:34.370
22 -	26.574	34.334	23.156	1:24.064	146.45	2.948	15:54:58.434
23 -	25.175	33.991	23.058	1:22.224	(3) 149.73	1.108	15:56:20.658
24 -	25.389	34.901	23.267	1:23.557	147.34	2.441	15:57:44.215
25 -	25.231	34.277	23.252	1:22.760	148.76	1.644	15:59:06.975
26 -	25.277	34.259	23.298	1:22.834	148.63	1.718	16:00:29.809
27 -	30.839	39.201	IN PIT	1:32.453	P 133.16	11.337	16:02:02.262
28 -	OUTLAP	44.268	26.683	12:09.237	16.88	10:48.121	16:14:11.499
29 -	30.175	38.769	25.535	1:34.479	130.31	13.363	16:15:45.978
30 -	27.080	35.588	23.167	1:25.835	143.43	4.719	16:17:11.813
31 -	25.068	33.319	22.729	1:21.116	(1) 151.77		16:18:32.929
32 -	32.776	41.342	26.609	1:40.727	122.22	19.611	16:20:13.656
33 -	25.100	33.579	22.781	1:21.460	(2) 151.13	0.344	16:21:35.116
34 -	30.229	40.866	IN PIT	1:35.747	P 128.58	14.631	16:23:10.863

Weather / Track : Overcast / Dry

Croft
Circuit Length = 3.419 km
Start: 14:30 Flag 16:31 End: 16:31

Ferrari Challenge Trofeo Pirelli UK

FREE PRACTICE - SECTOR ANALYSIS



SECTOR 1 = FL to I1, SECTOR 2 = I1 to I2, SECTOR 3 = I2 to FL, DIFF = Difference To Personal Best Lap, P = Crossed Finish Line in Pit Lane, D = Time Disallowed

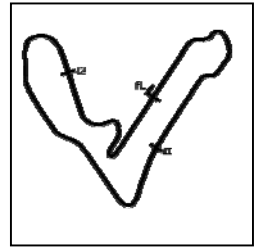
P4 43 P		Josh KIRKWOOD-JONES		488 Challenge - H R Owen, London			
IDEAL LAP TIME : 1:21.528		BEST LAP TIME : 1:21.804		DIFFERENCE : 0.276			
LAP	SECTOR 1	SECTOR 2	SECTOR 3	LAP TIME	KPH	DIFF	TIME OF DAY
1 -	33.457	45.849	31.206	1:50.512	111.40	28.708	14:52:59.378
2 -	30.134	38.319	26.058	1:34.511	130.26	12.707	14:54:33.889
3 -	33.683	41.727	26.482	1:41.892	120.83	20.088	14:56:15.781
4 -	26.315	34.867	23.383	1:24.565	145.58	2.761	14:57:40.346
5 -	32.094	44.044	25.678	1:41.816	120.92	20.012	14:59:22.162
6 -	25.684	34.875	23.323	1:23.882	146.77	2.078	15:00:46.044
7 -	35.177	46.929	IN PIT	1:51.041 P	110.87	29.237	15:02:37.085
8 -	OUTLAP	40.557	23.998	10:56.581	18.75	9:34.777	15:13:33.666
9 -	26.440	36.271	23.556	1:26.267	142.71	4.463	15:14:59.933
10 -	25.717	38.184	23.505	1:27.406	140.85	5.602	15:16:27.339
11 -	25.689	34.348	23.256	1:23.293	147.81	1.489	15:17:50.632
12 -	25.705	34.225	23.420	1:23.350	147.71	1.546	15:19:13.982
13 -	25.300	34.028	23.047	1:22.375	149.45	0.571	15:20:36.357
14 -	25.356	34.269	23.626	1:23.251	147.88	1.447	15:21:59.608
15 -	25.282	37.790	23.498	1:26.570	142.21	4.766	15:23:26.178
16 -	25.484	34.665	23.687	1:23.836	146.85	2.032	15:24:50.014
17 -	25.320	33.820	23.129	1:22.269	149.65	0.465	15:26:12.283
18 -	25.293	34.308	23.622	1:23.223	147.93	1.419	15:27:35.506
19 -	25.561	33.863	23.257	1:22.681	148.90	0.877	15:28:58.187
20 -	33.855	44.189	IN PIT	1:44.456 P	117.86	22.652	15:30:42.643
21 -	OUTLAP	42.723	25.205	16:59.848	12.07	15:38.044	15:47:42.491
22 -	26.904	35.555	23.500	1:25.959	143.22	4.155	15:49:08.450
23 -	25.331	34.727	23.354	1:23.412	147.60	1.608	15:50:31.862
24 -	25.280	40.014	23.410	1:28.704	138.79	6.900	15:52:00.566
25 -	25.181	33.640	22.983	1:21.804 (1)	150.50		15:53:22.370
26 -	24.905	33.901	23.066	1:21.872 (2)	150.37	0.068	15:54:44.242
27 -	25.153	36.939	IN PIT	1:27.936 P	140.00	6.132	15:56:12.178
28 -	OUTLAP	41.110	24.674	23:28.566	8.74	22:06.762	16:19:40.744
29 -	27.155	34.020	23.143	1:24.318	146.01	2.514	16:21:05.062
30 -	25.346	33.869	22.988	1:22.203 (3)	149.77	0.399	16:22:27.265
31 -	29.509	54.855	IN PIT	1:54.269 P	107.74	32.465	16:24:21.534

Weather / Track : Overcast / Dry

Croft
Circuit Length = 3.419 km
Start: 14:30 Flag 16:31 End: 16:31

Ferrari Challenge Trofeo Pirelli UK

FREE PRACTICE - SECTOR ANALYSIS

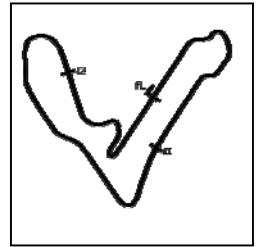


SECTOR 1 = FL to I1, SECTOR 2 = I1 to I2, SECTOR 3 = I2 to FL, DIFF = Difference To Personal Best Lap, P = Crossed Finish Line in Pit Lane, D = Time Disallowed

P5 27 P		Martin SMITH		488 Challenge - Graypaul, Birmingham			
IDEAL LAP TIME : 1:21.843		BEST LAP TIME : 1:21.843		DIFFERENCE : 0.000			
LAP	SECTOR 1	SECTOR 2	SECTOR 3	LAP TIME	KPH	DIFF	TIME OF DAY
1 -	29.896	38.489	25.059	1:33.444	131.75	11.601	14:50:48.862
2 -	26.554	38.687	24.109	1:29.350	137.79	7.507	14:52:18.212
3 -	25.847	34.350	23.598	1:23.795	146.92	1.952	14:53:42.007
4 -	28.662	39.122	IN PIT	1:34.013	P 130.95	12.170	14:55:16.020
5 -	OUTLAP	37.965	24.662	3:42.092	55.43	2:20.249	14:58:58.112
6 -	32.495	40.160	24.314	1:36.969	126.96	15.126	15:00:35.081
7 -	25.491	34.294	23.297	1:23.082	148.18	1.239	15:01:58.163
8 -	25.427	35.083	23.959	1:24.469	145.75	2.626	15:03:22.632
9 -	27.919	34.447	23.480	1:25.846	143.41	4.003	15:04:48.478
10 -	25.292	35.356	23.330	1:23.978	146.60	2.135	15:06:12.456
11 -	25.173	34.053	23.318	1:22.544	149.15	0.701	15:07:35.000
12 -	25.213	33.759	23.369	1:22.341	149.52	0.498	15:08:57.341
13 -	25.215	35.228	IN PIT	1:23.224	P 147.93	1.381	15:10:20.565
14 -	OUTLAP	34.936	24.059	14:05.788	14.55	12:43.945	15:24:26.353
15 -	25.962	34.068	23.560	1:23.590	147.28	1.747	15:25:49.943
16 -	25.190	34.255	23.965	1:23.410	147.60	1.567	15:27:13.353
17 -	25.373	34.285	25.099	1:24.757	145.25	2.914	15:28:38.110
18 -	25.209	34.863	23.569	1:23.641	147.19	1.798	15:30:01.751
19 -	25.365	33.881	23.423	1:22.669	148.92	0.826	15:31:24.420
20 -	25.186	34.255	23.538	1:22.979	148.37	1.136	15:32:47.399
21 -	25.305	33.825	23.454	1:22.584	149.08	0.741	15:34:09.983
22 -	25.365	33.780	23.482	1:22.627	149.00	0.784	15:35:32.610
23 -	25.112	33.668	23.300	1:22.080	(2) 149.99	0.237	15:36:54.690
24 -	28.750	38.191	IN PIT	1:31.076	P 135.17	9.233	15:38:25.766
25 -	OUTLAP	45.451	30.183	34:22.658	5.96	33:00.815	16:12:48.424
26 -	34.065	39.741	26.160	1:39.966	123.15	18.123	16:14:28.390
27 -	32.612	37.674	23.642	1:33.928	131.07	12.085	16:16:02.318
28 -	25.304	33.922	23.518	1:22.744	148.79	0.901	16:17:25.062
29 -	25.030	33.567	23.246	1:21.843 (1)	150.42		16:18:46.905
30 -	25.352	34.448	23.430	1:23.230	147.92	1.387	16:20:10.135
31 -	25.037	33.799	23.314	1:22.150	(3) 149.86	0.307	16:21:32.285
32 -	25.269	34.013	24.954	1:24.236	146.15	2.393	16:22:56.521
33 -	37.257	52.416	IN PIT	1:59.232	P 103.25	37.389	16:24:55.753

Ferrari Challenge Trofeo Pirelli UK

FREE PRACTICE - SECTOR ANALYSIS



SECTOR 1 = FL to I1, SECTOR 2 = I1 to I2, SECTOR 3 = I2 to FL, DIFF = Difference To Personal Best Lap, P = Crossed Finish Line in Pit Lane, D = Time Disallowed

P6		72 P		Jon WOOD		488 Challenge - Carrs Ferrari	
IDEAL LAP TIME : 1:21.568		BEST LAP TIME : 1:22.079		DIFFERENCE : 0.511			
LAP	SECTOR 1	SECTOR 2	SECTOR 3	LAP TIME	KPH	DIFF	TIME OF DAY
1 -	30.081	38.667	25.467	1:34.215	130.67	12.136	14:38:38.355
2 -	27.044	36.095	23.838	1:26.977	141.55	4.898	14:40:05.332
3 -	25.600	35.223	23.688	1:24.511	145.68	2.432	14:41:29.843
4 -	25.083	35.691	IN PIT	1:27.366	P 140.92	5.287	14:42:57.209
5 -	OUTLAP	34.067	26.638	2:21.771	86.84	59.692	14:45:18.980
6 -	30.884	35.851	23.513	1:30.248	136.42	8.169	14:46:49.228
7 -	24.921	34.487	23.196	1:22.604	149.04	0.525	14:48:11.832
8 -	24.888	35.316	23.577	1:23.781	146.95	1.702	14:49:35.613
9 -	36.716	55.899	42.262	2:14.877	91.28	52.798	14:51:50.490
10 -	25.524	34.488	23.321	1:23.333	147.74	1.254	14:53:13.823
11 -	24.812	34.490	23.405	1:22.707	148.85	0.628	14:54:36.530
12 -	26.721	33.978	23.696	1:24.395	145.88	2.316	14:56:00.925
13 -	25.547	34.188	23.385	1:23.120	148.11	1.041	14:57:24.045
14 -	24.956	35.194	24.046	1:24.196	146.22	2.117	14:58:48.241
15 -	25.112	34.334	IN PIT	1:23.109	P 148.13	1.030	15:00:11.350
16 -	OUTLAP	37.607	23.741	5:25.691	37.80	4:03.612	15:05:37.041
17 -	25.078	33.899	23.527	1:22.504	(3) 149.22	0.425	15:06:59.545
18 -	25.037	33.954	23.088	1:22.079	(1) 149.99		15:08:21.624
19 -	24.941	33.668	IN PIT	1:23.001	P 148.33	0.922	15:09:44.625
20 -	OUTLAP	40.102	24.698	3:42.310	55.38	2:20.231	15:13:26.935
21 -	25.921	35.480	23.723	1:25.124	144.63	3.045	15:14:52.059
22 -	25.301	34.217	23.287	1:22.805	148.68	0.726	15:16:14.864
23 -	24.858	34.096	23.369	1:22.323	(2) 149.55	0.244	15:17:37.187
24 -	25.052	34.538	23.553	1:23.143	148.07	1.064	15:19:00.330
25 -	27.976	38.626	IN PIT	1:31.341	P 134.78	9.262	15:20:31.671
26 -	OUTLAP	41.117	25.339	53:22.869	3.84	52:00.790	16:13:54.540
27 -	25.423	34.210	23.156	1:22.789	148.71	0.710	16:15:17.329
28 -	59.292	44.624	IN PIT	2:08.737	P 95.63	46.658	16:17:26.066
29 -	OUTLAP	36.114	23.546	3:49.581	53.62	2:27.502	16:21:15.647
30 -	25.082	35.961	24.429	1:25.472	144.04	3.393	16:22:41.119
31 -	38.115	51.705	IN PIT	1:58.414	P 103.97	36.335	16:24:39.533

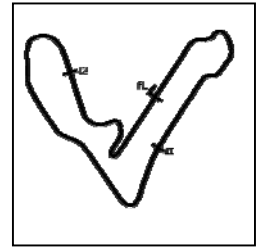
P7		8 S		Mark MCALLISTER		488 Challenge - Lancaster Ferrari, Colchester	
IDEAL LAP TIME : 1:22.127		BEST LAP TIME : 1:22.456		DIFFERENCE : 0.329			
LAP	SECTOR 1	SECTOR 2	SECTOR 3	LAP TIME	KPH	DIFF	TIME OF DAY
1 -	27.899	37.294	24.574	1:29.767	137.15	7.311	14:42:34.465
2 -	26.599	35.710	24.302	1:26.611	142.14	4.155	14:44:01.076
3 -	26.209	34.780	23.803	1:24.792	145.19	2.336	14:45:25.868
4 -	26.046	34.914	23.899	1:24.859	145.08	2.403	14:46:50.727
5 -	25.836	34.566	23.731	1:24.133	146.33	1.677	14:48:14.860
6 -	25.508	34.371	23.780	1:23.659	(2) 147.16	1.203	14:49:38.519
7 -	31.597	42.338	IN PIT	1:44.196	P 118.15	21.740	14:51:22.715
8 -	OUTLAP	35.898	24.107	3:09.453	64.98	1:46.997	14:54:32.168
9 -	32.040	37.306	23.622	1:32.968	132.42	10.512	14:56:05.136
10 -	25.742	1:05.584	IN PIT	1:59.329	P 103.17	36.873	14:58:04.465
11 -	OUTLAP	39.070	25.351	1:18:31.409	2.61	1:17:08.953	16:16:35.874
12 -	25.860	34.823	23.597	1:24.280	146.08	1.824	16:18:00.154
13 -	25.968	34.597	23.298	1:23.863	(3) 146.80	1.407	16:19:24.017
14 -	24.909	33.920	23.627	1:22.456	(1) 149.31		16:20:46.473
15 -	25.081	34.246	IN PIT	1:25.670	P 143.71	3.214	16:22:12.143

Weather / Track : Overcast / Dry

Croft
Circuit Length = 3.419 km
Start: 14:30 Flag 16:31 End: 16:31

Ferrari Challenge Trofeo Pirelli UK

FREE PRACTICE - SECTOR ANALYSIS

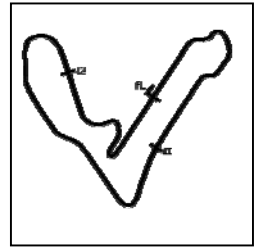


SECTOR 1 = FL to I1, SECTOR 2 = I1 to I2, SECTOR 3 = I2 to FL, DIFF = Difference To Personal Best Lap, P = Crossed Finish Line in Pit Lane, D = Time Disallowed

P8 69 S		Toby FLANNAGAN		488 Challenge - Maranello Sales			
IDEAL LAP TIME : 1:22.278		BEST LAP TIME : 1:22.470		DIFFERENCE : 0.192			
LAP	SECTOR 1	SECTOR 2	SECTOR 3	LAP TIME	KPH	DIFF	TIME OF DAY
1 -	30.391	38.126	24.396	1:32.913	132.50	10.443	14:37:55.582
2 -	30.622	38.319	IN PIT	1:32.798 P	132.67	10.328	14:39:28.380
3 -	OUTLAP	35.108	23.995	2:06.239	97.52	43.769	14:41:34.619
4 -	25.113	34.936	23.492	1:23.541 (3)	147.37	1.071	14:42:58.160
5 -	25.593	35.174	23.401	1:24.168	146.27	1.698	14:44:22.328
6 -	25.559	35.276	23.479	1:24.314	146.02	1.844	14:45:46.642
7 -	25.454	38.110	23.396	1:26.960	141.57	4.490	14:47:13.602
8 -	25.180	36.382	23.854	1:25.416	144.13	2.946	14:48:39.018
9 -	26.503	35.327	23.812	1:25.642	143.75	3.172	14:50:04.660
10 -	25.399	36.396	28.085	1:29.880	136.97	7.410	14:51:34.540
11 -	25.795	35.494	23.746	1:25.035	144.78	2.565	14:52:59.575
12 -	25.502	35.304	23.862	1:24.668	145.41	2.198	14:54:24.243
13 -	27.459	35.290	23.523	1:26.272	142.70	3.802	14:55:50.515
14 -	25.696	34.793	23.522	1:24.011	146.54	1.541	14:57:14.526
15 -	25.678	40.100	26.156	1:31.934	133.91	9.464	14:58:46.460
16 -	25.568	35.126	25.543	1:26.237	142.76	3.767	15:00:12.697
17 -	30.918	41.090	IN PIT	1:35.714 P	128.62	13.244	15:01:48.411
18 -	OUTLAP	44.032	26.780	25:18.146	8.10	23:55.676	15:27:06.557
19 -	28.438	37.545	25.629	1:31.612	134.38	9.142	15:28:38.169
20 -	26.633	36.239	24.724	1:27.596	140.55	5.126	15:30:05.765
21 -	26.138	36.084	24.687	1:26.909	141.66	4.439	15:31:32.674
22 -	26.485	36.635	23.608	1:26.728	141.95	4.258	15:32:59.402
23 -	25.435	36.483	23.816	1:25.734	143.60	3.264	15:34:25.136
24 -	25.498	35.173	23.711	1:24.382	145.90	1.912	15:35:49.518
25 -	25.258	34.162	23.050	1:22.470 (1)	149.28		15:37:11.988
26 -	25.894	34.801	25.239	1:25.934	143.26	3.464	15:38:37.922
27 -	25.164	34.115	23.590	1:22.869 (2)	148.56	0.399	15:40:00.791
28 -	25.402	38.547	IN PIT	1:28.753 P	138.71	6.283	15:41:29.544

Ferrari Challenge Trofeo Pirelli UK

FREE PRACTICE - SECTOR ANALYSIS



SECTOR 1 = FL to I1, SECTOR 2 = I1 to I2, SECTOR 3 = I2 to FL, DIFF = Difference To Personal Best Lap, P = Crossed Finish Line in Pit Lane, D = Time Disallowed

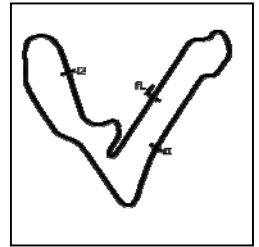
P9 22 S		Gary REDMAN		488 Challenge - Graypaul, Nottingham			
IDEAL LAP TIME : 1:22.355		BEST LAP TIME : 1:22.492		DIFFERENCE : 0.137			
LAP	SECTOR 1	SECTOR 2	SECTOR 3	LAP TIME	KPH	DIFF	TIME OF DAY
1 -	26.420	36.408	24.624	1:27.452	140.78	4.960	14:36:05.013
2 -	26.905	35.377	23.518	1:25.800	143.49	3.308	14:37:30.813
3 -	25.918	35.132	23.478	1:24.528	145.65	2.036	14:38:55.341
4 -	26.218	35.997	23.570	1:25.785	143.51	3.293	14:40:21.126
5 -	26.007	35.365	23.907	1:25.279	144.36	2.787	14:41:46.405
6 -	25.520	34.984	23.961	1:24.465	145.76	1.973	14:43:10.870
7 -	25.587	35.566	23.613	1:24.766	145.24	2.274	14:44:35.636
8 -	26.521	37.057	25.955	1:29.533	137.50	7.041	14:46:05.169
9 -	26.820	35.395	23.841	1:26.056	143.06	3.564	14:47:31.225
10 -	26.870	38.052	23.993	1:28.915	138.46	6.423	14:49:00.140
11 -	25.553	34.921	23.739	1:24.213	146.19	1.721	14:50:24.353
12 -	30.674	41.942	26.292	1:38.908	124.47	16.416	14:52:03.261
13 -	26.672	37.923	28.096	1:32.691	132.82	10.199	14:53:35.952
14 -	25.896	35.474	23.928	1:25.298	144.33	2.806	14:55:01.250
15 -	26.274	36.561	IN PIT	1:28.361 P	139.33	5.869	14:56:29.611
16 -	OUTLAP	41.803	25.464	6:49.129	30.09	5:26.637	15:03:18.740
17 -	26.825	35.422	23.710	1:25.957	143.23	3.465	15:04:44.697
18 -	25.224	35.105	23.334	1:23.663	147.15	1.171	15:06:08.360
19 -	25.260	36.291	23.111	1:24.662	145.42	2.170	15:07:33.022
20 -	25.447	34.521	23.246	1:23.214 (3)	147.95	0.722	15:08:56.236
21 -	25.038	34.206	23.248	1:22.492 (1)	149.24		15:10:18.728
22 -	25.636	34.665	23.534	1:23.835	146.85	1.343	15:11:42.563
23 -	25.375	35.626	25.881	1:26.882	141.70	4.390	15:13:09.445
24 -	29.999	38.395	IN PIT	1:32.773 P	132.70	10.281	15:14:42.218
25 -	OUTLAP	37.393	23.973	13:08.257	15.61	11:45.765	15:27:50.475
26 -	25.974	35.048	27.838	1:28.860	138.55	6.368	15:29:19.335
27 -	27.314	36.727	25.373	1:29.414	137.69	6.922	15:30:48.749
28 -	25.692	35.447	23.734	1:24.873	145.05	2.381	15:32:13.622
29 -	25.805	34.708	23.670	1:24.183	146.24	1.691	15:33:37.805
30 -	25.844	35.075	23.884	1:24.803	145.17	2.311	15:35:02.608
31 -	25.802	34.909	23.502	1:24.213	146.19	1.721	15:36:26.821
32 -	25.676	34.771	24.452	1:24.899	145.01	2.407	15:37:51.720
33 -	27.532	37.061	23.833	1:28.426	139.23	5.934	15:39:20.146
34 -	25.594	34.984	23.364	1:23.942	146.66	1.450	15:40:44.088
35 -	25.748	37.247	24.698	1:27.693	140.39	5.201	15:42:11.781
36 -	26.244	34.271	23.777	1:24.292	146.05	1.800	15:43:36.073
37 -	27.172	34.538	23.430	1:25.140	144.60	2.648	15:45:01.213
38 -	27.106	34.853	23.587	1:25.546	143.91	3.054	15:46:26.759
39 -	25.711	35.101	23.781	1:24.593	145.53	2.101	15:47:51.352
40 -	25.401	34.542	23.242	1:23.185 (2)	148.00	0.693	15:49:14.537
41 -	25.842	34.597	23.309	1:23.748	147.00	1.256	15:50:38.285
42 -	25.412	35.287	23.651	1:24.350	145.95	1.858	15:52:02.635
43 -	25.787	34.739	23.909	1:24.435	145.81	1.943	15:53:27.070
44 -	25.993	35.221	23.957	1:25.171	144.55	2.679	15:54:52.241
45 -	26.011	35.181	24.068	1:25.260	144.40	2.768	15:56:17.501
46 -	25.900	38.414	IN PIT	1:31.605 P	134.39	9.113	15:57:49.106

Weather / Track : Overcast / Dry

Croft
Circuit Length = 3.419 km
Start: 14:30 Flag 16:31 End: 16:31

Ferrari Challenge Trofeo Pirelli UK

FREE PRACTICE - SECTOR ANALYSIS



SECTOR 1 = FL to I1, SECTOR 2 = I1 to I2, SECTOR 3 = I2 to FL, DIFF = Difference To Personal Best Lap, P = Crossed Finish Line in Pit Lane, D = Time Disallowed

P10 83 S		Richard GUY		488 Challenge - Charles Hurst			
IDEAL LAP TIME : 1:22.830		BEST LAP TIME : 1:23.109		DIFFERENCE : 0.279			
LAP	SECTOR 1	SECTOR 2	SECTOR 3	LAP TIME	KPH	DIFF	TIME OF DAY
1 -	26.723	37.826	24.306	1:28.855	138.55	5.746	14:54:09.716
2 -	26.471	36.173	24.069	1:26.713	141.98	3.604	14:55:36.429
3 -	25.977	35.451	IN PIT	1:24.490 P	145.71	1.381	14:57:00.919
4 -	OUTLAP	35.673	23.725	2:09.611	94.98	46.502	14:59:10.530
5 -	25.559	35.490	24.385	1:25.434	144.10	2.325	15:00:35.964
6 -	25.922	35.094	23.284	1:24.300	146.04	1.191	15:02:00.264
7 -	25.297	34.383	23.429	1:23.109 (1)	148.13		15:03:23.373
8 -	27.426	35.321	23.295	1:26.042	143.08	2.933	15:04:49.415
9 -	25.393	35.965	23.723	1:25.081	144.70	1.972	15:06:14.496
10 -	25.163	34.865	23.677	1:23.705 (2)	147.08	0.596	15:07:38.201
11 -	25.179	36.507	28.949	1:30.635	135.83	7.526	15:09:08.836
12 -	30.000	35.221	23.489	1:28.710	138.78	5.601	15:10:37.546
13 -	25.905	34.978	23.540	1:24.423	145.83	1.314	15:12:01.969
14 -	26.159	35.467	24.163	1:25.789	143.51	2.680	15:13:27.758
15 -	25.634	35.483	23.892	1:25.009	144.82	1.900	15:14:52.767
16 -	25.355	34.979	23.481	1:23.815 (3)	146.89	0.706	15:16:16.582
17 -	25.333	35.798	IN PIT	1:28.824 P	138.60	5.715	15:17:45.406
18 -	OUTLAP	36.892	23.643	3:31.672	58.16	2:08.563	15:21:17.078
19 -	25.762	34.691	23.640	1:24.093	146.40	0.984	15:22:41.171
20 -	25.604	35.350	23.383	1:24.337	145.98	1.228	15:24:05.508
21 -	27.011	40.154	IN PIT	1:35.195 P	129.33	12.086	15:25:40.703
22 -	OUTLAP	44.233	29.791	39:56.268	5.13	38:33.159	16:05:36.971
23 -	30.430	40.310	28.496	1:39.236	124.06	16.127	16:07:16.207
24 -	30.759	39.346	24.283	1:34.388	130.43	11.279	16:08:50.595
25 -	26.502	35.474	24.038	1:26.014	143.13	2.905	16:10:16.609
26 -	26.238	35.437	23.692	1:25.367	144.22	2.258	16:11:41.976
27 -	32.869	47.516	IN PIT	1:49.934 P	111.99	26.825	16:13:31.910

P11 13 S		Stuart WILLSON		488 Challenge - Graypaul, Nottingham			
IDEAL LAP TIME : 1:23.454		BEST LAP TIME : 1:23.695		DIFFERENCE : 0.241			
LAP	SECTOR 1	SECTOR 2	SECTOR 3	LAP TIME	KPH	DIFF	TIME OF DAY
1 -	27.867	37.380	25.059	1:30.306	136.33	6.611	15:25:01.753
2 -	26.298	35.445	23.885	1:25.628	143.78	1.933	15:26:27.381
3 -	25.599	34.806	23.750	1:24.155 (3)	146.29	0.460	15:27:51.536
4 -	25.774	34.860	26.151	1:26.785	141.86	3.090	15:29:18.321
5 -	25.729	36.776	24.728	1:27.233	141.13	3.538	15:30:45.554
6 -	25.723	34.783	23.972	1:24.478	145.73	0.783	15:32:10.032
7 -	25.483	34.465	23.753	1:23.701 (2)	147.09	0.006	15:33:33.733
8 -	25.596	35.985	IN PIT	1:25.273 P	144.37	1.578	15:34:59.006
9 -	OUTLAP	45.214	28.152	29:12.122	7.02	27:48.427	16:04:11.128
10 -	29.391	39.725	26.086	1:35.202	129.32	11.507	16:05:46.330
11 -	26.616	36.237	27.121	1:29.974	136.83	6.279	16:07:16.304
12 -	32.969	44.629	IN PIT	1:46.701 P	115.38	23.006	16:09:03.005
13 -	OUTLAP	43.661	26.536	4:08.847	49.47	2:45.152	16:13:11.852
14 -	28.089	37.027	24.508	1:29.624	137.36	5.929	16:14:41.476
15 -	25.813	34.751	23.747	1:24.311	146.02	0.616	16:16:05.787
16 -	25.636	34.933	25.165	1:25.734	143.60	2.039	16:17:31.521
17 -	25.724	34.464	23.507	1:23.695 (1)	147.10		16:18:55.216
18 -	25.780	34.621	24.316	1:24.717	145.32	1.022	16:20:19.933
19 -	25.958	37.416	24.862	1:28.236	139.53	4.541	16:21:48.169
20 -	25.903	41.803	IN PIT	1:33.644 P	131.47	9.949	16:23:21.813

Weather / Track : Overcast / Dry

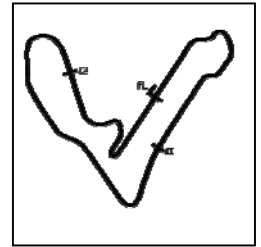
Croft

Circuit Length = 3.419 km

Start: 14:30 Flag 16:31 End: 16:31

Ferrari Challenge Trofeo Pirelli UK

FREE PRACTICE - SECTOR ANALYSIS



SECTOR 1 = FL to I1, SECTOR 2 = I1 to I2, SECTOR 3 = I2 to FL, DIFF = Difference To Personal Best Lap, P = Crossed Finish Line in Pit Lane, D = Time Disallowed

P12		1 S		Alex MOSS		488 Challenge - Graypaul, Birmingham	
IDEAL LAP TIME : 1:23.296		BEST LAP TIME : 1:23.715		DIFFERENCE : 0.419			
LAP	SECTOR 1	SECTOR 2	SECTOR 3	LAP TIME	KPH	DIFF	TIME OF DAY
1 -	26.962	34.945	23.236	1:25.143	144.59	1.428	14:50:06.683
2 -	25.822	35.056	26.215	1:27.093	141.36	3.378	14:51:33.776
3 -	25.993	34.769	23.591	1:24.353 (3)	145.95	0.638	14:52:58.129
4 -	25.620	34.703	23.392	1:23.715 (1)	147.06		14:54:21.844
5 -	30.626	41.695	IN PIT	1:38.975 P	124.39	15.260	14:56:00.819
6 -	OUTLAP	35.805	23.619	13:09.696	15.59	11:45.981	15:09:10.515
7 -	29.070	35.971	23.262	1:28.303	139.42	4.588	15:10:38.818
8 -	26.387	35.812	24.204	1:26.403	142.49	2.688	15:12:05.221
9 -	25.916	35.255	23.081	1:24.252 (2)	146.12	0.537	15:13:29.473
10 -	25.512	35.332	23.532	1:24.376	145.91	0.661	15:14:53.849
11 -	25.937	39.746	IN PIT	1:30.883 P	135.46	7.168	15:16:24.732
12 -	OUTLAP	39.421	23.818	4:54.567	41.79	3:30.852	15:21:19.299
13 -	25.886	35.356	23.547	1:24.789	145.20	1.074	15:22:44.088
14 -	26.294	34.942	23.583	1:24.819	145.15	1.104	15:24:08.907
15 -	25.661	36.174	23.814	1:25.649	143.74	1.934	15:25:34.556
16 -	25.821	35.161	23.507	1:24.489	145.71	0.774	15:26:59.045
17 -	25.789	36.372	23.809	1:25.970	143.20	2.255	15:28:25.015
18 -	26.638	34.975	IN PIT	1:26.290 P	142.67	2.575	15:29:51.305
19 -	OUTLAP	43.632	25.548	22:58.248	8.93	21:34.533	15:52:49.553
20 -	32.147	38.172	23.837	1:34.156	130.75	10.441	15:54:23.709
21 -	26.039	36.190	IN PIT	1:25.666 P	143.71	1.951	15:55:49.375

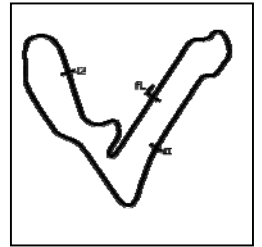
P13		40 S		Jamie THWAITES		488 Challenge - JCT600 Brooklands Leeds	
IDEAL LAP TIME : 1:23.793		BEST LAP TIME : 1:24.020		DIFFERENCE : 0.227			
LAP	SECTOR 1	SECTOR 2	SECTOR 3	LAP TIME	KPH	DIFF	TIME OF DAY
1 -	26.874	36.085	24.428	1:27.387	140.88	3.367	15:06:45.454
2 -	25.866	35.431	24.068	1:25.365	144.22	1.345	15:08:10.819
3 -	25.744	34.637	24.213	1:24.594 (3)	145.53	0.574	15:09:35.413
4 -	25.935	35.541	IN PIT	1:26.109 P	142.97	2.089	15:11:01.522
5 -	OUTLAP	37.241	25.712	4:27.727	45.98	3:03.707	15:15:29.249
6 -	25.839	35.157	24.149	1:25.145	144.59	1.125	15:16:54.394
7 -	25.456	35.315	23.808	1:24.579 (2)	145.56	0.559	15:18:18.973
8 -	25.348	34.823	23.849	1:24.020 (1)	146.53		15:19:42.993
9 -	30.847	42.858	IN PIT	1:40.776 P	122.16	16.756	15:21:23.769
10 -	OUTLAP	44.165	28.778	56:34.197	3.62	55:10.177	16:17:57.966
11 -	29.214	40.742	29.571	1:39.527	123.70	15.507	16:19:37.493
12 -	37.949	42.408	27.558	1:47.915	114.08	23.895	16:21:25.408
13 -	26.023	39.003	27.660	1:32.686	132.83	8.666	16:22:58.094
14 -	37.540	52.133	IN PIT	2:02.700 P	100.33	38.680	16:25:00.794

Weather / Track : Overcast / Dry

Croft
Circuit Length = 3.419 km
Start: 14:30 Flag 16:31 End: 16:31

Ferrari Challenge Trofeo Pirelli UK

FREE PRACTICE - SECTOR ANALYSIS



SECTOR 1 = FL to I1, SECTOR 2 = I1 to I2, SECTOR 3 = I2 to FL, DIFF = Difference To Personal Best Lap, P = Crossed Finish Line in Pit Lane, D = Time Disallowed

P14 18 S		David GROVER		488 Challenge - H R Owen, London			
IDEAL LAP TIME : 1:24.036		BEST LAP TIME : 1:24.463		DIFFERENCE : 0.427			
LAP	SECTOR 1	SECTOR 2	SECTOR 3	LAP TIME	KPH	DIFF	TIME OF DAY
1 -	29.713	39.251	26.014	1:34.978	129.62	10.515	14:43:47.227
2 -	27.362	36.482	24.190	1:28.034	139.85	3.571	14:45:15.261
3 -	27.688	36.660	24.490	1:28.838	138.58	4.375	14:46:44.099
4 -	26.392	35.639	23.567	1:25.598	143.83	1.135	14:48:09.697
5 -	26.330	35.078	23.899	1:25.307	144.32	0.844	14:49:35.004
6 -	32.582	44.083	35.536	1:52.201	109.72	27.738	14:51:27.205
7 -	27.576	35.755	23.894	1:27.225	141.14	2.762	14:52:54.430
8 -	26.088	35.146	23.809	1:25.043	144.76	0.580	14:54:19.473
9 -	26.530	36.833	IN PIT	1:28.955	P 138.40	4.492	14:55:48.428
10 -	OUTLAP	38.796	28.565	3:16.540	62.64	1:52.077	14:59:04.968
11 -	26.303	35.755	23.622	1:25.680	143.69	1.217	15:00:30.648
12 -	26.277	34.999	24.411	1:25.687	143.68	1.224	15:01:56.335
13 -	26.010	35.859	24.064	1:25.933	143.27	1.470	15:03:22.268
14 -	33.133	41.430	26.529	1:41.092	121.78	16.629	15:05:03.360
15 -	25.964	35.810	IN PIT	1:27.200	P 141.18	2.737	15:06:30.560
16 -	OUTLAP	37.526	24.958	21:36.150	9.49	20:11.687	15:28:06.710
17 -	26.125	35.240	23.537	1:24.902	(3) 145.01	0.439	15:29:31.612
18 -	26.176	35.565	24.035	1:25.776	143.53	1.313	15:30:57.388
19 -	25.865	35.328	23.947	1:25.140	144.60	0.677	15:32:22.528
20 -	26.252	35.354	24.091	1:25.697	143.66	1.234	15:33:48.225
21 -	25.545	34.954	23.964	1:24.463	(1) 145.76		15:35:12.688
22 -	26.034	35.302	24.123	1:25.459	144.06	0.996	15:36:38.147
23 -	25.836	35.238	23.719	1:24.793	(2) 145.19	0.330	15:38:02.940
24 -	31.503	37.543	24.517	1:33.563	131.58	9.100	15:39:36.503
25 -	26.155	38.265	IN PIT	1:32.792	P 132.67	8.329	15:41:09.295
26 -	OUTLAP	39.229	26.490	4:00.454	51.20	2:35.991	15:45:09.749
27 -	27.899	37.260	24.870	1:30.029	136.75	5.566	15:46:39.778
28 -	26.692	35.924	24.246	1:26.862	141.73	2.399	15:48:06.640
29 -	26.241	36.143	24.436	1:26.820	141.80	2.357	15:49:33.460
30 -	25.911	35.437	23.763	1:25.111	144.65	0.648	15:50:58.571
31 -	32.730	46.091	IN PIT	1:51.977	P 109.94	27.514	15:52:50.548

P15 25 S		Neil MILLER		488 Challenge - Meridien Modena			
IDEAL LAP TIME : 1:24.927		BEST LAP TIME : 1:24.963		DIFFERENCE : 0.036			
LAP	SECTOR 1	SECTOR 2	SECTOR 3	LAP TIME	KPH	DIFF	TIME OF DAY
1 -	28.972	39.022	28.107	1:36.101	128.11	11.138	14:42:58.422
2 -	29.772	37.113	26.065	1:32.950	132.45	7.987	14:44:31.372
3 -	29.221	38.268	IN PIT	1:33.538	P 131.62	8.575	14:46:04.910
4 -	OUTLAP	39.401	25.247	3:02.908	67.31	1:37.945	14:49:07.818
5 -	27.084	38.228	25.152	1:30.464	136.09	5.501	14:50:38.282
6 -	27.030	36.644	24.798	1:28.472	139.15	3.509	14:52:06.754
7 -	28.222	36.983	25.587	1:30.792	135.60	5.829	14:53:37.546
8 -	26.319	36.083	24.644	1:27.046	141.43	2.083	14:55:04.592
9 -	26.576	35.802	24.593	1:26.971	141.56	2.008	14:56:31.563
10 -	27.128	38.651	IN PIT	1:30.929	P 135.39	5.966	14:58:02.492
11 -	OUTLAP	46.191	24.969	32:02.145	6.40	30:37.182	15:30:04.637
12 -	26.526	36.097	24.592	1:27.215	141.16	2.252	15:31:31.852
13 -	26.848	44.370	25.165	1:36.383	127.73	11.420	15:33:08.235
14 -	26.790	35.941	24.093	1:26.824	141.79	1.861	15:34:35.059
15 -	26.707	36.167	24.154	1:27.028	141.46	2.065	15:36:02.087
16 -	26.327	35.412	23.985	1:25.724	(3) 143.61	0.761	15:37:27.811
17 -	26.107	35.178	24.075	1:25.360	(2) 144.23	0.397	15:38:53.171
18 -	26.143	35.030	23.790	1:24.963	(1) 144.90		15:40:18.134
19 -	31.359	44.000	IN PIT	1:41.103	P 121.77	16.140	15:41:59.237

Weather / Track : Overcast / Dry

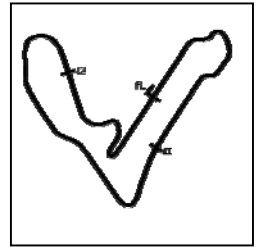
Croft

Circuit Length = 3.419 km

Start: 14:30 Flag 16:31 End: 16:31

Ferrari Challenge Trofeo Pirelli UK

FREE PRACTICE - SECTOR ANALYSIS



SECTOR 1 = FL to I1, SECTOR 2 = I1 to I2, SECTOR 3 = I2 to FL, DIFF = Difference To Personal Best Lap, P = Crossed Finish Line in Pit Lane, D = Time Disallowed

P16 14 S		Imran KARA		488 Challenge - Graypaul, Birmingham			
IDEAL LAP TIME : 1:24.015		BEST LAP TIME : 1:25.031		DIFFERENCE : 1.016			
LAP	SECTOR 1	SECTOR 2	SECTOR 3	LAP TIME	KPH	DIFF	TIME OF DAY
1 -	27.704	37.690	24.104	1:29.498	137.56	4.467	14:55:45.328
2 -	26.958	36.484	23.949	1:27.391	140.87	2.360	14:57:12.719
3 -	27.030	41.183	30.636	1:38.849	124.54	13.818	14:58:51.568
4 -	27.683	36.212	23.836	1:27.731	140.33	2.700	15:00:19.299
5 -	26.320	36.407	23.931	1:26.658	142.07	1.627	15:01:45.957
6 -	26.393	36.481	24.182	1:27.056	141.42	2.025	15:03:13.013
7 -	26.358	36.455	23.649	1:26.462	142.39	1.431	15:04:39.475
8 -	26.154	58.553	IN PIT	1:49.467	P 112.46	24.436	15:06:28.942
9 -	OUTLAP	37.126	23.786	3:41.473	55.58	2:16.442	15:10:10.415
10 -	25.921	36.467	23.391	1:25.779	143.52	0.748	15:11:36.194
11 -	25.554	36.009	28.412	1:29.975	136.83	4.944	15:13:06.169
12 -	26.918	35.896	23.781	1:26.595	142.17	1.564	15:14:32.764
13 -	26.161	1:09.219	23.886	1:59.266	103.22	34.235	15:16:32.030
14 -	26.136	36.188	IN PIT	1:25.157	P 144.57	0.126	15:17:57.187
15 -	OUTLAP	38.374	24.934	17:01.542	12.05	15:36.511	15:34:58.729
16 -	26.031	46.025	24.374	1:36.430	127.67	11.399	15:36:35.159
17 -	26.415	36.120	23.881	1:26.416	142.46	1.385	15:38:01.575
18 -	36.320	36.579	23.684	1:36.583	127.47	11.552	15:39:38.158
19 -	25.723	39.595	IN PIT	1:37.713	P 125.99	12.682	15:41:15.871
20 -	OUTLAP	37.592	24.391	3:29.834	58.67	2:04.803	15:44:45.705
21 -	26.572	36.475	23.706	1:26.753	141.91	1.722	15:46:12.458
22 -	26.067	36.394	23.687	1:26.148	142.91	1.117	15:47:38.606
23 -	26.227	35.585	23.326	1:25.138	(2) 144.60	0.107	15:49:03.744
24 -	26.115	35.506	23.632	1:25.253	(3) 144.41	0.222	15:50:28.997
25 -	26.082	53.828	23.796	1:43.706	118.71	18.675	15:52:12.703
26 -	27.895	36.015	23.764	1:27.674	140.42	2.643	15:53:40.377
27 -	26.227	35.185	24.183	1:25.595	143.83	0.564	15:55:05.972
28 -	26.014	36.029	23.790	1:25.833	143.43	0.802	15:56:31.805
29 -	25.942	35.456	24.119	1:25.517	143.96	0.486	15:57:57.322
30 -	26.073	35.135	23.823	1:25.031	(1) 144.79		15:59:22.353
31 -	26.032	35.776	IN PIT	1:26.662	P 142.06	1.631	16:00:49.015
32 -	OUTLAP	37.750	24.874	19:08.292	10.72	17:43.261	16:19:57.307
33 -	26.204	35.995	24.132	1:26.331	142.60	1.300	16:21:23.638

P17 77 S		Paul SIMMERSON		488 Challenge - Graypaul, Birmingham			
IDEAL LAP TIME : 1:25.444		BEST LAP TIME : 1:25.555		DIFFERENCE : 0.111			
LAP	SECTOR 1	SECTOR 2	SECTOR 3	LAP TIME	KPH	DIFF	TIME OF DAY
1 -	33.425	49.093	27.406	1:49.924	112.00	24.369	14:58:20.524
2 -	28.333	37.993	24.851	1:31.177	135.03	5.622	14:59:51.701
3 -	27.397	36.348	24.583	1:28.328	139.38	2.773	15:01:20.029
4 -	37.499	49.021	30.700	1:57.220	105.03	31.665	15:03:17.249
5 -	34.954	49.137	IN PIT	1:54.536	P 107.49	28.981	15:05:11.785
6 -	OUTLAP	39.402	28.079	11:44.652	17.47	10:19.097	15:16:56.437
7 -	28.341	38.390	26.610	1:33.341	131.89	7.786	15:18:29.778
8 -	27.867	36.892	24.641	1:29.400	137.71	3.845	15:19:59.178
9 -	27.219	36.807	24.552	1:28.578	138.99	3.023	15:21:27.756
10 -	27.021	35.964	24.000	1:26.985	141.53	1.430	15:22:54.741
11 -	26.491	36.165	23.908	1:26.564	142.22	1.009	15:24:21.305
12 -	26.331	35.711	23.897	1:25.939	(3) 143.26	0.384	15:25:47.244
13 -	26.231	35.520	23.804	1:25.555	(1) 143.90		15:27:12.799
14 -	28.414	37.694	IN PIT	1:32.206	P 133.52	6.651	15:28:45.005
15 -	OUTLAP	36.667	24.312	4:11.602	48.93	2:46.047	15:32:56.607
16 -	26.681	38.377	25.283	1:30.341	136.27	4.786	15:34:26.948
17 -	26.583	36.063	24.480	1:27.126	141.30	1.571	15:35:54.074
18 -	26.301	35.432	24.313	1:26.046	143.08	0.491	15:37:20.120
19 -	26.661	35.885	24.179	1:26.725	141.96	1.170	15:38:46.845
20 -	26.438	35.577	23.781	1:25.796	(2) 143.49	0.241	15:40:12.641
21 -	26.480	36.782	26.187	1:29.449	137.63	3.894	15:41:42.090
22 -	29.333	41.106	IN PIT	1:37.085	P 126.81	11.530	15:43:19.175

Weather / Track : Overcast / Dry

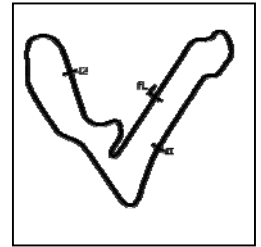
Croft

Circuit Length = 3.419 km

Start: 14:30 Flag 16:31 End: 16:31

Ferrari Challenge Trofeo Pirelli UK

FREE PRACTICE - SECTOR ANALYSIS



SECTOR 1 = FL to I1, SECTOR 2 = I1 to I2, SECTOR 3 = I2 to FL, DIFF = Difference To Personal Best Lap, P = Crossed Finish Line in Pit Lane, D = Time Disallowed

P18		9 S		Paul STEVENS		488 Challenge - Dick Lovett, Swindon	
IDEAL LAP TIME : 1:27.321		BEST LAP TIME : 1:27.400		DIFFERENCE : 0.079			
LAP	SECTOR 1	SECTOR 2	SECTOR 3	LAP TIME	KPH	DIFF	TIME OF DAY
1 -	30.314	44.929	27.193	1:42.436	120.18	15.036	14:49:09.855
2 -	28.936	40.833	25.793	1:35.562	128.83	8.162	14:50:45.417
3 -	28.346	40.370	26.112	1:34.828	129.83	7.428	14:52:20.245
4 -	28.419	39.287	25.500	1:33.206	132.09	5.806	14:53:53.451
5 -	27.760	38.610	24.820	1:31.190	135.01	3.790	14:55:24.641
6 -	27.402	38.825	24.660	1:30.887	135.46	3.487	14:56:55.528
7 -	27.152	37.889	24.878	1:29.919	136.91	2.519	14:58:25.447
8 -	27.448	37.626	24.175	1:29.249	137.94	1.849	14:59:54.696
9 -	26.983	37.555	24.401	1:28.939	138.42	1.539	15:01:23.635
10 -	30.476	38.214	24.585	1:33.275	131.99	5.875	15:02:56.910
11 -	27.028	37.481	24.596	1:29.105	138.17	1.705	15:04:26.015
12 -	26.965	37.205	24.422	1:28.592	138.97	1.192	15:05:54.607
13 -	27.890	49.372	IN PIT	1:48.537	P 113.43	21.137	15:07:43.144
14 -	OUTLAP	40.965	26.143	25:38.077	8.00	24:10.677	15:33:21.221
15 -	28.063	38.429	25.599	1:32.091	133.68	4.691	15:34:53.312
16 -	26.469	37.990	24.768	1:29.227	137.98	1.827	15:36:22.539
17 -	26.954	37.035	24.752	1:28.741	138.73	1.341	15:37:51.280
18 -	27.625	37.306	24.716	1:29.647	137.33	2.247	15:39:20.927
19 -	27.347	39.708	IN PIT	1:34.455	P 130.34	7.055	15:40:55.382
20 -	OUTLAP	41.370	25.904	12:53.616	15.91	11:26.216	15:53:48.998
21 -	28.544	38.700	25.006	1:32.250	133.45	4.850	15:55:21.248
22 -	26.950	36.894	25.461	1:29.305	137.86	1.905	15:56:50.553
23 -	26.796	36.821	25.997	1:29.614	137.38	2.214	15:58:20.167
24 -	26.417	36.789	24.194	1:27.400 (1)	140.86		15:59:47.567
25 -	26.882	36.964	24.646	1:28.492	(3) 139.12	1.092	16:01:16.059
26 -	27.125	49.943	24.984	1:42.052	120.64	14.652	16:02:58.111
27 -	26.764	37.258	24.754	1:28.776	138.68	1.376	16:04:26.887
28 -	26.882	37.401	25.203	1:29.486	137.58	2.086	16:05:56.373
29 -	27.182	36.729	24.474	1:28.385	(2) 139.29	0.985	16:07:24.758
30 -	26.879	38.466	25.629	1:30.974	135.33	3.574	16:08:55.732
31 -	34.083	44.237	IN PIT	1:46.967	P 115.09	19.567	16:10:42.699

Ferrari Challenge Trofeo Pirelli UK

FREE PRACTICE - STATISTICS

Competitors Started 18
Planned Start 2019-07-19 @ 14:30:00.000
Actual Start 2019-07-19 @ 14:30:00.470
Finish Time 2019-07-19 @ 16:31:51.346
Track Length 3.419km
Total Laps 515
Total Distance Covered 1761.248km

Session Fastest Lap History

NO	CL	NAME	LAP TIME	TIME OF DAY	LAP	VEHICLE
60	P	Wayne MARRS	1:40.482	14:36:03.308	1	488 Challenge
22	S	Gary REDMAN	1:27.452	14:36:05.018	1	488 Challenge
22	S	Gary REDMAN	1:25.800	14:37:30.819	2	488 Challenge
22	S	Gary REDMAN	1:24.528	14:38:55.346	3	488 Challenge
60	P	Wayne MARRS	1:23.080	14:38:57.705	3	488 Challenge
60	P	Wayne MARRS	1:22.857	14:46:17.890	7	488 Challenge
72	P	Jon WOOD	1:22.604	14:48:11.836	7	488 Challenge
29	P	Jason BAKER	1:22.557	14:54:01.401	4	488 Challenge
29	P	Jason BAKER	1:21.621	14:55:23.022	5	488 Challenge
29	P	Jason BAKER	1:21.410	14:56:44.432	6	488 Challenge
29	P	Jason BAKER	1:21.211	14:59:34.884	8	488 Challenge
29	P	Jason BAKER	1:20.905	15:16:11.466	13	488 Challenge
29	P	Jason BAKER	1:20.508	15:17:31.973	14	488 Challenge
29	P	Jason BAKER	1:20.474	15:18:52.448	15	488 Challenge
29	P	Jason BAKER	1:20.465	15:59:38.918	28	488 Challenge
79	P	Jamie CLARKE	1:20.307	16:09:03.405	32	488 Challenge
29	P	Jason BAKER	1:19.994	16:15:27.673	37	488 Challenge

Flag History

TYPE	TIME OF DAY
GREEN	14:30:00.470
FINISH	16:31:51.346

Flag Statistics

TYPE	COUNT	TOTAL LAPS	TOTAL TIME
Green	1	46	2:01:55.652
Red	0	0	0.000
Safety Car	0	0	0.000
FCY	0	0	0.000

Ferrari Challenge Trofeo Pirelli UK

FREE PRACTICE - STATISTICS

CLASS : P

6 Starters

Fastest Lap History

NO	NAME	LAP TIME	TIME OF DAY	LAP	VEHICLE
60	Wayne MARRS	1:40.482	14:36:03.308	1	488 Challenge
60	Wayne MARRS	1:31.318	14:37:34.625	2	488 Challenge
60	Wayne MARRS	1:23.080	14:38:57.705	3	488 Challenge
60	Wayne MARRS	1:22.857	14:46:17.890	7	488 Challenge
72	Jon WOOD	1:22.604	14:48:11.836	7	488 Challenge
29	Jason BAKER	1:22.557	14:54:01.401	4	488 Challenge
29	Jason BAKER	1:21.621	14:55:23.022	5	488 Challenge
29	Jason BAKER	1:21.410	14:56:44.432	6	488 Challenge
29	Jason BAKER	1:21.211	14:59:34.884	8	488 Challenge
29	Jason BAKER	1:20.905	15:16:11.466	13	488 Challenge
29	Jason BAKER	1:20.508	15:17:31.973	14	488 Challenge
29	Jason BAKER	1:20.474	15:18:52.448	15	488 Challenge
29	Jason BAKER	1:20.465	15:59:38.918	28	488 Challenge
79	Jamie CLARKE	1:20.307	16:09:03.405	32	488 Challenge
29	Jason BAKER	1:19.994	16:15:27.673	37	488 Challenge

Weather / Track : Overcast / Dry

Results can be found at www.tsl-timing.com

Page 2 of 3

Croft
Circuit Length = 3.419 km
Start: 14:30 Flag 16:31 End: 16:31

Printed - 16:36 Friday, 19 July 2019

Ferrari Challenge Trofeo Pirelli UK

FREE PRACTICE - STATISTICS

CLASS : S

12 Starters

Fastest Lap History

NO	NAME	LAP TIME	TIME OF DAY	LAP	VEHICLE
22	Gary REDMAN	1:27.452	14:36:05.018	1	488 Challenge
22	Gary REDMAN	1:25.800	14:37:30.819	2	488 Challenge
22	Gary REDMAN	1:24.528	14:38:55.346	3	488 Challenge
69	Toby FLANNAGAN	1:23.541	14:42:58.166	4	488 Challenge
83	Richard GUY	1:23.109	15:03:23.378	7	488 Challenge
22	Gary REDMAN	1:22.492	15:10:18.734	21	488 Challenge
69	Toby FLANNAGAN	1:22.470	15:37:11.994	25	488 Challenge
8	Mark MCALLISTER	1:22.456	16:20:46.476	14	488 Challenge

Weather / Track : Overcast / Dry

Results can be found at www.tsl-timing.com

Page 3 of 3

Croft
Circuit Length = 3.419 km
Start: 14:30 Flag 16:31 End: 16:31

Printed - 16:36 Friday, 19 July 2019

Ferrari Challenge Trofeo Pirelli UK QUALIFYING 1 - CLASSIFICATION

POS	NO	CL	PIC NAME	DEALERSHIP	ENTRY	TIME	ON	LAPS	GAP	DIFF	KPH
1	29	P	1 Jason BAKER	Dick Lovett, Swindon	488 Challenge	1:28.754	13	16			138.71
2	79	P	2 Jamie CLARKE	Stratstone, Manchester	488 Challenge	1:28.830	13	13	0.076	0.076	138.59
3	43	P	3 Josh KIRKWOOD-JONES	H R Owen, London	488 Challenge	1:29.671	12	14	0.917	0.841	137.29
4	72	P	4 Jon WOOD	Carrs Ferrari	488 Challenge	1:29.870	14	15	1.116	0.199	136.99
5	60	P	5 Wayne MARRS	Dick Lovett, Swindon	488 Challenge	1:30.023	10	11	1.269	0.153	136.76
6	27	P	6 Martin SMITH	Graypaul, Birmingham	488 Challenge	1:30.065	11	12	1.311	0.042	136.69
7	10	P	7 Henry SIMMONS	Maranello Sales	488 Challenge	1:30.582	8	11	1.828	0.517	135.91
8	40	S	1 Jamie THWAITES	JCT600 Brooklands Leeds	488 Challenge	1:30.781	9	11	2.027	0.199	135.61
9	8	S	2 Mark MCALLISTER	Lancaster Ferrari, Colchester	488 Challenge	1:31.439	12	13	2.685	0.658	134.64
10	22	S	3 Gary REDMAN	Graypaul, Nottingham	488 Challenge	1:31.840	14	15	3.086	0.401	134.05
11	13	S	4 Stuart WILLSON	Graypaul, Nottingham	488 Challenge	1:31.877	14	14	3.123	0.037	134.00
12	69	S	5 Toby FLANNAGAN	Maranello Sales	488 Challenge	1:32.103	7	10	3.349	0.226	133.67
13	1	S	6 Alex MOSS	Graypaul, Birmingham	488 Challenge	1:32.375	9	13	3.621	0.272	133.27
14	83	S	7 Richard GUY	Charles Hurst	488 Challenge	1:32.992	10	13	4.238	0.617	132.39
15	14	S	8 Imran KARA	Graypaul, Birmingham	488 Challenge	1:34.475	11	12	5.721	1.483	130.31
16	18	S	9 David GROVER	H R Owen, London	488 Challenge	1:34.539	10	11	5.785	0.064	130.22
17	77	S	10 Paul SIMMERSON	Graypaul, Birmingham	488 Challenge	1:34.674	12	14	5.920	0.135	130.04
18	25*	S	11 Neil MILLER	Meridien Modena	488 Challenge	1:34.749	10	13	5.995	0.075	129.93
19	9	S	12 Paul STEVENS	Dick Lovett, Swindon	488 Challenge	1:39.267	12	13	10.513	4.518	124.02

QUALIFYING LAPTIME (120.0% of 1:28.754) = 1:46.504

No. 25 - 1 Lap time disallowed; exceeding track limits.

Weather / Track : Showers / Wet

These results are provisional until the conclusion of any judicial and technical matters.

Croft

Circuit Length = 3.419 km

Start: 09:59 Flag 10:29 End: 10:31

Clerk Of Course :	Steward :	Timekeeper :

Ferrari Challenge Trofeo Pirelli UK

QUALIFYING 1 - BEST SECTORS

SECTOR 1			SECTOR 2			SECTOR 3			IDEAL / BEST COMPARISON						
POS	NO	NAME	TIME	NO	NAME	TIME	NO	NAME	TIME	POS	NO	NAME	IDEAL	BEST	DIFF
													PERFECT LAP	1:28.295	
1	79	CLARKE	26.853	29	BAKER	36.678	29	BAKER	24.764	1	29	BAKER	1:28.379	1:28.754	0.375
2	29	BAKER	26.937	79	CLARKE	36.950	72	WOOD	24.889	2	79	CLARKE	1:28.830	1:28.830	0.000
3	40	THWAITES	27.220	43	KIRKWOOD-JONES	37.056	60	MARRS	24.952	3	43	KIRKWOOD-JONES	1:29.518	1:29.671	0.153
4	60	MARRS	27.325	27	SMITH	37.106	79	CLARKE	25.027	4	60	MARRS	1:29.601	1:30.023	0.422
5	43	KIRKWOOD-JONES	27.412	10	SIMMONS	37.224	43	KIRKWOOD-JONES	25.050	5	72	WOOD	1:29.870	1:29.870	0.000
6	72	WOOD	27.438	60	MARRS	37.324	69	FLANNAGAN	25.227	6	27	SMITH	1:29.975	1:30.065	0.090
7	8	MCALLISTER	27.547	72	WOOD	37.543	27	SMITH	25.267	7	40	THWAITES	1:30.391	1:30.781	0.390
8	27	SMITH	27.602	40	THWAITES	37.724	8	MCALLISTER	25.277	8	10	SIMMONS	1:30.458	1:30.582	0.124
9	10	SIMMONS	27.680	1	MOSS	37.841	1	MOSS	25.442	9	8	MCALLISTER	1:31.038	1:31.439	0.401
10	22	REDMAN	27.907	22	REDMAN	38.188	40	THWAITES	25.447	10	1	MOSS	1:31.484	1:32.375	0.891
11	13	WILLSON	27.976	8	MCALLISTER	38.214	83	GUY	25.498	11	22	REDMAN	1:31.604	1:31.840	0.236
12	83	GUY	28.130	13	WILLSON	38.230	22	REDMAN	25.509	12	13	WILLSON	1:31.802	1:31.877	0.075
13	69	FLANNAGAN	28.145	69	FLANNAGAN	38.505	10	SIMMONS	25.554	13	69	FLANNAGAN	1:31.877	1:32.103	0.226
14	25	MILLER	28.198	83	GUY	38.880	13	WILLSON	25.596	14	83	GUY	1:32.508	1:32.992	0.484
15	1	MOSS	28.201	25	MILLER	39.131	14	KARA	25.842	15	25	MILLER	1:33.439	1:34.749	1.310
16	77	SIMMERSON	28.686	18	GROVER	39.301	25	MILLER	26.110	16	14	KARA	1:34.175	1:34.475	0.300
17	14	KARA	28.872	14	KARA	39.461	77	SIMMERSON	26.156	17	18	GROVER	1:34.539	1:34.539	0.000
18	18	GROVER	29.008	77	SIMMERSON	39.759	18	GROVER	26.230	18	77	SIMMERSON	1:34.601	1:34.674	0.073
19	9	STEVENS	29.921	9	STEVENS	41.748	9	STEVENS	26.625	19	9	STEVENS	1:38.294	1:39.267	0.973

Weather / Track : Showers / Wet

Results can be found at www.tsl-timing.com

Croft

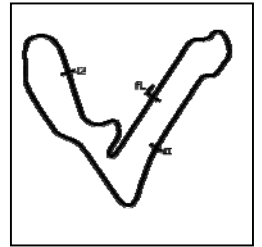
Circuit Length = 3.419 km

Start: 09:59 Flag 10:29 End: 10:31

Printed - 10:37 Saturday, 20 July 2019

Ferrari Challenge Trofeo Pirelli UK

QUALIFYING 1 - SECTOR ANALYSIS



SECTOR 1 = FL to I1, SECTOR 2 = I1 to I2, SECTOR 3 = I2 to FL, DIFF = Difference To Personal Best Lap, P = Crossed Finish Line in Pit Lane, D = Time Disallowed

P1 29 P		Jason BAKER		488 Challenge - Dick Lovett, Swindon			
IDEAL LAP TIME : 1:28.379		BEST LAP TIME : 1:28.754		DIFFERENCE : 0.375			
LAP	SECTOR 1	SECTOR 2	SECTOR 3	LAP TIME	KPH	DIFF	TIME OF DAY
1 -	28.135	39.721	25.723	1:33.579	131.56	4.825	10:04:00.569
2 -	28.442	38.147	25.423	1:32.012	133.80	3.258	10:05:32.581
3 -	30.828	46.792	34.062	1:51.682	110.23	22.928	10:07:24.263
4 -	27.791	44.235	29.248	1:41.274	121.56	12.520	10:09:05.537
5 -	27.613	37.682	25.108	1:30.403	136.18	1.649	10:10:35.940
6 -	27.557	45.317	30.329	1:43.203	119.29	14.449	10:12:19.143
7 -	30.890	41.888	27.912	1:40.690	122.27	11.936	10:13:59.833
8 -	27.666	40.575	IN PIT	1:33.791 P	131.26	5.037	10:15:33.624
9 -	OUTLAP	39.887	27.398	4:09.050	49.43	2:40.296	10:19:42.674
10 -	27.515	37.667	25.035	1:30.217	136.46	1.463	10:21:12.891
11 -	27.237	37.160	24.773	1:29.170 (3)	138.06	0.416	10:22:42.061
12 -	27.167	45.404	32.021	1:44.592	117.71	15.838	10:24:26.653
13 -	27.224	36.766	24.764	1:28.754 (1)	138.71		10:25:55.407
14 -	27.198	54.833	25.486	1:47.517	114.50	18.763	10:27:42.924
15 -	26.937	36.678	28.704	1:32.319	133.35	3.565	10:29:15.243
16 -	27.054	36.939	25.073	1:29.066 (2)	138.23	0.312	10:30:44.309

P2 79 P		Jamie CLARKE		488 Challenge - Stratstone, Manchester			
IDEAL LAP TIME : 1:28.830		BEST LAP TIME : 1:28.830		DIFFERENCE : 0.000			
LAP	SECTOR 1	SECTOR 2	SECTOR 3	LAP TIME	KPH	DIFF	TIME OF DAY
1 -	28.109	38.670	25.462	1:32.241	133.47	3.411	10:12:30.263
2 -	27.562	42.784	25.468	1:35.814	128.49	6.984	10:14:06.077
3 -	27.349	43.511	26.880	1:37.740	125.96	8.910	10:15:43.817
4 -	27.083	37.818	26.087	1:30.988	135.31	2.158	10:17:14.805
5 -	27.243	38.359	25.910	1:31.512	134.53	2.682	10:18:46.317
6 -	28.906	40.140	26.935	1:35.981	128.27	7.151	10:20:22.298
7 -	27.663	38.092	25.506	1:31.261	134.90	2.431	10:21:53.559
8 -	38.534	40.509	25.488	1:44.531	117.77	15.701	10:23:38.090
9 -	27.336	37.591	25.114	1:30.041 (3)	136.73	1.211	10:25:08.131
10 -	27.818	38.348	26.472	1:32.638	132.90	3.808	10:26:40.769
11 -	26.954	36.991	25.295	1:29.240 (2)	137.96	0.410	10:28:10.009
12 -	27.445	41.210	26.191	1:34.846	129.80	6.016	10:29:44.855
13 -	26.853	36.950	25.027	1:28.830 (1)	138.59		10:31:13.685

P3 43 P		Josh KIRKWOOD-JONES		488 Challenge - H R Owen, London			
IDEAL LAP TIME : 1:29.518		BEST LAP TIME : 1:29.671		DIFFERENCE : 0.153			
LAP	SECTOR 1	SECTOR 2	SECTOR 3	LAP TIME	KPH	DIFF	TIME OF DAY
1 -	28.418	41.396	31.231	1:41.045	121.84	11.374	10:09:10.566
2 -	29.600	49.347	30.671	1:49.618	112.31	19.947	10:11:00.184
3 -	27.665	38.072	25.471	1:31.208	134.98	1.537	10:12:31.392
4 -	27.909	45.565	36.182	1:49.656	112.27	19.985	10:14:21.048
5 -	27.990	39.035	25.895	1:32.920	132.49	3.249	10:15:53.968
6 -	27.645	37.912	25.886	1:31.443	134.63	1.772	10:17:25.411
7 -	30.947	44.576	IN PIT	1:42.789 P	119.77	13.118	10:19:08.200
8 -	OUTLAP	38.277	25.756	2:51.330	71.85	1:21.659	10:21:59.530
9 -	34.570	41.353	25.370	1:41.293	121.54	11.622	10:23:40.823
10 -	27.503	37.133	25.216	1:29.852 (2)	137.02	0.181	10:25:10.675
11 -	27.524	37.056	30.446	1:35.026	129.56	5.355	10:26:45.701
12 -	27.412	37.209	25.050	1:29.671 (1)	137.29		10:28:15.372
13 -	27.425	37.104	25.980	1:30.509	136.02	0.838	10:29:45.881
14 -	27.574	37.429	25.430	1:30.433 (3)	136.14	0.762	10:31:16.314

Weather / Track : Showers / Wet

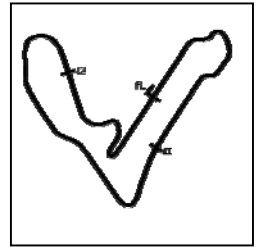
Croft

Circuit Length = 3.419 km

Start: 09:59 Flag 10:29 End: 10:31

Ferrari Challenge Trofeo Pirelli UK

QUALIFYING 1 - SECTOR ANALYSIS



SECTOR 1 = FL to I1, SECTOR 2 = I1 to I2, SECTOR 3 = I2 to FL, DIFF = Difference To Personal Best Lap, P = Crossed Finish Line in Pit Lane, D = Time Disallowed

P4 72 P		Jon WOOD		488 Challenge - Carrs Ferrari			
IDEAL LAP TIME : 1:29.870		BEST LAP TIME : 1:29.870		DIFFERENCE : 0.000			
LAP	SECTOR 1	SECTOR 2	SECTOR 3	LAP TIME	KPH	DIFF	TIME OF DAY
1 -	31.406	43.136	26.630	1:41.172	121.69	11.302	10:05:39.269
2 -	31.399	44.112	32.462	1:47.973	114.02	18.103	10:07:27.242
3 -	29.505	41.869	29.052	1:40.426	122.59	10.556	10:09:07.668
4 -	29.254	40.936	26.632	1:36.822	127.15	6.952	10:10:44.490
5 -	28.925	40.541	26.939	1:36.405	127.70	6.535	10:12:20.895
6 -	30.282	41.810	28.701	1:40.793	122.14	10.923	10:14:01.688
7 -	29.101	39.380	26.636	1:35.117	129.43	5.247	10:15:36.805
8 -	28.766	39.036	25.642	1:33.444	131.75	3.574	10:17:10.249
9 -	28.273	40.172	26.101	1:34.546	130.21	4.676	10:18:44.795
10 -	31.415	40.274	IN PIT	1:37.883	P 125.77	8.013	10:20:22.678
11 -	OUTLAP	38.827	29.515	3:33.830	57.57	2:03.960	10:23:56.508
12 -	27.849	38.079	25.474	1:31.402	(3) 134.69	1.532	10:25:27.910
13 -	27.651	40.930	33.715	1:42.296	120.35	12.426	10:27:10.206
14 -	27.438	37.543	24.889	1:29.870	(1) 136.99		10:28:40.076
15 -	27.472	37.855	25.005	1:30.332	(2) 136.29	0.462	10:30:10.408

P5 60 P		Wayne MARRS		488 Challenge - Dick Lovett, Swindon			
IDEAL LAP TIME : 1:29.601		BEST LAP TIME : 1:30.023		DIFFERENCE : 0.422			
LAP	SECTOR 1	SECTOR 2	SECTOR 3	LAP TIME	KPH	DIFF	TIME OF DAY
1 -	28.025	37.855	24.952	1:30.832	(2) 135.54	0.809	10:13:12.401
2 -	27.413	38.335	25.153	1:30.901	(3) 135.44	0.878	10:14:43.302
3 -	27.325	38.329	25.589	1:31.243	134.93	1.220	10:16:14.545
4 -	27.732	39.179	25.629	1:32.540	133.04	2.517	10:17:47.085
5 -	30.072	46.251	IN PIT	1:43.361	P 119.11	13.338	10:19:30.446
6 -	OUTLAP	38.769	25.309	3:08.984	65.14	1:38.961	10:22:39.430
7 -	27.374	38.716	25.007	1:31.097	135.14	1.074	10:24:10.527
8 -	31.030	40.950	IN PIT	1:36.439	P 127.66	6.416	10:25:46.966
9 -	OUTLAP	37.710	28.230	2:09.177	95.30	39.154	10:27:56.143
10 -	27.627	37.324	25.072	1:30.023	(1) 136.76		10:29:26.166
11 -	28.221	40.057	24.963	1:33.241	132.04	3.218	10:30:59.407

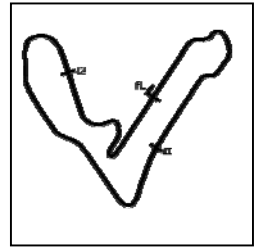
P6 27 P		Martin SMITH		488 Challenge - Graypaul, Birmingham			
IDEAL LAP TIME : 1:29.975		BEST LAP TIME : 1:30.065		DIFFERENCE : 0.090			
LAP	SECTOR 1	SECTOR 2	SECTOR 3	LAP TIME	KPH	DIFF	TIME OF DAY
1 -	30.062	38.613	30.611	1:39.286	124.00	9.221	10:09:24.021
2 -	28.176	46.676	31.194	1:46.046	116.09	15.981	10:11:10.067
3 -	27.715	38.156	25.658	1:31.529	(3) 134.51	1.464	10:12:41.596
4 -	27.799	37.946	26.074	1:31.819	134.08	1.754	10:14:13.415
5 -	29.135	42.946	26.986	1:39.067	124.27	9.002	10:15:52.482
6 -	27.955	38.390	25.690	1:32.035	133.77	1.970	10:17:24.517
7 -	28.035	41.143	IN PIT	1:36.254	P 127.90	6.189	10:19:00.771
8 -	OUTLAP	40.572	32.632	5:28.222	37.51	3:58.157	10:24:28.993
9 -	27.774	37.194	25.267	1:30.235	(2) 136.43	0.170	10:25:59.228
10 -	27.657	38.165	34.994	1:40.816	122.11	10.751	10:27:40.044
11 -	27.602	37.106	25.357	1:30.065	(1) 136.69		10:29:10.109
12 -	27.623	39.757	32.864	1:40.244	122.81	10.179	10:30:50.353

Weather / Track : Showers / Wet

Croft
Circuit Length = 3.419 km
Start: 09:59 Flag 10:29 End: 10:31

Ferrari Challenge Trofeo Pirelli UK

QUALIFYING 1 - SECTOR ANALYSIS



SECTOR 1 = FL to I1, SECTOR 2 = I1 to I2, SECTOR 3 = I2 to FL, DIFF = Difference To Personal Best Lap, P = Crossed Finish Line in Pit Lane, D = Time Disallowed

P7		10 P		Henry SIMMONS		488 Challenge - Maranello Sales	
IDEAL LAP TIME : 1:30.458		BEST LAP TIME : 1:30.582		DIFFERENCE : 0.124			
LAP	SECTOR 1	SECTOR 2	SECTOR 3	LAP TIME	KPH	DIFF	TIME OF DAY
1 -	30.537	40.479	26.451	1:37.467	126.31	6.885	10:09:13.977
2 -	29.085	40.834	26.104	1:36.023	128.21	5.441	10:10:50.000
3 -	30.576	39.014	25.643	1:35.233	129.27	4.651	10:12:25.233
4 -	28.978	40.885	28.512	1:38.375	125.15	7.793	10:14:03.608
5 -	28.857	40.602	IN PIT	1:37.740 P	125.96	7.158	10:15:41.348
6 -	OUTLAP	42.685	IN PIT	4:02.825 P	50.70	2:32.243	10:19:44.173
7 -	OUTLAP	38.991	30.957	4:45.540	43.11	3:14.958	10:24:29.713
8 -	27.804	37.224	25.554	1:30.582 (1)	135.91		10:26:00.295
9 -	39.312	39.302	26.922	1:45.536	116.65	14.954	10:27:45.831
10 -	27.882	37.911	25.717	1:31.510 (3)	134.53	0.928	10:29:17.341
11 -	27.680	38.131	25.612	1:31.423 (2)	134.66	0.841	10:30:48.764

P8		40 S		Jamie THWAITES		488 Challenge - JCT600 Brooklands Leeds	
IDEAL LAP TIME : 1:30.391		BEST LAP TIME : 1:30.781		DIFFERENCE : 0.390			
LAP	SECTOR 1	SECTOR 2	SECTOR 3	LAP TIME	KPH	DIFF	TIME OF DAY
1 -	30.683	42.360	27.802	1:40.845	122.08	10.064	10:10:23.762
2 -	31.968	42.311	27.333	1:41.612	121.16	10.831	10:12:05.374
3 -	29.641	43.112	IN PIT	1:40.907 P	122.00	10.126	10:13:46.281
4 -	OUTLAP	40.385	25.678	3:30.218	58.56	1:59.437	10:17:16.499
5 -	28.514	39.527	26.587	1:34.628	130.10	3.847	10:18:51.127
6 -	30.387	40.477	IN PIT	1:37.287 P	126.54	6.506	10:20:28.414
7 -	OUTLAP	38.689	25.447	4:37.733	44.32	3:06.952	10:25:06.147
8 -	28.230	37.735	25.645	1:31.610	134.39	0.829	10:26:37.757
9 -	27.220	37.971	25.590	1:30.781 (1)	135.61		10:28:08.538
10 -	27.514	37.724	25.559	1:30.797 (2)	135.59	0.016	10:29:39.335
11 -	27.623	38.096	25.631	1:31.350 (3)	134.77	0.569	10:31:10.685

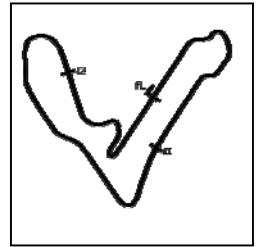
P9		8 S		Mark MCALLISTER		488 Challenge - Lancaster Ferrari, Colchester	
IDEAL LAP TIME : 1:31.038		BEST LAP TIME : 1:31.439		DIFFERENCE : 0.401			
LAP	SECTOR 1	SECTOR 2	SECTOR 3	LAP TIME	KPH	DIFF	TIME OF DAY
1 -	29.590	41.031	27.185	1:37.806	125.87	6.367	10:06:14.474
2 -	29.441	42.115	32.538	1:44.094	118.27	12.655	10:07:58.568
3 -	29.714	40.436	26.660	1:36.810	127.17	5.371	10:09:35.378
4 -	35.874	43.492	IN PIT	1:45.841 P	116.32	14.402	10:11:21.219
5 -	OUTLAP	39.640	26.372	5:39.466	36.26	4:08.027	10:17:00.685
6 -	28.626	40.376	26.493	1:35.495	128.92	4.056	10:18:36.180
7 -	29.155	41.109	26.920	1:37.184	126.68	5.745	10:20:13.364
8 -	32.623	48.192	IN PIT	1:48.562 P	113.40	17.123	10:22:01.926
9 -	OUTLAP	38.881	25.809	2:51.491	71.79	1:20.052	10:24:53.417
10 -	27.666	38.214	25.615	1:31.495 (2)	134.56	0.056	10:26:24.912
11 -	28.282	38.259	25.916	1:32.457 (3)	133.16	1.018	10:27:57.369
12 -	27.547	38.615	25.277	1:31.439 (1)	134.64		10:29:28.808
13 -	35.393	39.898	IN PIT	1:39.590 P	123.62	8.151	10:31:08.398

Weather / Track : Showers / Wet

Croft
Circuit Length = 3.419 km
Start: 09:59 Flag 10:29 End: 10:31

Ferrari Challenge Trofeo Pirelli UK

QUALIFYING 1 - SECTOR ANALYSIS



SECTOR 1 = FL to I1, SECTOR 2 = I1 to I2, SECTOR 3 = I2 to FL, DIFF = Difference To Personal Best Lap, P = Crossed Finish Line in Pit Lane, D = Time Disallowed

P10 22 S		Gary REDMAN		488 Challenge - Graypaul, Nottingham			
IDEAL LAP TIME : 1:31.604		BEST LAP TIME : 1:31.840		DIFFERENCE : 0.236			
LAP	SECTOR 1	SECTOR 2	SECTOR 3	LAP TIME	KPH	DIFF	TIME OF DAY
1 -	30.343	42.855	26.464	1:39.662	123.53	7.822	10:05:45.698
2 -	31.906	44.756	33.787	1:50.449	111.46	18.609	10:07:36.147
3 -	29.843	40.444	26.316	1:36.603	127.44	4.763	10:09:12.750
4 -	30.839	48.785	29.533	1:49.157	112.78	17.317	10:11:01.907
5 -	28.807	46.737	31.400	1:46.944	115.12	15.104	10:12:48.851
6 -	28.771	38.394	25.810	1:32.975 (3)	132.41	1.135	10:14:21.826
7 -	32.572	42.240	IN PIT	1:41.719 P	121.03	9.879	10:16:03.545
8 -	OUTLAP	41.605	26.551	3:45.853	54.51	2:14.013	10:19:49.398
9 -	28.944	39.349	26.475	1:34.768	129.91	2.928	10:21:24.166
10 -	28.254	38.188	25.625	1:32.067 (2)	133.72	0.227	10:22:56.233
11 -	30.960	40.233	28.670	1:39.863	123.28	8.023	10:24:36.096
12 -	28.436	38.215	28.888	1:35.539	128.86	3.699	10:26:11.635
13 -	29.155	45.079	26.698	1:40.932	121.97	9.092	10:27:52.567
14 -	27.907	38.424	25.509	1:31.840 (1)	134.05		10:29:24.407
15 -	29.756	41.674	IN PIT	1:38.663 P	124.78	6.823	10:31:03.070

P11 13 S		Stuart WILLSON		488 Challenge - Graypaul, Nottingham			
IDEAL LAP TIME : 1:31.802		BEST LAP TIME : 1:31.877		DIFFERENCE : 0.075			
LAP	SECTOR 1	SECTOR 2	SECTOR 3	LAP TIME	KPH	DIFF	TIME OF DAY
1 -	30.982	40.321	27.703	1:39.006	124.35	7.129	10:07:34.826
2 -	28.337	39.537	26.976	1:34.850	129.80	2.973	10:09:09.676
3 -	28.814	42.324	28.514	1:39.652	123.54	7.775	10:10:49.328
4 -	34.942	47.108	26.708	1:48.758	113.20	16.881	10:12:38.086
5 -	28.456	39.147	26.087	1:33.690	131.40	1.813	10:14:11.776
6 -	28.217	38.629	26.845	1:33.691	131.40	1.814	10:15:45.467
7 -	28.325	41.833	IN PIT	1:36.489 P	127.59	4.612	10:17:21.956
8 -	OUTLAP	40.279	26.240	3:05.242	66.46	1:33.365	10:20:27.198
9 -	29.385	41.246	26.932	1:37.563	126.19	5.686	10:22:04.761
10 -	31.887	43.671	28.715	1:44.273	118.07	12.396	10:23:49.034
11 -	28.366	41.511	27.515	1:37.392	126.41	5.515	10:25:26.426
12 -	28.384	38.704	26.248	1:33.336 (3)	131.90	1.459	10:26:59.762
13 -	28.350	38.361	25.596	1:32.307 (2)	133.37	0.430	10:28:32.069
14 -	27.976	38.230	25.671	1:31.877 (1)	134.00		10:30:03.946

P12 69 S		Toby FLANNAGAN		488 Challenge - Maranello Sales			
IDEAL LAP TIME : 1:31.877		BEST LAP TIME : 1:32.103		DIFFERENCE : 0.226			
LAP	SECTOR 1	SECTOR 2	SECTOR 3	LAP TIME	KPH	DIFF	TIME OF DAY
1 -	28.999	40.154	28.010	1:37.163	126.71	5.060	10:13:05.862
2 -	28.416	39.179	25.905	1:33.500 (3)	131.67	1.397	10:14:39.362
3 -	28.145	38.505	25.801	1:32.451 (2)	133.16	0.348	10:16:11.813
4 -	28.915	40.814	26.797	1:36.526	127.54	4.423	10:17:48.339
5 -	29.376	42.608	IN PIT	1:39.108 P	124.22	7.005	10:19:27.447
6 -	OUTLAP	41.191	25.704	4:34.946	44.77	3:02.843	10:24:02.393
7 -	28.249	38.627	25.227	1:32.103 (1)	133.67		10:25:34.496
8 -	28.867	40.587	27.019	1:36.473	127.61	4.370	10:27:10.969
9 -	28.746	39.443	25.526	1:33.715	131.37	1.612	10:28:44.684
10 -	28.575	40.006	25.317	1:33.898	131.11	1.795	10:30:18.582

Weather / Track : Showers / Wet

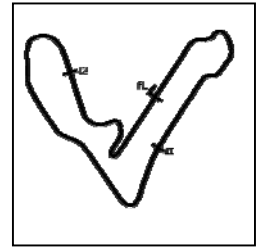
Croft

Circuit Length = 3.419 km

Start: 09:59 Flag 10:29 End: 10:31

Ferrari Challenge Trofeo Pirelli UK

QUALIFYING 1 - SECTOR ANALYSIS



SECTOR 1 = FL to I1, SECTOR 2 = I1 to I2, SECTOR 3 = I2 to FL, DIFF = Difference To Personal Best Lap, P = Crossed Finish Line in Pit Lane, D = Time Disallowed

P13		1 S		Alex MOSS		488 Challenge - Graypaul, Birmingham	
IDEAL LAP TIME : 1:31.484		BEST LAP TIME : 1:32.375		DIFFERENCE : 0.891			
LAP	SECTOR 1	SECTOR 2	SECTOR 3	LAP TIME	KPH	DIFF	TIME OF DAY
1 -	29.706	39.951	26.166	1:35.823	128.48	3.448	10:09:17.201
2 -	28.487	41.713	25.824	1:36.024	128.21	3.649	10:10:53.225
3 -	28.880	40.569	25.621	1:35.070	129.50	2.695	10:12:28.295
4 -	28.825	43.298	IN PIT	1:38.287 P	125.26	5.912	10:14:06.582
5 -	OUTLAP	42.048	27.613	4:26.478	46.20	2:54.103	10:18:33.060
6 -	29.346	39.744	26.618	1:35.708	128.63	3.333	10:20:08.768
7 -	29.308	39.448	25.535	1:34.291	130.57	1.916	10:21:43.059
8 -	29.257	39.772	25.462	1:34.491	130.29	2.116	10:23:17.550
9 -	28.201	38.566	25.608	1:32.375 (1)	133.27		10:24:49.925
10 -	28.610	38.569	25.490	1:32.669 (2)	132.85	0.294	10:26:22.594
11 -	29.272	39.057	29.610	1:37.939	125.70	5.564	10:28:00.533
12 -	28.716	38.706	25.442	1:32.864	132.57	0.489	10:29:33.397
13 -	28.573	37.841	26.275	1:32.689 (3)	132.82	0.314	10:31:06.086

P14		83 S		Richard GUY		488 Challenge - Charles Hurst	
IDEAL LAP TIME : 1:32.508		BEST LAP TIME : 1:32.992		DIFFERENCE : 0.484			
LAP	SECTOR 1	SECTOR 2	SECTOR 3	LAP TIME	KPH	DIFF	TIME OF DAY
1 -	30.266	42.867	26.663	1:39.796	123.36	6.804	10:08:51.413
2 -	30.087	41.514	25.988	1:37.589	126.15	4.597	10:10:29.002
3 -	30.957	40.807	25.909	1:37.673	126.04	4.681	10:12:06.675
4 -	29.103	41.086	25.971	1:36.160	128.03	3.168	10:13:42.835
5 -	29.313	41.232	25.921	1:36.466	127.62	3.474	10:15:19.301
6 -	29.788	41.282	26.213	1:37.283	126.55	4.291	10:16:56.584
7 -	29.753	41.262	IN PIT	1:37.625 P	126.11	4.633	10:18:34.209
8 -	OUTLAP	39.757	25.898	3:42.556	55.31	2:09.564	10:22:16.765
9 -	33.360	39.149	28.534	1:41.043	121.84	8.051	10:23:57.808
10 -	28.614	38.880	25.498	1:32.992 (1)	132.39		10:25:30.800
11 -	28.827	39.090	26.708	1:34.625 (3)	130.10	1.633	10:27:05.425
12 -	28.130	39.286	25.870	1:33.286 (2)	131.97	0.294	10:28:38.711
13 -	31.737	45.643	IN PIT	1:45.297 P	116.92	12.305	10:30:24.008

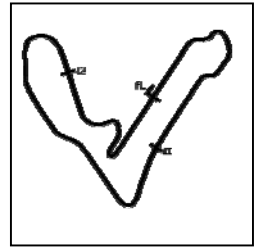
P15		14 S		Imran KARA		488 Challenge - Graypaul, Birmingham	
IDEAL LAP TIME : 1:34.175		BEST LAP TIME : 1:34.475		DIFFERENCE : 0.300			
LAP	SECTOR 1	SECTOR 2	SECTOR 3	LAP TIME	KPH	DIFF	TIME OF DAY
1 -	32.982	53.338	37.082	2:03.402	99.76	28.927	10:09:18.318
2 -	30.206	45.496	29.662	1:45.364	116.84	10.889	10:11:03.682
3 -	38.426	55.174	IN PIT	2:05.079 P	98.43	30.604	10:13:08.761
4 -	OUTLAP	42.477	26.400	2:55.958	69.96	1:21.483	10:16:04.719
5 -	29.594	41.591	26.544	1:37.729	125.97	3.254	10:17:42.448
6 -	30.101	46.530	35.317	1:51.948	109.97	17.473	10:19:34.396
7 -	30.061	41.441	25.842	1:37.344 (3)	126.47	2.869	10:21:11.740
8 -	1:53.121	51.225	35.168	3:19.514	61.70	1:45.039	10:24:31.254
9 -	29.585	40.221	25.905	1:35.711 (2)	128.63	1.236	10:26:06.965
10 -	30.701	40.463	29.127	1:40.291	122.75	5.816	10:27:47.256
11 -	28.872	39.461	26.142	1:34.475 (1)	130.31		10:29:21.731
12 -	43.307	50.555	26.276	2:00.138	102.47	25.663	10:31:21.869

Weather / Track : Showers / Wet

Croft
Circuit Length = 3.419 km
Start: 09:59 Flag 10:29 End: 10:31

Ferrari Challenge Trofeo Pirelli UK

QUALIFYING 1 - SECTOR ANALYSIS



SECTOR 1 = FL to I1, SECTOR 2 = I1 to I2, SECTOR 3 = I2 to FL, DIFF = Difference To Personal Best Lap, P = Crossed Finish Line in Pit Lane, D = Time Disallowed

P16 18 S		David GROVER		488 Challenge - H R Owen, London			
IDEAL LAP TIME : 1:34.539		BEST LAP TIME : 1:34.539		DIFFERENCE : 0.000			
LAP	SECTOR 1	SECTOR 2	SECTOR 3	LAP TIME	KPH	DIFF	TIME OF DAY
1 -	32.455	44.946	29.099	1:46.500	115.60	11.961	10:10:16.063
2 -	44.310	51.106	31.055	2:06.471	97.34	31.932	10:12:22.534
3 -	33.669	47.423	31.768	1:52.860	109.08	18.321	10:14:15.394
4 -	30.432	41.850	28.346	1:40.628	122.34	6.089	10:15:56.022
5 -	29.715	40.783	26.754	1:37.252	126.59	2.713	10:17:33.274
6 -	30.662	47.528	IN PIT	1:44.745 P	117.53	10.206	10:19:18.019
7 -	OUTLAP	44.057	27.021	4:50.849	42.33	3:16.310	10:24:08.868
8 -	29.724	40.448	26.674	1:36.846 (3)	127.12	2.307	10:25:45.714
9 -	29.559	40.097	26.477	1:36.133 (2)	128.06	1.594	10:27:21.847
10 -	29.008	39.301	26.230	1:34.539 (1)	130.22		10:28:56.386
11 -	32.113	47.295	IN PIT	1:47.714 P	114.29	13.175	10:30:44.100

P17 77 S		Paul SIMMERSON		488 Challenge - Graypaul, Birmingham			
IDEAL LAP TIME : 1:34.601		BEST LAP TIME : 1:34.674		DIFFERENCE : 0.073			
LAP	SECTOR 1	SECTOR 2	SECTOR 3	LAP TIME	KPH	DIFF	TIME OF DAY
1 -	29.229	41.276	26.710	1:37.215	126.64	2.541	10:09:08.732
2 -	29.510	40.527	26.740	1:36.777	127.21	2.103	10:10:45.509
3 -	29.551	41.130	27.193	1:37.874	125.79	3.200	10:12:23.383
4 -	30.512	40.530	28.299	1:39.341	123.93	4.667	10:14:02.724
5 -	29.364	40.118	26.156	1:35.638 (2)	128.73	0.964	10:15:38.362
6 -	29.238	40.182	27.588	1:37.008	126.91	2.334	10:17:15.370
7 -	29.642	42.184	27.603	1:39.429	123.82	4.755	10:18:54.799
8 -	30.681	43.410	28.305	1:42.396	120.23	7.722	10:20:37.195
9 -	29.594	41.639	31.816	1:43.049	119.47	8.375	10:22:20.244
10 -	33.521	49.151	27.731	1:50.403	111.51	15.729	10:24:10.647
11 -	30.243	40.500	26.812	1:37.555	126.20	2.881	10:25:48.202
12 -	28.686	39.759	26.229	1:34.674 (1)	130.04		10:27:22.876
13 -	28.960	40.415	28.428	1:37.803	125.88	3.129	10:29:00.679
14 -	29.363	40.239	26.515	1:36.117 (3)	128.09	1.443	10:30:36.796

P18 25 S		Neil MILLER		488 Challenge - Meridien Modena			
IDEAL LAP TIME : 1:33.439		BEST LAP TIME : 1:34.749		DIFFERENCE : 1.310			
LAP	SECTOR 1	SECTOR 2	SECTOR 3	LAP TIME	KPH	DIFF	TIME OF DAY
1 -	30.879	41.090	27.201	1:39.170	124.14	4.421	10:09:33.148
2 -	30.480	41.264	28.278	1:40.022	123.08	5.273	10:11:13.170
3 -	30.903	42.782	26.732	1:40.417	122.60	5.668	10:12:53.587
4 -	29.304	40.050	26.124	1:35.478 (3)	128.94	0.729	10:14:29.065
5 -	30.238	40.899	IN PIT	1:38.717 P	124.71	3.968	10:16:07.782
6 -	OUTLAP	41.220	26.963	3:07.367	65.70	1:32.618	10:19:15.149
7 -	29.884	40.560	27.040	1:37.484	126.29	2.735	10:20:52.633
8 -	30.064	39.968	26.580	1:36.612	127.43	1.863	10:22:29.245
9 -	32.414	45.824	31.166	1:49.404	112.53	14.655	10:24:18.649
10 -	29.035	39.314	26.400	1:34.749 (1)	129.93		10:25:53.398
11 -	28.953	39.811	26.110	1:34.874 (2)	129.76	0.125	10:27:28.272
12 -	28.198	39.131	26.249	1:33.578 D	131.56		10:29:01.850
13 -	29.741	39.527	26.527	1:35.795	128.52	1.046	10:30:37.645

Weather / Track : Showers / Wet

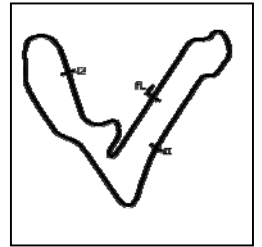
Croft

Circuit Length = 3.419 km

Start: 09:59 Flag 10:29 End: 10:31

Ferrari Challenge Trofeo Pirelli UK

QUALIFYING 1 - SECTOR ANALYSIS



SECTOR 1 = FL to I1, SECTOR 2 = I1 to I2, SECTOR 3 = I2 to FL, DIFF = Difference To Personal Best Lap, P = Crossed Finish Line in Pit Lane, D = Time Disallowed

P19		9 S		Paul STEVENS		488 Challenge - Dick Lovett, Swindon	
IDEAL LAP TIME : 1:38.294		BEST LAP TIME : 1:39.267		DIFFERENCE : 0.973			
LAP	SECTOR 1	SECTOR 2	SECTOR 3	LAP TIME	KPH	DIFF	TIME OF DAY
1 -	34.505	49.408	28.551	1:52.464	109.47	13.197	10:05:53.703
2 -	33.434	46.923	28.804	1:49.161	112.78	9.894	10:07:42.864
3 -	32.162	44.435	27.370	1:43.967	118.41	4.700	10:09:26.831
4 -	30.759	44.457	29.815	1:45.031	117.21	5.764	10:11:11.862
5 -	31.295	46.843	27.358	1:45.496	116.70	6.229	10:12:57.358
6 -	30.388	43.418	IN PIT	1:40.935	P 121.97	1.668	10:14:38.293
7 -	OUTLAP	47.488	29.176	5:31.845	37.10	3:52.578	10:20:10.138
8 -	31.176	44.386	27.155	1:42.717	(3) 119.85	3.450	10:21:52.855
9 -	38.179	46.800	27.724	1:52.703	109.23	13.436	10:23:45.558
10 -	30.436	42.591	29.167	1:42.194	(2) 120.47	2.927	10:25:27.752
11 -	32.562	43.286	29.210	1:45.058	117.18	5.791	10:27:12.810
12 -	30.283	42.359	26.625	1:39.267	(1) 124.02		10:28:52.077
13 -	29.921	41.748	IN PIT	1:38.048	P 125.56		10:30:30.125

Ferrari Challenge Trofeo Pirelli UK

QUALIFYING 1 - STATISTICS

Competitors Started 19
Planned Start 2019-07-20 @ 10:00:00.000
Actual Start 2019-07-20 @ 09:59:58.198
Finish Time 2019-07-20 @ 10:29:59.227
Track Length 3.419km
Total Laps 244
Total Distance Covered 834.455km

Session Fastest Lap History

NO	CL	NAME	LAP TIME	TIME OF DAY	LAP	VEHICLE
29	P	Jason BAKER	1:33.579	10:04:00.573	1	488 Challenge
29	P	Jason BAKER	1:32.012	10:05:32.587	2	488 Challenge
29	P	Jason BAKER	1:30.403	10:10:35.946	5	488 Challenge
29	P	Jason BAKER	1:30.217	10:21:12.896	10	488 Challenge
29	P	Jason BAKER	1:29.170	10:22:42.065	11	488 Challenge
29	P	Jason BAKER	1:28.754	10:25:55.411	13	488 Challenge

Flag History

TYPE	TIME OF DAY
GREEN	09:59:58.198
FINISH	10:29:59.227

Flag Statistics

TYPE	COUNT	TOTAL LAPS	TOTAL TIME
Green	1	16	31:41.235
Red	0	0	0.000
Safety Car	0	0	0.000
FCY	0	0	0.000

Ferrari Challenge Trofeo Pirelli UK

QUALIFYING 1 - STATISTICS

CLASS : P

7 Starters

Fastest Lap History

NO	NAME	LAP TIME	TIME OF DAY	LAP	VEHICLE
29	Jason BAKER	1:33.579	10:04:00.573	1	488 Challenge
29	Jason BAKER	1:32.012	10:05:32.587	2	488 Challenge
29	Jason BAKER	1:30.403	10:10:35.946	5	488 Challenge
29	Jason BAKER	1:30.217	10:21:12.896	10	488 Challenge
29	Jason BAKER	1:29.170	10:22:42.065	11	488 Challenge
29	Jason BAKER	1:28.754	10:25:55.411	13	488 Challenge

Ferrari Challenge Trofeo Pirelli UK

QUALIFYING 1 - STATISTICS

CLASS : S

12 Starters

Fastest Lap History

NO	NAME	LAP TIME	TIME OF DAY	LAP	VEHICLE
22	Gary REDMAN	1:39.662	10:05:45.704	1	488 Challenge
8	Mark MCALLISTER	1:37.806	10:06:14.477	1	488 Challenge
77	Paul SIMMERSON	1:37.215	10:09:08.737	1	488 Challenge
13	Stuart WILLSON	1:34.850	10:09:09.681	2	488 Challenge
13	Stuart WILLSON	1:33.690	10:14:11.781	5	488 Challenge
22	Gary REDMAN	1:32.975	10:14:21.833	6	488 Challenge
69	Toby FLANNAGAN	1:32.451	10:16:11.819	3	488 Challenge
22	Gary REDMAN	1:32.067	10:22:56.239	10	488 Challenge
8	Mark MCALLISTER	1:31.495	10:26:24.915	10	488 Challenge
40	Jamie THWAITES	1:30.781	10:28:08.542	9	488 Challenge

Weather / Track : Showers / Wet

Results can be found at www.tsl-timing.com


Page 3 of 3

Croft
Circuit Length = 3.419 km
Start: 09:59 Flag 10:29 End: 10:31

Printed - 10:37 Saturday, 20 July 2019

Ferrari Challenge Trofeo Pirelli UK

RACE 1 - GRID (30 minutes)

ROW 19	19	9	1:39.267 Paul STEVENS
ROW 18	18	25	1:34.749 Neil MILLER
ROW 17	17	77	1:34.674 Paul SIMMERSON
ROW 16	16	18	1:34.539 David GROVER
ROW 15	15	14	1:34.475 Imran KARA
ROW 14	14	83	1:32.992 Richard GUY
ROW 13	13	1	1:32.375 Alex MOSS
ROW 12	12	69	1:32.103 Toby FLANNAGAN
ROW 11	11	13	1:31.877 Stuart WILLSON
ROW 10	10	22	1:31.840 Gary REDMAN
ROW 9	9	8	1:31.439 Mark MCALLISTER
ROW 8	8	40	1:30.781 Jamie THWAITES
ROW 7	7	10	1:30.582 Henry SIMMONS
ROW 6	6	27	1:30.065 Martin SMITH
ROW 5	5	60	1:30.023 Wayne MARRS
ROW 4	4	72	1:29.870 Jon WOOD
ROW 3	3	43	1:29.671 Josh KIRKWOOD-JONES
ROW 2	2	79	1:28.830 Jamie CLARKE
ROW 1	1	29	1:28.754 Jason BAKER
Pole			
			

Croft
Circuit Length = 3.419 km

These results are provisional until the conclusion of any judicial and technical matters.

Clerk Of Course :	Steward :	Timekeeper :

Ferrari Challenge Trofeo Pirelli UK

QUALIFYING 2 - CLASSIFICATION

POS	NO	CL	PIC NAME	DEALERSHIP	ENTRY	TIME	ON	LAPS	GAP	DIFF	KPH
1	29	P	1 Jason BAKER	Dick Lovett, Swindon	488 Challenge	1:19.798	14	17			154.28
2	79	P	2 Jamie CLARKE	Stratstone, Manchester	488 Challenge	1:20.308	10	13	0.510	0.510	153.30
3	43	P	3 Josh KIRKWOOD-JONES	H R Owen, London	488 Challenge	1:21.150	9	12	1.352	0.842	151.71
4	60	P	4 Wayne MARRS	Dick Lovett, Swindon	488 Challenge	1:22.053	13	18	2.255	0.903	150.04
5	27	P	5 Martin SMITH	Graypaul, Birmingham	488 Challenge	1:22.209	5	10	2.411	0.156	149.76
6	69	S	1 Toby FLANNAGAN	Maranello Sales	488 Challenge	1:22.614	3	13	2.816	0.405	149.02
7	72*	P	6 Jon WOOD	Carrs Ferrari	488 Challenge	1:22.631	8	18	2.833	0.017	148.99
8	10	P	7 Henry SIMMONS	Maranello Sales	488 Challenge	1:22.934	12	14	3.136	0.303	148.45
9	40	S	2 Jamie THWAITES	JCT600 Brooklands Leeds	488 Challenge	1:22.972	9	14	3.174	0.038	148.38
10	1	S	3 Alex MOSS	Graypaul, Birmingham	488 Challenge	1:23.014	12	16	3.216	0.042	148.30
11	13	S	4 Stuart WILLSON	Graypaul, Nottingham	488 Challenge	1:23.442	2	13	3.644	0.428	147.54
12	22*	S	5 Gary REDMAN	Graypaul, Nottingham	488 Challenge	1:23.478	6	16	3.680	0.036	147.48
13	8	S	6 Mark MCALLISTER	Lancaster Ferrari, Colchester	488 Challenge	1:23.505	4	15	3.707	0.027	147.43
14	83	S	7 Richard GUY	Charles Hurst	488 Challenge	1:23.750	14	16	3.952	0.245	147.00
15	25	S	8 Neil MILLER	Meridien Modena	488 Challenge	1:24.059	11	16	4.261	0.309	146.46
16	14	S	9 Imran KARA	Graypaul, Birmingham	488 Challenge	1:24.146	12	14	4.348	0.087	146.31
17	18	S	10 David GROVER	H R Owen, London	488 Challenge	1:24.355	10	13	4.557	0.209	145.95
18	77	S	11 Paul SIMMERSON	Graypaul, Birmingham	488 Challenge	1:24.553	9	18	4.755	0.198	145.60
19	9	S	12 Paul STEVENS	Dick Lovett, Swindon	488 Challenge	1:28.507	17	17	8.709	3.954	139.10

QUALIFYING LAPTIME (120.0% of 1:19.798) = 1:35.757

No. 22, 72 - 1 Lap time disallowed; exceeding track limits.

Weather / Track : Cloudy / Dry

These results are provisional until the conclusion of any judicial and technical matters.

Croft

Circuit Length = 3.419 km

Start: 12:19 Flag 12:49 End: 12:51

Clerk Of Course :

Steward :

Timekeeper :

Ferrari Challenge Trofeo Pirelli UK

QUALIFYING 2 - BEST SECTORS

SECTOR 1			SECTOR 2			SECTOR 3			IDEAL / BEST COMPARISON						
POS	NO	NAME	TIME	NO	NAME	TIME	NO	NAME	TIME	POS	NO	NAME	IDEAL	BEST	DIFF
													PERFECT LAP	1:19.682	
1	29	BAKER	24.106	29	BAKER	32.856	29	BAKER	22.720	1	29	BAKER	1:19.682	1:19.798	0.116
2	79	CLARKE	24.106	79	CLARKE	33.339	43	KIRKWOOD-JONES	22.821	2	79	CLARKE	1:20.308	1:20.308	0.000
3	43	KIRKWOOD-JONES	24.538	27	SMITH	33.574	79	CLARKE	22.863	3	43	KIRKWOOD-JONES	1:20.977	1:21.150	0.173
4	72	WOOD	24.815	43	KIRKWOOD-JONES	33.618	60	MARRS	22.898	4	60	MARRS	1:21.485	1:22.053	0.568
5	60	MARRS	24.870	60	MARRS	33.717	22	REDMAN	23.162	5	72	WOOD	1:21.897	1:22.631	0.734
6	1	MOSS	24.906	72	WOOD	33.903	72	WOOD	23.179	6	27	SMITH	1:21.959	1:22.209	0.250
7	40	THWAITES	24.985	69	FLANNAGAN	33.971	1	MOSS	23.197	7	1	MOSS	1:22.260	1:23.014	0.754
8	10	SIMMONS	25.037	13	WILLSON	34.131	10	SIMMONS	23.226	8	69	FLANNAGAN	1:22.505	1:22.614	0.109
9	27	SMITH	25.039	1	MOSS	34.157	13	WILLSON	23.321	9	40	THWAITES	1:22.633	1:22.972	0.339
10	69	FLANNAGAN	25.197	40	THWAITES	34.159	69	FLANNAGAN	23.337	10	10	SIMMONS	1:22.654	1:22.934	0.280
11	83	GUY	25.250	10	SIMMONS	34.391	27	SMITH	23.346	11	13	WILLSON	1:22.917	1:23.442	0.525
12	22	REDMAN	25.252	8	MCALLISTER	34.515	83	GUY	23.419	12	22	REDMAN	1:23.052	1:23.478	0.426
13	8	MCALLISTER	25.327	25	MILLER	34.550	8	MCALLISTER	23.427	13	8	MCALLISTER	1:23.269	1:23.505	0.236
14	13	WILLSON	25.465	83	GUY	34.619	77	SIMMERSON	23.455	14	83	GUY	1:23.288	1:23.750	0.462
15	18	GROVER	25.466	22	REDMAN	34.638	40	THWAITES	23.489	15	25	MILLER	1:23.890	1:24.059	0.169
16	25	MILLER	25.635	14	KARA	34.865	18	GROVER	23.563	16	18	GROVER	1:23.902	1:24.355	0.453
17	14	KARA	25.716	18	GROVER	34.873	14	KARA	23.565	17	14	KARA	1:24.146	1:24.146	0.000
18	77	SIMMERSON	25.966	77	SIMMERSON	35.104	25	MILLER	23.705	18	77	SIMMERSON	1:24.525	1:24.553	0.028
19	9	STEVENS	26.692	9	STEVENS	37.009	9	STEVENS	24.459	19	9	STEVENS	1:28.160	1:28.507	0.347

Weather / Track : Cloudy / Dry

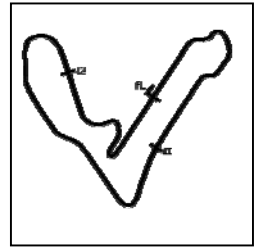
Results can be found at www.tsl-timing.com

Croft
Circuit Length = 3.419 km
Start: 12:19 Flag 12:49 End: 12:51

Printed - 12:53 Saturday, 20 July 2019

Ferrari Challenge Trofeo Pirelli UK

QUALIFYING 2 - SECTOR ANALYSIS



SECTOR 1 = FL to I1, SECTOR 2 = I1 to I2, SECTOR 3 = I2 to FL, DIFF = Difference To Personal Best Lap, P = Crossed Finish Line in Pit Lane, D = Time Disallowed

P1		29 P		Jason BAKER		488 Challenge - Dick Lovett, Swindon	
IDEAL LAP TIME : 1:19.682		BEST LAP TIME : 1:19.798		DIFFERENCE : 0.116			
LAP	SECTOR 1	SECTOR 2	SECTOR 3	LAP TIME	KPH	DIFF	TIME OF DAY
1 -	26.869	41.006	31.045	1:38.920	124.46	19.122	12:23:29.023
2 -	24.813	33.625	22.754	1:21.192	151.63	1.394	12:24:50.215
3 -	30.932	40.688	27.701	1:39.321	123.95	19.523	12:26:29.536
4 -	24.540	33.440	22.859	1:20.839	152.29	1.041	12:27:50.375
5 -	24.579	40.747	27.887	1:33.213	132.08	13.415	12:29:23.588
6 -	24.456	33.344	22.720	1:20.520 (2)	152.90	0.722	12:30:44.108
7 -	27.047	40.181	24.620	1:31.848	134.04	12.050	12:32:15.956
8 -	24.505	33.539	22.776	1:20.820 (3)	152.33	1.022	12:33:36.776
9 -	24.456	33.489	23.802	1:21.747	150.60	1.949	12:34:58.523
10 -	28.610	38.428	IN PIT	1:29.439 P	137.65	9.641	12:36:27.962
11 -	OUTLAP	41.111	23.946	2:56.367	69.80	1:36.569	12:39:24.329
12 -	26.937	44.317	26.395	1:37.649	126.08	17.851	12:41:01.978
13 -	24.106	40.462	24.864	1:29.432	137.66	9.634	12:42:31.410
14 -	24.170	32.856	22.772	1:19.798 (1)	154.28		12:43:51.208
15 -	30.724	46.774	29.100	1:46.598	115.49	26.800	12:45:37.806
16 -	24.631	38.777	35.957	1:39.365	123.90	19.567	12:47:17.171
17 -	24.798	45.641	IN PIT	1:39.104 P	124.22	19.306	12:48:56.275

P2		79 P		Jamie CLARKE		488 Challenge - Stratstone, Manchester	
IDEAL LAP TIME : 1:20.308		BEST LAP TIME : 1:20.308		DIFFERENCE : 0.000			
LAP	SECTOR 1	SECTOR 2	SECTOR 3	LAP TIME	KPH	DIFF	TIME OF DAY
1 -	25.127	40.016	35.252	1:40.395	122.63	20.087	12:23:50.874
2 -	24.653	33.830	23.041	1:21.524 (3)	151.01	1.216	12:25:12.398
3 -	24.413	41.186	26.781	1:32.380	133.27	12.072	12:26:44.778
4 -	24.900	40.667	23.650	1:29.217	137.99	8.909	12:28:13.995
5 -	24.394	34.331	24.746	1:23.471	147.49	3.163	12:29:37.466
6 -	24.336	33.587	23.270	1:21.193 (2)	151.63	0.885	12:30:58.659
7 -	25.616	40.976	IN PIT	1:30.784 P	135.61	10.476	12:32:29.443
8 -	OUTLAP	38.005	24.277	4:16.654	47.96	2:56.346	12:36:46.097
9 -	25.462	38.509	27.475	1:31.446	134.63	11.138	12:38:17.543
10 -	24.106	33.339	22.863	1:20.308 (1)	153.30		12:39:37.851
11 -	24.755	38.714	25.618	1:29.087	138.19	8.779	12:41:06.938
12 -	24.264	36.250	24.574	1:25.088	144.69	4.780	12:42:32.026
13 -	24.656	34.000	IN PIT	1:23.065 P	148.21	2.757	12:43:55.091

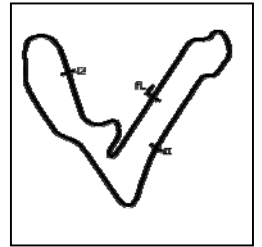
P3		43 P		Josh KIRKWOOD-JONES		488 Challenge - H R Owen, London	
IDEAL LAP TIME : 1:20.977		BEST LAP TIME : 1:21.150		DIFFERENCE : 0.173			
LAP	SECTOR 1	SECTOR 2	SECTOR 3	LAP TIME	KPH	DIFF	TIME OF DAY
1 -	26.026	34.656	29.923	1:30.605	135.88	9.455	12:24:28.542
2 -	25.157	34.008	23.093	1:22.258	149.67	1.108	12:25:50.800
3 -	25.013	33.647	23.013	1:21.673 (3)	150.74	0.523	12:27:12.473
4 -	29.787	46.102	33.189	1:49.078	112.87	27.928	12:29:01.551
5 -	24.975	34.087	23.344	1:22.406	149.40	1.256	12:30:23.957
6 -	24.890	33.625	23.001	1:21.516 (2)	151.03	0.366	12:31:45.473
7 -	30.835	39.843	IN PIT	1:33.224 P	132.06	12.074	12:33:18.697
8 -	OUTLAP	48.390	26.206	4:52.893	42.03	3:31.743	12:38:11.590
9 -	24.711	33.618	22.821	1:21.150 (1)	151.71		12:39:32.740
10 -	24.538	34.480	22.825	1:21.843	150.42	0.693	12:40:54.583
11 -	30.177	48.719	29.528	1:48.424	113.55	27.274	12:42:43.007
12 -	33.967	45.895	IN PIT	1:47.471 P	114.55	26.321	12:44:30.478

Weather / Track : Cloudy / Dry

Croft
Circuit Length = 3.419 km
Start: 12:19 Flag 12:49 End: 12:51

Ferrari Challenge Trofeo Pirelli UK

QUALIFYING 2 - SECTOR ANALYSIS



SECTOR 1 = FL to I1, SECTOR 2 = I1 to I2, SECTOR 3 = I2 to FL, DIFF = Difference To Personal Best Lap, P = Crossed Finish Line in Pit Lane, D = Time Disallowed

P4 60 P		Wayne MARRS		488 Challenge - Dick Lovett, Swindon			
IDEAL LAP TIME : 1:21.485		BEST LAP TIME : 1:22.053		DIFFERENCE : 0.568			
LAP	SECTOR 1	SECTOR 2	SECTOR 3	LAP TIME	KPH	DIFF	TIME OF DAY
1 -	29.895	37.474	30.707	1:38.076	125.53	16.023	12:23:29.953
2 -	25.571	34.634	23.181	1:23.386	147.64	1.333	12:24:53.339
3 -	25.818	34.310	23.342	1:23.470	147.49	1.417	12:26:16.809
4 -	31.589	41.476	24.234	1:37.299	126.53	15.246	12:27:54.108
5 -	25.173	34.205	23.051	1:22.429	149.36	0.376	12:29:16.537
6 -	25.030	34.025	23.664	1:22.719	148.83	0.666	12:30:39.256
7 -	33.354	39.759	IN PIT	1:36.736	P 127.27	14.683	12:32:15.992
8 -	OUTLAP	39.233	25.543	4:20.735	47.21	2:58.682	12:36:36.727
9 -	27.974	36.591	23.603	1:28.168	139.63	6.115	12:38:04.895
10 -	25.124	34.216	22.898	1:22.238	(2) 149.70	0.185	12:39:27.133
11 -	24.904	34.726	23.465	1:23.095	148.16	1.042	12:40:50.228
12 -	30.443	46.957	25.941	1:43.341	119.13	21.288	12:42:33.569
13 -	24.905	33.717	23.431	1:22.053	(1) 150.04		12:43:55.622
14 -	25.322	37.112	25.469	1:27.903	140.05	5.850	12:45:23.525
15 -	24.949	34.082	23.329	1:22.360	(3) 149.48	0.307	12:46:45.885
16 -	24.977	40.924	26.214	1:32.115	133.65	10.062	12:48:18.000
17 -	24.870	34.100	23.497	1:22.467	149.29	0.414	12:49:40.467
18 -	25.340	41.514	25.662	1:32.516	133.07	10.463	12:51:12.983

P5 27 P		Martin SMITH		488 Challenge - Graypaul, Birmingham			
IDEAL LAP TIME : 1:21.959		BEST LAP TIME : 1:22.209		DIFFERENCE : 0.250			
LAP	SECTOR 1	SECTOR 2	SECTOR 3	LAP TIME	KPH	DIFF	TIME OF DAY
1 -	26.322	34.754	23.606	1:24.682	145.38	2.473	12:27:40.273
2 -	25.546	34.060	23.356	1:22.962	148.40	0.753	12:29:03.235
3 -	25.199	34.214	IN PIT	1:21.722	P 150.65		12:30:24.957
4 -	OUTLAP	40.666	27.993	7:56.152	25.85	6:33.943	12:38:21.109
5 -	25.073	33.790	23.346	1:22.209	(1) 149.76		12:39:43.318
6 -	25.195	33.708	IN PIT	1:26.719	P 141.97	4.510	12:41:10.037
7 -	OUTLAP	34.525	28.021	4:32.459	45.18	3:10.250	12:45:42.496
8 -	25.039	33.884	23.463	1:22.386	(2) 149.43	0.177	12:47:04.882
9 -	25.220	33.574	23.750	1:22.544	(3) 149.15	0.335	12:48:27.426
10 -	30.981	42.292	IN PIT	1:36.566	P 127.49	14.357	12:50:03.992

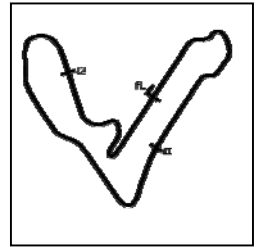
P6 69 S		Toby FLANNAGAN		488 Challenge - Maranello Sales			
IDEAL LAP TIME : 1:22.505		BEST LAP TIME : 1:22.614		DIFFERENCE : 0.109			
LAP	SECTOR 1	SECTOR 2	SECTOR 3	LAP TIME	KPH	DIFF	TIME OF DAY
1 -	27.353	36.261	24.780	1:28.394	139.28	5.780	12:28:54.792
2 -	25.349	36.118	23.675	1:25.142	144.60	2.528	12:30:19.934
3 -	25.197	33.971	23.446	1:22.614	(1) 149.02		12:31:42.548
4 -	26.617	36.548	IN PIT	1:27.224	P 141.14	4.610	12:33:09.772
5 -	OUTLAP	41.019	26.908	4:02.453	50.77	2:39.839	12:37:12.225
6 -	25.569	34.112	24.099	1:23.780	(2) 146.95	1.166	12:38:36.005
7 -	25.866	35.403	24.192	1:25.461	144.06	2.847	12:40:01.466
8 -	25.511	34.546	23.866	1:23.923	(3) 146.70	1.309	12:41:25.389
9 -	26.021	34.635	23.337	1:23.993	146.57	1.379	12:42:49.382
10 -	28.964	44.632	25.517	1:39.113	124.21	16.499	12:44:28.495
11 -	28.268	39.919	25.452	1:33.639	131.47	11.025	12:46:02.134
12 -	26.044	35.431	24.651	1:26.126	142.94	3.512	12:47:28.260
13 -	29.784	41.764	IN PIT	1:38.044	P 125.57	15.430	12:49:06.304

Weather / Track : Cloudy / Dry

Croft
Circuit Length = 3.419 km
Start: 12:19 Flag 12:49 End: 12:51

Ferrari Challenge Trofeo Pirelli UK

QUALIFYING 2 - SECTOR ANALYSIS



SECTOR 1 = FL to I1, SECTOR 2 = I1 to I2, SECTOR 3 = I2 to FL, DIFF = Difference To Personal Best Lap, P = Crossed Finish Line in Pit Lane, D = Time Disallowed

P7 72 P		Jon WOOD		488 Challenge - Carrs Ferrari			
IDEAL LAP TIME : 1:21.897		BEST LAP TIME : 1:22.631		DIFFERENCE : 0.734			
LAP	SECTOR 1	SECTOR 2	SECTOR 3	LAP TIME	KPH	DIFF	TIME OF DAY
1 -	29.401	41.730	32.706	1:43.837	118.56	21.206	12:23:37.356
2 -	26.110	34.506	23.179	1:23.795	146.92	1.164	12:25:01.151
3 -	24.815	40.457	25.821	1:31.093	135.15	8.462	12:26:32.244
4 -	25.000	1:02.912	25.720	1:53.632	108.34	31.001	12:28:25.876
5 -	24.959	39.927	24.371	1:29.257	137.93	6.626	12:29:55.133
6 -	24.825	34.291	23.239	1:22.355 D	149.49		12:31:17.488
7 -	25.027	33.903	23.726	1:22.656 (2)	148.95	0.025	12:32:40.144
8 -	25.174	34.201	23.256	1:22.631 (1)	148.99		12:34:02.775
9 -	26.820	36.783	IN PIT	1:25.666 P	143.71	3.035	12:35:28.441
10 -	OUTLAP	39.144	28.422	3:38.321	56.39	2:15.690	12:39:06.762
11 -	27.106	36.949	25.642	1:29.697	137.25	7.066	12:40:36.459
12 -	24.877	34.487	27.128	1:26.492	142.34	3.861	12:42:02.951
13 -	29.302	38.654	26.248	1:34.204	130.69	11.573	12:43:37.155
14 -	24.977	34.658	23.287	1:22.922 (3)	148.47	0.291	12:45:00.077
15 -	25.307	38.808	24.660	1:28.775	138.68	6.144	12:46:28.852
16 -	25.427	35.125	25.390	1:25.942	143.25	3.311	12:47:54.794
17 -	25.134	34.473	23.837	1:23.444	147.54	0.813	12:49:18.238
18 -	25.134	39.160	IN PIT	1:28.406 P	139.26	5.775	12:50:46.644

P8 10 P		Henry SIMMONS		488 Challenge - Maranello Sales			
IDEAL LAP TIME : 1:22.654		BEST LAP TIME : 1:22.934		DIFFERENCE : 0.280			
LAP	SECTOR 1	SECTOR 2	SECTOR 3	LAP TIME	KPH	DIFF	TIME OF DAY
1 -	26.817	36.033	23.840	1:26.690	142.01	3.756	12:31:24.644
2 -	26.008	35.358	23.864	1:25.230	144.45	2.296	12:32:49.874
3 -	25.788	34.399	23.545	1:23.732	147.03	0.798	12:34:13.606
4 -	25.269	34.646	23.491	1:23.406 (3)	147.61	0.472	12:35:37.012
5 -	26.535	41.208	26.612	1:34.355	130.48	11.421	12:37:11.367
6 -	25.297	34.667	23.854	1:23.818	146.88	0.884	12:38:35.185
7 -	25.563	34.525	23.342	1:23.430	147.56	0.496	12:39:58.615
8 -	25.141	34.512	23.488	1:23.141 (2)	148.08	0.207	12:41:21.756
9 -	25.037	34.433	24.182	1:23.652	147.17	0.718	12:42:45.408
10 -	32.936	43.916	26.716	1:43.568	118.87	20.634	12:44:28.976
11 -	28.140	37.828	24.436	1:30.404	136.18	7.470	12:45:59.380
12 -	25.317	34.391	23.226	1:22.934 (1)	148.45		12:47:22.314
13 -	25.703	35.599	24.767	1:26.069	143.04	3.135	12:48:48.383
14 -	40.016	44.213	IN PIT	1:50.201 P	111.71	27.267	12:50:38.584

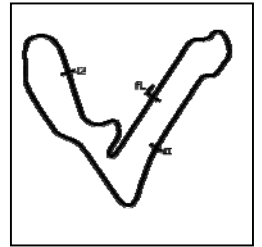
P9 40 S		Jamie THWAITES		488 Challenge - JCT600 Brooklands Leeds			
IDEAL LAP TIME : 1:22.633		BEST LAP TIME : 1:22.972		DIFFERENCE : 0.339			
LAP	SECTOR 1	SECTOR 2	SECTOR 3	LAP TIME	KPH	DIFF	TIME OF DAY
1 -	27.426	37.490	24.093	1:29.009	138.31	6.037	12:24:20.301
2 -	26.167	35.778	23.727	1:25.672	143.70	2.700	12:25:45.973
3 -	26.237	35.335	23.856	1:25.428	144.11	2.456	12:27:11.401
4 -	25.987	35.879	23.849	1:25.715	143.63	2.743	12:28:37.116
5 -	25.965	34.975	23.810	1:24.750	145.27	1.778	12:30:01.866
6 -	30.529	42.349	IN PIT	1:41.512 P	121.28	18.540	12:31:43.378
7 -	OUTLAP	37.747	24.302	4:48.131	42.72	3:25.159	12:36:31.509
8 -	25.327	34.364	23.959	1:23.650 (3)	147.18	0.678	12:37:55.159
9 -	24.985	34.498	23.489	1:22.972 (1)	148.38		12:39:18.131
10 -	25.262	40.928	IN PIT	1:32.005 P	133.81	9.033	12:40:50.136
11 -	OUTLAP	37.219	24.370	2:54.717	70.46	1:31.745	12:43:44.853
12 -	25.248	34.281	23.510	1:23.039 (2)	148.26	0.067	12:45:07.892
13 -	25.228	34.159	24.801	1:24.188	146.23	1.216	12:46:32.080
14 -	32.968	40.362	IN PIT	1:39.571 P	123.64	16.599	12:48:11.651

Weather / Track : Cloudy / Dry

Croft
Circuit Length = 3.419 km
Start: 12:19 Flag 12:49 End: 12:51

Ferrari Challenge Trofeo Pirelli UK

QUALIFYING 2 - SECTOR ANALYSIS



SECTOR 1 = FL to I1, SECTOR 2 = I1 to I2, SECTOR 3 = I2 to FL, DIFF = Difference To Personal Best Lap, P = Crossed Finish Line in Pit Lane, D = Time Disallowed

P10		1 S		Alex MOSS		488 Challenge - Graypaul, Birmingham	
IDEAL LAP TIME : 1:22.260		BEST LAP TIME : 1:23.014		DIFFERENCE : 0.754			
LAP	SECTOR 1	SECTOR 2	SECTOR 3	LAP TIME	KPH	DIFF	TIME OF DAY
1 -	27.672	38.050	35.284	1:41.006	121.89	17.992	12:24:02.096
2 -	25.876	34.856	24.002	1:24.734	145.29	1.720	12:25:26.830
3 -	25.790	34.492	23.197	1:23.479	147.48	0.465	12:26:50.309
4 -	29.779	45.953	IN PIT	1:42.366	P 120.27	19.352	12:28:32.675
5 -	OUTLAP	38.610	24.054	6:23.893	32.07	5:00.879	12:34:56.568
6 -	25.608	34.736	23.226	1:23.570	147.32	0.556	12:36:20.138
7 -	25.157	34.713	23.442	1:23.312	147.77	0.298	12:37:43.450
8 -	25.330	35.641	24.310	1:25.281	144.36	2.267	12:39:08.731
9 -	25.402	45.713	25.055	1:36.170	128.01	13.156	12:40:44.901
10 -	25.365	34.341	23.451	1:23.157	(3) 148.05	0.143	12:42:08.058
11 -	25.746	50.139	26.701	1:42.586	120.01	19.572	12:43:50.644
12 -	25.054	34.157	23.803	1:23.014	(1) 148.30		12:45:13.658
13 -	26.406	42.485	25.611	1:34.502	130.27	11.488	12:46:48.160
14 -	25.370	36.422	25.330	1:27.122	141.31	4.108	12:48:15.282
15 -	25.053	35.318	23.763	1:24.134	146.33	1.120	12:49:39.416
16 -	24.906	34.678	23.503	1:23.087	(2) 148.17	0.073	12:51:02.503

P11		13 S		Stuart WILLSON		488 Challenge - Graypaul, Nottingham	
IDEAL LAP TIME : 1:22.917		BEST LAP TIME : 1:23.442		DIFFERENCE : 0.525			
LAP	SECTOR 1	SECTOR 2	SECTOR 3	LAP TIME	KPH	DIFF	TIME OF DAY
1 -	27.723	37.082	24.087	1:28.892	138.50	5.450	12:23:12.695
2 -	25.779	34.342	23.321	1:23.442	(1) 147.54		12:24:36.137
3 -	25.492	34.665	23.428	1:23.585	(2) 147.29	0.143	12:25:59.722
4 -	26.453	35.765	IN PIT	1:27.085	P 141.37	3.643	12:27:26.807
5 -	OUTLAP	39.472	24.932	7:06.613	28.85	5:43.171	12:34:33.420
6 -	27.327	35.372	23.612	1:26.311	142.64	2.869	12:35:59.731
7 -	25.724	34.131	23.814	1:23.669	147.14	0.227	12:37:23.400
8 -	37.253	37.950	24.375	1:39.578	123.63	16.136	12:39:02.978
9 -	25.824	34.164	23.626	1:23.614	(3) 147.24	0.172	12:40:26.592
10 -	25.465	37.135	24.392	1:26.992	141.52	3.550	12:41:53.584
11 -	28.389	36.188	24.040	1:28.617	138.93	5.175	12:43:22.201
12 -	25.915	34.441	23.382	1:23.738	147.02	0.296	12:44:45.939
13 -	29.313	37.894	IN PIT	1:31.258	P 134.91	7.816	12:46:17.197

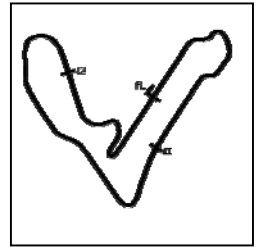
P12		22 S		Gary REDMAN		488 Challenge - Graypaul, Nottingham	
IDEAL LAP TIME : 1:23.052		BEST LAP TIME : 1:23.478		DIFFERENCE : 0.426			
LAP	SECTOR 1	SECTOR 2	SECTOR 3	LAP TIME	KPH	DIFF	TIME OF DAY
1 -	27.556	36.704	27.215	1:31.475	134.59	7.997	12:24:33.037
2 -	26.438	35.637	23.862	1:25.937	143.26	2.459	12:25:58.974
3 -	25.682	35.424	23.337	1:24.443	145.79	0.965	12:27:23.417
4 -	25.572	35.060	23.648	1:24.280	(3) 146.08	0.802	12:28:47.697
5 -	25.379	44.910	28.119	1:38.408	125.10	14.930	12:30:26.105
6 -	25.612	34.704	23.162	1:23.478	(1) 147.48		12:31:49.583
7 -	30.297	43.683	IN PIT	1:39.647	P 123.55	16.169	12:33:29.230
8 -	OUTLAP	38.971	26.749	5:00.862	40.92	3:37.384	12:38:30.092
9 -	26.032	37.084	24.011	1:27.127	141.30	3.649	12:39:57.219
10 -	25.655	34.843	23.213	1:23.711	(2) 147.07	0.233	12:41:20.930
11 -	25.252	34.638	23.498	1:23.388	D 147.64		12:42:44.318
12 -	33.590	42.028	23.983	1:39.601	123.60	16.123	12:44:23.919
13 -	31.964	40.325	25.349	1:37.638	126.09	14.160	12:46:01.557
14 -	25.461	35.436	25.145	1:26.042	143.08	2.564	12:47:27.599
15 -	25.385	34.819	24.668	1:24.872	145.06	1.394	12:48:52.471
16 -	26.455	37.412	IN PIT	1:31.038	P 135.23	7.560	12:50:23.509

Weather / Track : Cloudy / Dry

Croft
Circuit Length = 3.419 km
Start: 12:19 Flag 12:49 End: 12:51

Ferrari Challenge Trofeo Pirelli UK

QUALIFYING 2 - SECTOR ANALYSIS



SECTOR 1 = FL to I1, SECTOR 2 = I1 to I2, SECTOR 3 = I2 to FL, DIFF = Difference To Personal Best Lap, P = Crossed Finish Line in Pit Lane, D = Time Disallowed

P13 8 S		Mark MCALLISTER		488 Challenge - Lancaster Ferrari, Colchester			
IDEAL LAP TIME : 1:23.269		BEST LAP TIME : 1:23.505		DIFFERENCE : 0.236			
LAP	SECTOR 1	SECTOR 2	SECTOR 3	LAP TIME	KPH	DIFF	TIME OF DAY
1 -	26.757	40.337	37.624	1:44.718	117.56	21.213	12:23:43.466
2 -	25.556	35.974	23.635	1:25.165	144.56	1.660	12:25:08.631
3 -	25.348	35.006	24.219	1:24.573 (3)	145.57	1.068	12:26:33.204
4 -	25.327	34.751	23.427	1:23.505 (1)	147.43		12:27:56.709
5 -	30.184	39.388	IN PIT	1:33.431 P	131.77	9.926	12:29:30.140
6 -	OUTLAP	38.508	25.805	4:57.023	41.45	3:33.518	12:34:27.163
7 -	25.931	35.024	24.149	1:25.104	144.66	1.599	12:35:52.267
8 -	25.397	40.582	25.393	1:31.372	134.74	7.867	12:37:23.639
9 -	37.084	43.540	IN PIT	1:48.666 P	113.29	25.161	12:39:12.305
10 -	OUTLAP	37.678	26.544	4:16.887	47.92	2:53.382	12:43:29.192
11 -	25.779	34.515	23.531	1:23.825 (2)	146.87	0.320	12:44:53.017
12 -	25.354	38.884	26.556	1:30.794	135.59	7.289	12:46:23.811
13 -	28.928	44.539	26.202	1:39.669	123.52	16.164	12:48:03.480
14 -	26.736	37.870	24.273	1:28.879	138.52	5.374	12:49:32.359
15 -	25.423	35.788	24.737	1:25.948	143.24	2.443	12:50:58.307

P14 83 S		Richard GUY		488 Challenge - Charles Hurst			
IDEAL LAP TIME : 1:23.288		BEST LAP TIME : 1:23.750		DIFFERENCE : 0.462			
LAP	SECTOR 1	SECTOR 2	SECTOR 3	LAP TIME	KPH	DIFF	TIME OF DAY
1 -	28.866	37.607	30.593	1:37.066	126.83	13.316	12:23:38.359
2 -	27.450	36.322	23.598	1:27.370	140.91	3.620	12:25:05.729
3 -	25.816	36.385	25.669	1:27.870	140.11	4.120	12:26:33.599
4 -	25.716	35.631	23.419	1:24.766	145.24	1.016	12:27:58.365
5 -	26.889	35.620	23.801	1:26.310	142.64	2.560	12:29:24.675
6 -	25.486	34.963	23.961	1:24.410 (3)	145.85	0.660	12:30:49.085
7 -	25.605	38.344	IN PIT	1:31.031 P	135.24	7.281	12:32:20.116
8 -	OUTLAP	39.017	25.002	3:49.564	53.63	2:25.814	12:36:09.680
9 -	25.445	35.345	23.698	1:24.488	145.72	0.738	12:37:34.168
10 -	32.838	43.352	25.850	1:42.040	120.65	18.290	12:39:16.208
11 -	25.644	39.255	27.019	1:31.918	133.94	8.168	12:40:48.126
12 -	25.665	34.731	23.644	1:24.040 (2)	146.49	0.290	12:42:12.166
13 -	25.389	36.242	24.439	1:26.070	143.04	2.320	12:43:38.236
14 -	25.426	34.619	23.705	1:23.750 (1)	147.00		12:45:01.986
15 -	25.250	37.585	25.470	1:28.305	139.42	4.555	12:46:30.291
16 -	25.357	36.759	IN PIT	1:25.188 P	144.52	1.438	12:47:55.479

P15 25 S		Neil MILLER		488 Challenge - Meridien Modena			
IDEAL LAP TIME : 1:23.890		BEST LAP TIME : 1:24.059		DIFFERENCE : 0.169			
LAP	SECTOR 1	SECTOR 2	SECTOR 3	LAP TIME	KPH	DIFF	TIME OF DAY
1 -	28.070	36.915	24.620	1:29.605	137.39	5.546	12:23:16.436
2 -	26.643	35.473	24.107	1:26.223	142.78	2.164	12:24:42.659
3 -	26.820	35.530	23.705	1:26.055	143.06	1.996	12:26:08.714
4 -	33.361	40.989	25.066	1:39.416	123.83	15.357	12:27:48.130
5 -	26.284	35.454	24.182	1:25.920 (3)	143.29	1.861	12:29:14.050
6 -	26.184	34.760	23.789	1:24.733 (2)	145.29	0.674	12:30:38.783
7 -	33.303	47.669	IN PIT	1:48.799 P	113.15	24.740	12:32:27.582
8 -	OUTLAP	41.883	26.385	4:35.062	44.75	3:11.003	12:37:02.644
9 -	28.657	37.243	25.795	1:31.695	134.26	7.636	12:38:34.339
10 -	26.561	35.832	24.066	1:26.459	142.39	2.400	12:40:00.798
11 -	25.635	34.550	23.874	1:24.059 (1)	146.46		12:41:24.857
12 -	32.554	40.492	26.427	1:39.473	123.76	15.414	12:43:04.330
13 -	26.295	35.100	IN PIT	1:29.209 P	138.00	5.150	12:44:33.539
14 -	OUTLAP	35.582	26.743	2:46.544	73.92	1:22.485	12:47:20.083
15 -	25.691	37.557	24.681	1:27.929	140.01	3.870	12:48:48.012
16 -	32.891	40.918	IN PIT	1:40.986 P	121.91	16.927	12:50:28.998

Weather / Track : Cloudy / Dry

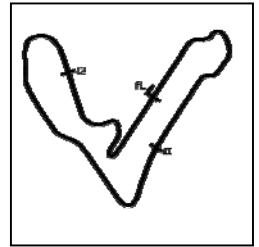
Croft

Circuit Length = 3.419 km

Start: 12:19 Flag 12:49 End: 12:51

Ferrari Challenge Trofeo Pirelli UK

QUALIFYING 2 - SECTOR ANALYSIS



SECTOR 1 = FL to I1, SECTOR 2 = I1 to I2, SECTOR 3 = I2 to FL, DIFF = Difference To Personal Best Lap, P = Crossed Finish Line in Pit Lane, D = Time Disallowed

P16 14 S		Imran KARA		488 Challenge - Graypaul, Birmingham			
IDEAL LAP TIME : 1:24.146		BEST LAP TIME : 1:24.146		DIFFERENCE : 0.000			
LAP	SECTOR 1	SECTOR 2	SECTOR 3	LAP TIME	KPH	DIFF	TIME OF DAY
1 -	27.861	38.148	24.019	1:30.028	136.75	5.882	12:28:09.047
2 -	26.810	36.525	27.017	1:30.352	136.26	6.206	12:29:39.399
3 -	26.459	35.665	24.259	1:26.383	142.52	2.237	12:31:05.782
4 -	26.175	36.438	24.010	1:26.623	142.12	2.477	12:32:32.405
5 -	27.036	36.686	24.196	1:27.918	140.03	3.772	12:34:00.323
6 -	26.268	35.700	23.728	1:25.696	143.66	1.550	12:35:26.019
7 -	48.411	39.125	IN PIT	1:52.927 P	109.02	28.781	12:37:18.946
8 -		53.168	33.893	3:50.858	53.32	2:26.712	12:41:09.804
9 -	25.886	35.462	23.788	1:25.136 (2)	144.61	0.990	12:42:34.940
10 -	40.040	42.781	24.189	1:47.010	115.05	22.864	12:44:21.950
11 -	25.824	55.856	23.848	1:45.528	116.66	21.382	12:46:07.478
12 -	25.716	34.865	23.565	1:24.146 (1)	146.31		12:47:31.624
13 -	25.894	35.499	24.151	1:25.544 (3)	143.92	1.398	12:48:57.168
14 -	27.915	43.944	IN PIT	1:39.907 P	123.23	15.761	12:50:37.075

P17 18 S		David GROVER		488 Challenge - H R Owen, London			
IDEAL LAP TIME : 1:23.902		BEST LAP TIME : 1:24.355		DIFFERENCE : 0.453			
LAP	SECTOR 1	SECTOR 2	SECTOR 3	LAP TIME	KPH	DIFF	TIME OF DAY
1 -	28.476	38.035	24.879	1:31.390	134.71	7.035	12:26:47.346
2 -	27.019	37.018	24.413	1:28.450	139.19	4.095	12:28:15.796
3 -	26.531	36.171	23.942	1:26.644	142.09	2.289	12:29:42.440
4 -	27.011	37.111	IN PIT	1:27.310 P	141.01	2.955	12:31:09.750
5 -	OUTLAP	36.966	24.150	2:46.052	74.14	1:21.697	12:33:55.802
6 -	26.024	35.438	23.563	1:25.025 (3)	144.80	0.670	12:35:20.827
7 -	27.580	35.908	23.887	1:27.375	140.90	3.020	12:36:48.202
8 -	26.262	41.357	27.469	1:35.088	129.47	10.733	12:38:23.290
9 -	26.147	35.456	23.745	1:25.348	144.25	0.993	12:39:48.638
10 -	25.717	34.873	23.765	1:24.355 (1)	145.95		12:41:12.993
11 -	25.466	35.070	23.947	1:24.483 (2)	145.72	0.128	12:42:37.476
12 -	29.635	38.027	25.025	1:32.687	132.83	8.332	12:44:10.163
13 -	26.342	37.609	IN PIT	1:35.056 P	129.51	10.701	12:45:45.219

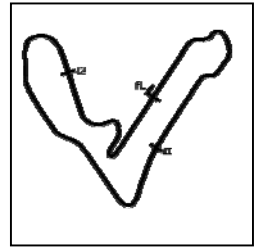
P18 77 S		Paul SIMMERSON		488 Challenge - Graypaul, Birmingham			
IDEAL LAP TIME : 1:24.525		BEST LAP TIME : 1:24.553		DIFFERENCE : 0.028			
LAP	SECTOR 1	SECTOR 2	SECTOR 3	LAP TIME	KPH	DIFF	TIME OF DAY
1 -	33.070	47.321	29.538	1:49.929	111.99	25.376	12:24:04.225
2 -	32.021	44.932	IN PIT	1:45.368 P	116.84	20.815	12:25:49.593
3 -	OUTLAP	40.642	25.792	2:52.178	71.50	1:27.625	12:28:41.771
4 -	26.381	35.945	23.570	1:25.896	143.33	1.343	12:30:07.667
5 -	26.157	35.917	23.476	1:25.550	143.91	0.997	12:31:33.217
6 -	26.204	35.124	23.833	1:25.161 (2)	144.56	0.608	12:32:58.378
7 -	29.037	38.424	25.782	1:33.243	132.03	8.690	12:34:31.621
8 -	29.817	44.759	29.850	1:44.426	117.89	19.873	12:36:16.047
9 -	25.994	35.104	23.455	1:24.553 (1)	145.60		12:37:40.600
10 -	26.039	37.433	25.380	1:28.852	138.56	4.299	12:39:09.452
11 -	26.089	36.045	25.748	1:27.882	140.09	3.329	12:40:37.334
12 -	26.461	37.473	25.404	1:29.338	137.80	4.785	12:42:06.672
13 -	26.063	45.533	30.628	1:42.224	120.43	17.671	12:43:48.896
14 -	25.966	44.486	27.305	1:37.757	125.94	13.204	12:45:26.653
15 -	26.234	35.795	26.055	1:28.084	139.77	3.531	12:46:54.737
16 -	26.161	35.316	24.301	1:25.778	143.52	1.225	12:48:20.515
17 -	26.023	35.324	24.068	1:25.415 (3)	144.13	0.862	12:49:45.930
18 -	30.261	45.884	IN PIT	1:48.108 P	113.88	23.555	12:51:34.038

Weather / Track : Cloudy / Dry

Croft
Circuit Length = 3.419 km
Start: 12:19 Flag 12:49 End: 12:51

Ferrari Challenge Trofeo Pirelli UK

QUALIFYING 2 - SECTOR ANALYSIS



SECTOR 1 = FL to I1, SECTOR 2 = I1 to I2, SECTOR 3 = I2 to FL, DIFF = Difference To Personal Best Lap, P = Crossed Finish Line in Pit Lane, D = Time Disallowed

P19		9 S		Paul STEVENS		488 Challenge - Dick Lovett, Swindon	
IDEAL LAP TIME : 1:28.160		BEST LAP TIME : 1:28.507		DIFFERENCE : 0.347			
LAP	SECTOR 1	SECTOR 2	SECTOR 3	LAP TIME	KPH	DIFF	TIME OF DAY
1 -	32.126	45.335	35.614	1:53.075	108.88	24.568	12:23:53.042
2 -	29.549	39.798	25.820	1:35.167	129.36	6.660	12:25:28.209
3 -	27.009	38.455	24.625	1:30.089	136.66	1.582	12:26:58.298
4 -	27.246	37.665	24.963	1:29.874	136.98	1.367	12:28:28.172
5 -	27.134	38.129	25.183	1:30.446	136.12	1.939	12:29:58.618
6 -	27.360	37.438	24.697	1:29.495 (3)	137.56	0.988	12:31:28.113
7 -	26.967	37.877	IN PIT	1:29.439 P	137.65	0.932	12:32:57.552
8 -	OUTLAP	38.749	25.250	4:07.446	49.75	2:38.939	12:37:04.998
9 -	27.050	39.795	26.104	1:32.949	132.45	4.442	12:38:37.947
10 -	26.692	51.915	25.281	1:43.888	118.50	15.381	12:40:21.835
11 -	27.470	38.145	24.669	1:30.284	136.36	1.777	12:41:52.119
12 -	31.062	38.970	24.889	1:34.921	129.70	6.414	12:43:27.040
13 -	27.964	37.912	24.727	1:30.603	135.88	2.096	12:44:57.643
14 -	27.517	38.800	26.921	1:33.238	132.04	4.731	12:46:30.881
15 -	27.217	37.862	24.900	1:29.979	136.82	1.472	12:48:00.860
16 -	26.699	37.355	24.459	1:28.513 (2)	139.09	0.006	12:49:29.373
17 -	26.963	37.009	24.535	1:28.507 (1)	139.10		12:50:57.880

Weather / Track : Cloudy / Dry

Results can be found at www.tsl-timing.com

Page 7 of 7

Croft
Circuit Length = 3.419 km
Start: 12:19 Flag 12:49 End: 12:51

Printed - 12:52 Saturday, 20 July 2019

Ferrari Challenge Trofeo Pirelli UK

QUALIFYING 2 - STATISTICS

Competitors Started 19
Planned Start 2019-07-20 @ 12:20:00.000
Actual Start 2019-07-20 @ 12:19:55.546
Finish Time 2019-07-20 @ 12:49:57.203
Track Length 3.419km
Total Laps 283
Total Distance Covered 967.831km

Session Fastest Lap History

NO	CL	NAME	LAP TIME	TIME OF DAY	LAP	VEHICLE
13	S	Stuart WILLSON	1:28.892	12:23:12.699	1	488 Challenge
13	S	Stuart WILLSON	1:23.442	12:24:36.141	2	488 Challenge
29	P	Jason BAKER	1:21.192	12:24:50.220	2	488 Challenge
29	P	Jason BAKER	1:20.839	12:27:50.380	4	488 Challenge
29	P	Jason BAKER	1:20.520	12:30:44.112	6	488 Challenge
79	P	Jamie CLARKE	1:20.308	12:39:37.856	10	488 Challenge
29	P	Jason BAKER	1:19.798	12:43:51.213	14	488 Challenge

Flag History

TYPE	TIME OF DAY
GREEN	12:19:55.546
FINISH	12:49:57.203

Flag Statistics

TYPE	COUNT	TOTAL LAPS	TOTAL TIME
Green	1	18	31:57.507
Red	0	0	0.000
Safety Car	0	0	0.000
FCY	0	0	0.000

Ferrari Challenge Trofeo Pirelli UK

QUALIFYING 2 - STATISTICS

CLASS : P

7 Starters

Fastest Lap History

NO	NAME	LAP TIME	TIME OF DAY	LAP	VEHICLE
29	Jason BAKER	1:38.920	12:23:29.028	1	488 Challenge
60	Wayne MARRS	1:38.076	12:23:29.958	1	488 Challenge
43	Josh KIRKWOOD-JONES	1:30.605	12:24:28.545	1	488 Challenge
29	Jason BAKER	1:21.192	12:24:50.220	2	488 Challenge
29	Jason BAKER	1:20.839	12:27:50.380	4	488 Challenge
29	Jason BAKER	1:20.520	12:30:44.112	6	488 Challenge
79	Jamie CLARKE	1:20.308	12:39:37.856	10	488 Challenge
29	Jason BAKER	1:19.798	12:43:51.213	14	488 Challenge

Weather / Track : Cloudy / Dry

Results can be found at www.tsl-timing.com

Page 2 of 3

Croft
Circuit Length = 3.419 km
Start: 12:19 Flag 12:49 End: 12:51
Printed - 12:55 Saturday, 20 July 2019

Ferrari Challenge Trofeo Pirelli UK

QUALIFYING 2 - STATISTICS

CLASS : S

12 Starters

Fastest Lap History

NO	NAME	LAP TIME	TIME OF DAY	LAP	VEHICLE
13	Stuart WILLSON	1:28.892	12:23:12.699	1	488 Challenge
13	Stuart WILLSON	1:23.442	12:24:36.141	2	488 Challenge
69	Toby FLANNAGAN	1:22.614	12:31:42.554	3	488 Challenge

Weather / Track : Cloudy / Dry

Results can be found at www.tsl-timing.com

Page 3 of 3

Croft
Circuit Length = 3.419 km
Start: 12:19 Flag 12:49 End: 12:51

Printed - 12:55 Saturday, 20 July 2019

Ferrari Challenge Trofeo Pirelli UK

RACE 2 - GRID (30 minutes)

ROW 19	19	9	1:28.507 Paul STEVENS
ROW 18	18	77	1:24.553 Paul SIMMERSON
ROW 17	17	18	1:24.355 David GROVER
ROW 16	16	14	1:24.146 Imran KARA
ROW 15	15	25	1:24.059 Neil MILLER
ROW 14	14	83	1:23.750 Richard GUY
ROW 13	13	8	1:23.505 Mark MCALLISTER
ROW 12	12	22	1:23.478 Gary REDMAN
ROW 11	11	13	1:23.442 Stuart WILLSON
ROW 10	10	1	1:23.014 Alex MOSS
ROW 9	9	40	1:22.972 Jamie THWAITES
ROW 8	8	10	1:22.934 Henry SIMMONS
ROW 7	7	72	1:22.631 Jon WOOD
ROW 6	6	69	1:22.614 Toby FLANNAGAN
ROW 5	5	27	1:22.209 Martin SMITH
ROW 4	4	60	1:22.053 Wayne MARRS
ROW 3	3	43	1:21.150 Josh KIRKWOOD-JONES
ROW 2	2	79	1:20.308 Jamie CLARKE
ROW 1	1	29	1:19.798 Jason BAKER
Pole			

Croft
Circuit Length = 3.419 km

These results are provisional until the conclusion of any judicial and technical matters.

Clerk Of Course :	Steward :	Timekeeper :

Ferrari Challenge Trofeo Pirelli UK

RACE 1 - CLASSIFICATION - AMENDED

POS	NO	CL	PIC NAME	DEALERSHIP	ENTRY	LAPS	TIME	GAP	DIFF	KPH	BEST	ON
1	79*	P	1 Jamie CLARKE	Stratstone, Manchester	488 Challenge	22	30:39.404			147.25	1:21.493	4
2	43	P	2 Josh KIRKWOOD-JONES	H R Owen, London	488 Challenge	22	30:40.558	1.154	1.154	147.15	1:22.062	4
3	10	P	3 Henry SIMMONS	Maranello Sales	488 Challenge	22	30:58.432	19.028	17.874	145.74	1:23.264	3
4	29	P	4 Jason BAKER	Dick Lovett, Swindon	488 Challenge	22	31:03.097	23.693	4.665	145.37	1:21.541	4
5	72*	P	5 Jon WOOD	Carrs Ferrari	488 Challenge	22	31:03.501	24.097	0.404	145.34	1:22.812	15
6	27	P	6 Martin SMITH	Graypaul, Birmingham	488 Challenge	22	31:04.940	25.536	1.439	145.23	1:23.325	6
7	60*	P	7 Wayne MARRS	Dick Lovett, Swindon	488 Challenge	22	31:06.284	26.880	1.344	145.13	1:22.670	17
8	40	S	1 Jamie THWAITES	JCT600 Brooklands Leeds	488 Challenge	22	31:23.024	43.620	16.740	143.84	1:24.195	4
9	83	S	2 Richard GUY	Charles Hurst	488 Challenge	22	31:29.971	50.567	6.947	143.31	1:24.292	3
10	22	S	3 Gary REDMAN	Graypaul, Nottingham	488 Challenge	22	31:41.177	1:01.773	11.206	142.46	1:24.996	4
11	77	S	4 Paul SIMMERSON	Graypaul, Birmingham	488 Challenge	21	30:28.320	1 Lap	1 Lap	141.41	1:25.052	17
12	25	S	5 Neil MILLER	Meridien Modena	488 Challenge	21	30:28.908	1 Lap	0.588	141.36	1:25.535	10
13	69	S	6 Toby FLANNAGAN	Maranello Sales	488 Challenge	21	30:34.901	1 Lap	5.993	140.90	1:24.273	3
14	18	S	7 David GROVER	H R Owen, London	488 Challenge	21	30:36.107	1 Lap	1.206	140.81	1:25.373	4
15	14	S	8 Imran KARA	Graypaul, Birmingham	488 Challenge	21	30:52.484	1 Lap	16.377	139.56	1:25.395	11
16	1	S	9 Alex MOSS	Graypaul, Birmingham	488 Challenge	21	30:54.185	1 Lap	1.701	139.43	1:24.407	9
17	9	S	10 Paul STEVENS	Dick Lovett, Swindon	488 Challenge	20	30:37.602	2 Laps	1 Lap	133.99	1:27.171	20

NOT CLASSIFIED

<i>DNF</i>	13*	S	Stuart WILLSON	Graypaul, Nottingham	488 Challenge	20	29:25.389	2 Laps		139.47	1:24.621	5
<i>DNF</i>	8	S	Mark MCALLISTER	Lancaster Ferrari, Colchester	488 Challenge	1	2:36.302	21 Laps	19 Laps	78.76		

FASTEST LAP

79	P	Jamie CLARKE	Stratstone, Manchester	488 Challenge	4	1:21.493	93.87 mph	151.07 kph
40	S	Jamie THWAITES	JCT600 Brooklands Leeds	488 Challenge	4	1:24.195	90.86 mph	146.22 kph

*Car 72 - 13.5 second penalty, regulation Q14.4.4 refers.

*Car 13 - Formal reprimand, regulation Q14.4.4 refers.

*Cars 79 & 60 - 15 second penalty, track limits.

Weather / Track : Cloudy / Dry

These results are provisional until the conclusion of any judicial and technical matters.

Croft

Circuit Length = 3.419 km

Start: 14:49 Flag 15:20 End: 15:21

Clerk Of Course :	Steward :	Timekeeper :

Ferrari Challenge Trofeo Pirelli UK

RACE 1 - LAP CHART

LAP 1 @ 14:51:02.667			LAP 2 @ 14:52:24.385			LAP 3 @ 14:53:46.362			LAP 4 @ 14:55:07.903			LAP 5 @ 14:56:30.154		
NO	BEHIND	LAP TIME	NO	BEHIND	LAP TIME	NO	BEHIND	LAP TIME	NO	BEHIND	LAP TIME	NO	BEHIND	LAP TIME
29		1:24.955	29		1:21.718	29		1:21.977	29		1:21.541	29		1:22.251
79	0.814	1:25.769	79	0.904	1:21.808	79	0.764	1:21.837	79	0.716	1:21.493	79	0.409	1:21.944
43	2.011	1:26.966	43	2.524	1:22.231	43	2.675	1:22.128	43	3.196	1:22.062	43	4.285	1:23.340
72	3.472	1:28.427	72	4.889	1:23.135	72	5.746	1:22.834	72	7.639	1:23.434	72	8.417	1:23.029
60	3.861	1:28.816	60	5.295	1:23.152	60	6.413	1:23.095	60	8.073	1:23.201	60	9.081	1:23.259
10	4.216	1:29.171	10	6.116	1:23.618	10	7.403	1:23.264	10	9.320	1:23.458	10	10.636	1:23.567
27	4.714	1:29.669	27	6.752	1:23.756	27	8.169	1:23.394	27	10.295	1:23.667	27	11.968	1:23.924
40	6.098	1:31.053	40	9.246	1:24.866	40	11.746	1:24.477	40	14.400	1:24.195	40	16.669	1:24.520
22	6.874	1:31.829	22	10.699	1:25.543	22	14.383	1:25.661	22	17.838	1:24.996	22	21.768	1:26.181
1	9.377	1:34.332	1	12.176	1:24.517	1	14.882	1:24.683	69	20.096	1:25.329	69	22.436	1:24.591
69	10.241	1:35.196	69	14.012	1:25.489	69	16.308	1:24.273	83	20.421	1:24.989	83	23.219	1:25.049
83	10.825	1:35.780	83	14.658	1:25.551	83	16.973	1:24.292	14	24.164	1:25.911	14	27.930	1:26.017
14	11.579	1:36.534	14	15.764	1:25.903	14	19.794	1:26.007	77	24.854	1:25.829	77	28.746	1:26.143
77	13.164	1:38.119	77	16.901	1:25.455	77	20.566	1:25.642	13	27.929	1:25.142	13	30.299	1:24.621
25	14.865	1:39.820	25	19.459	1:26.312	25	23.159	1:25.677	25	28.216	1:26.598	25	33.026	1:27.061
13	17.355	1:42.310	13	21.320	1:25.683	13	24.328	1:24.985	18	31.206	1:25.373	18	34.730	1:25.775
18	18.089	1:43.044	18	22.773	1:26.402	18	27.374	1:26.578	1	36.791	1:43.450	1	42.085	1:27.545
9	20.411	1:45.366	9	28.940	1:30.247	9	38.966	1:32.003	9	48.595	1:31.170	9	56.306	1:29.962
8	1:11.347	2:36.302 P												

Weather / Track : Cloudy / Dry

Croft

Circuit Length = 3.419 km

Start: 14:49 Flag 15:20 End: 15:21

Ferrari Challenge Trofeo Pirelli UK

RACE 1 - LAP CHART

LAP 6 @ 14:57:52.537			LAP 7 @ 14:59:14.422			LAP 8 @ 15:00:36.404			LAP 9 @ 15:01:58.613			LAP 10 @ 15:03:21.046		
NO	BEHIND	LAP TIME	NO	BEHIND	LAP TIME	NO	BEHIND	LAP TIME	NO	BEHIND	LAP TIME	NO	BEHIND	LAP TIME
29		1:22.383	29		1:21.885	29		1:21.982	29		1:22.209	29		1:22.433
79	0.382	1:22.356	79	1.070	1:22.573	79	0.848	1:21.760	79	0.728	1:22.089	79	0.479	1:22.184
43	4.695	1:22.793	43	5.854	1:23.044	43	6.538	1:22.666	9	1 Lap	1:31.974	43	9.689	1:23.833
72	9.172	1:23.138	72	10.453	1:23.166	72	11.667	1:23.196	43	8.289	1:23.960	9	1 Lap	1:31.365
60	9.732	1:23.034	60	11.424	1:23.577	60	12.179	1:22.737	72	12.644	1:23.186	72	13.748	1:23.537
10	12.285	1:24.032	10	14.794	1:24.394	10	17.075	1:24.263	60	13.604	1:23.634	60	15.394	1:24.223
27	12.910	1:23.325	27	15.674	1:24.649	27	17.839	1:24.147	10	19.230	1:24.364	10	20.434	1:23.637
40	19.216	1:24.930	40	22.345	1:25.014	40	25.240	1:24.877	27	19.997	1:24.367	27	21.769	1:24.205
22	25.852	1:26.467	22	29.868	1:25.901	22	34.151	1:26.265	40	29.051	1:26.020	40	31.984	1:25.366
69	26.676	1:26.623	69	30.554	1:25.763	69	34.842	1:26.270	22	37.924	1:25.982	22	41.985	1:26.494
83	27.401	1:26.565	83	30.968	1:25.452	83	35.452	1:26.466	69	38.491	1:25.858	83	42.916	1:26.259
14	31.523	1:25.976	14	36.443	1:26.805	14	40.728	1:26.267	83	39.090	1:25.847	14	48.852	1:26.832
77	31.863	1:25.500	77	38.149	1:28.171	77	41.662	1:25.495	14	44.453	1:25.934	77	49.368	1:26.927
13	32.766	1:24.850	13	38.737	1:27.856	13	42.634	1:25.879	77	44.874	1:25.421	13	49.828	1:26.194
25	37.290	1:26.647	25	41.997	1:26.592	25	46.073	1:26.058	13	46.067	1:25.642	25	53.197	1:25.535
18	38.280	1:25.933	18	43.462	1:27.067	18	47.613	1:26.133	25	50.095	1:26.231	69	54.891	1:38.833
1	44.518	1:24.816	1	47.393	1:24.760	1	50.021	1:24.610	18	51.412	1:26.008	1	54.911	1:25.125
9	1:04.425	1:30.502	9	1:13.571	1:31.031				1	52.219	1:24.407	18	56.705	1:27.726

Weather / Track : Cloudy / Dry

Croft

Circuit Length = 3.419 km

Start: 14:49 Flag 15:20 End: 15:21

Ferrari Challenge Trofeo Pirelli UK

RACE 1 - LAP CHART

LAP 11 @ 15:04:43.567			LAP 12 @ 15:06:06.200			LAP 13 @ 15:07:28.555			LAP 14 @ 15:08:51.692			LAP 15 @ 15:10:14.840		
NO	BEHIND	LAP TIME	NO	BEHIND	LAP TIME	NO	BEHIND	LAP TIME	NO	BEHIND	LAP TIME	NO	BEHIND	LAP TIME
29		1:22.521	29		1:22.633	29		1:22.355	29		1:23.137	29		1:23.148
79	0.904	1:22.946	79	0.598	1:22.327	79	0.535	1:22.292	79	0.577	1:23.179	79	0.656	1:23.227
43	10.200	1:23.032	43	10.377	1:22.810	43	11.072	1:23.050	43	10.954	1:23.019	43	11.717	1:23.911
72	15.990	1:24.763	72	16.844	1:23.487	72	18.123	1:23.634	72	18.650	1:23.664	72	18.314	1:22.812
60	18.236	1:25.363	60	18.618	1:23.015	60	19.315	1:23.052	60	19.702	1:23.524	60	19.422	1:22.868
9	1 Lap	1:31.866	10	23.816	1:24.646	10	25.744	1:24.283	10	27.009	1:24.402	10	28.380	1:24.519
10	21.803	1:23.890	27	26.183	1:25.436	27	29.597	1:25.769	27	32.198	1:25.738	27	33.395	1:24.345
27	23.380	1:24.132	9	1 Lap	1:33.166	40	39.779	1:25.417	40	41.794	1:25.152	40	44.329	1:25.683
40	34.656	1:25.193	40	36.717	1:24.694	9	1 Lap	1:32.397	9	1 Lap	1:32.142	83	56.084	1:25.903
22	45.316	1:25.852	83	48.733	1:25.534	83	51.029	1:24.651	83	53.329	1:25.437	9	1 Lap	1:31.419
83	45.832	1:25.437	22	49.372	1:26.689	22	53.116	1:26.099	22	56.316	1:26.337	22	58.835	1:25.667
14	51.726	1:25.395	14	56.303	1:27.210	13	1:04.616	1:29.321	13	1:07.305	1:25.826	13	1:09.725	1:25.568
13	54.083	1:26.776	13	57.650	1:26.200	77	1:04.942	1:29.229	77	1:07.702	1:25.897	77	1:10.633	1:26.079
77	54.237	1:27.390	77	58.068	1:26.464	25	1:06.027	1:28.102	25	1:08.810	1:25.920	25	1:11.482	1:25.820
25	56.743	1:26.067	25	1:00.280	1:26.170	1	1:06.422	1:28.025	1	1:09.649	1:26.364	1	1:11.947	1:25.446
1	57.241	1:24.851	1	1:00.752	1:26.144	69	1:07.400	1:28.294	69	1:10.494	1:26.231	69	1:12.897	1:25.551
69	58.481	1:26.111	69	1:01.461	1:25.613	18	1:08.561	1:27.765	18	1:11.104	1:25.680	18	1:14.096	1:26.140
18	59.887	1:25.703	18	1:03.151	1:25.897	14	1:16.791	1:42.843	14	1:21.014	1:27.360			

Weather / Track : Cloudy / Dry

Croft

Circuit Length = 3.419 km

Start: 14:49 Flag 15:20 End: 15:21

Ferrari Challenge Trofeo Pirelli UK

RACE 1 - LAP CHART

LAP 16 @ 15:11:37.709			LAP 17 @ 15:13:00.325			LAP 18 @ 15:14:22.959			LAP 19 @ 15:15:45.688			LAP 20 @ 15:17:09.381		
NO	BEHIND	LAP TIME	NO	BEHIND	LAP TIME	NO	BEHIND	LAP TIME	NO	BEHIND	LAP TIME	NO	BEHIND	LAP TIME
29		1:22.869	29		1:22.616	29		1:22.634	29		1:22.729	29		1:23.693
79	0.524	1:22.737	79	0.654	1:22.746	79	0.678	1:22.658	79	0.804	1:22.855	79	0.584	1:23.473
14	1 Lap	1:28.319	14	1 Lap	1:26.228	1	1 Lap	1:38.410	69	1 Lap	1:28.583	77	1 Lap	1:27.805
43	12.419	1:23.571	43	13.195	1:23.392	14	1 Lap	1:26.454	18	1 Lap	1:27.992	25	1 Lap	1:29.218
72	18.567	1:23.122	72	19.017	1:23.066	43	14.011	1:23.450	1	1 Lap	1:27.563	9	2 Laps	1:31.693
60	19.798	1:23.245	60	19.852	1:22.670	72	19.477	1:23.094	14	1 Lap	1:27.579	69	1 Lap	1:27.217
10	30.249	1:24.738	10	31.960	1:24.327	60	20.533	1:23.315	43	16.050	1:24.768	18	1 Lap	1:26.636
27	35.452	1:24.926	27	38.275	1:25.439	10	33.571	1:24.245	72	19.851	1:23.103	1	1 Lap	1:26.204
40	46.888	1:25.428	40	49.428	1:25.156	27	40.639	1:24.998	60	20.764	1:22.960	43	16.444	1:24.087
83	58.534	1:25.319	83	1:01.108	1:25.190	40	53.005	1:26.211	10	35.453	1:24.611	14	1 Lap	1:27.746
22	1:03.912	1:27.946	22	1:07.854	1:26.558	83	1:03.949	1:25.475	27	42.189	1:24.279	72	20.100	1:23.942
9	1 Lap	1:30.411	9	1 Lap	1:29.395	22	1:11.200	1:25.980	40	56.788	1:26.512	60	20.363	1:23.292
13	1:12.288	1:25.432	13	1:14.961	1:25.289	13	1:19.607	1:27.280	83	1:06.647	1:25.427	10	36.507	1:24.747
77	1:13.070	1:25.306	77	1:15.506	1:25.052	77	1:20.163	1:27.291	22	1:14.424	1:25.953	27	43.091	1:24.595
25	1:14.281	1:25.668	25	1:17.536	1:25.871	9	1 Lap	1:31.336	13	1:23.223	1:26.345	40	58.961	1:25.866
1	1:15.293	1:26.215	69	1:19.467	1:26.079	25	1:21.209	1:26.307				83	1:08.327	1:25.373
69	1:16.004	1:25.976	18	1:21.418	1:26.614							22	1:16.980	1:26.249
18	1:17.420	1:26.193												

Weather / Track : Cloudy / Dry

Croft

Circuit Length = 3.419 km

Start: 14:49 Flag 15:20 End: 15:21

Ferrari Challenge Trofeo Pirelli UK

RACE 1 - LAP CHART

LAP 21 @ 15:18:36.622			LAP 22 @ 15:20:02.116		
NO	BEHIND	LAP TIME	NO	BEHIND	LAP TIME
79		1:26.657	79		1:25.494
77	1 Lap	1:27.475	77	1 Lap	1:27.630
25	1 Lap	1:26.615	25	1 Lap	1:26.619
69	1 Lap	1:30.994	69	1 Lap	1:26.027
18	1 Lap	1:31.157	18	1 Lap	1:26.291
9	2 Laps	1:32.986	9	2 Laps	1:27.171
43	17.717	1:28.514	43	16.154	1:23.931
29	19.017	1:46.258	72	25.597	1:30.694
1	1 Lap	1:31.505	60	26.880	1:31.043
72	20.397	1:27.538	14	1 Lap	1:31.903
60	21.331	1:28.209	1	1 Lap	1:35.213
14	1 Lap	1:29.261	10	34.028	1:25.824
10	33.698	1:24.432	29	38.693	1:45.170
27	40.538	1:24.688	27	40.536	1:25.492
40	57.955	1:26.235	40	58.620	1:26.159
83	1:05.863	1:24.777	83	1:05.567	1:25.198
22	1:15.749	1:26.010	22	1:16.773	1:26.518

Weather / Track : Cloudy / Dry

Results can be found at www.tsl-timing.com

Page 5 of 5

Croft
Circuit Length = 3.419 km
Start: 14:49 Flag 15:20 End: 15:21

Printed - 15:28 Saturday, 20 July 2019

Ferrari Challenge Trofeo Pirelli UK

RACE 1 - BEST SECTORS

SECTOR 1			SECTOR 2			SECTOR 3			IDEAL / BEST COMPARISON						
POS	NO	NAME	TIME	NO	NAME	TIME	NO	NAME	TIME	POS	NO	NAME	IDEAL	BEST	DIFF
													PERFECT LAP	1:21.161	
1	79	CLARKE	24.747	29	BAKER	33.557	79	CLARKE	22.857	1	79	CLARKE	1:21.367	1:21.493	0.126
2	29	BAKER	24.907	79	CLARKE	33.763	29	BAKER	22.923	2	29	BAKER	1:21.387	1:21.541	0.154
3	43	KIRKWOOD-JONES	24.960	43	KIRKWOOD-JONES	33.878	43	KIRKWOOD-JONES	23.098	3	43	KIRKWOOD-JONES	1:21.936	1:22.062	0.126
4	60	MARRS	25.077	27	SMITH	33.944	72	WOOD	23.186	4	60	MARRS	1:22.396	1:22.670	0.274
5	72	WOOD	25.108	60	MARRS	34.047	60	MARRS	23.272	5	72	WOOD	1:22.438	1:22.812	0.374
6	10	SIMMONS	25.111	72	WOOD	34.144	77	SIMMERSON	23.294	6	27	SMITH	1:22.902	1:23.325	0.423
7	27	SMITH	25.356	10	SIMMONS	34.366	1	MOSS	23.451	7	10	SIMMONS	1:22.966	1:23.264	0.298
8	83	GUY	25.384	40	THWAITES	34.584	10	SIMMONS	23.489	8	1	MOSS	1:23.696	1:24.407	0.711
9	1	MOSS	25.450	1	MOSS	34.795	69	FLANNAGAN	23.522	9	77	SIMMERSON	1:23.944	1:25.052	1.108
10	40	THWAITES	25.489	13	WILLSON	34.846	27	SMITH	23.602	10	40	THWAITES	1:23.976	1:24.195	0.219
11	69	FLANNAGAN	25.659	77	SIMMERSON	34.875	22	REDMAN	23.625	11	83	GUY	1:24.074	1:24.292	0.218
12	77	SIMMERSON	25.775	69	FLANNAGAN	34.933	83	GUY	23.641	12	69	FLANNAGAN	1:24.114	1:24.273	0.159
13	13	WILLSON	25.775	83	GUY	35.049	18	GROVER	23.720	13	13	WILLSON	1:24.369	1:24.621	0.252
14	25	MILLER	25.835	25	MILLER	35.079	13	WILLSON	23.748	14	22	REDMAN	1:24.879	1:24.996	0.117
15	14	KARA	25.875	18	GROVER	35.128	14	KARA	23.755	15	25	MILLER	1:24.885	1:25.535	0.650
16	22	REDMAN	25.892	22	REDMAN	35.362	40	THWAITES	23.903	16	18	GROVER	1:24.901	1:25.373	0.472
17	18	GROVER	26.053	14	KARA	35.413	25	MILLER	23.971	17	14	KARA	1:25.043	1:25.395	0.352
18	9	STEVENS	26.589	9	STEVENS	36.607	9	STEVENS	23.975	18	9	STEVENS	1:27.171	1:27.171	0.000
19				8	MCALLISTER	1:22.682				19	8	MCALLISTER			

Weather / Track : Cloudy / Dry

Results can be found at www.tsl-timing.com

Croft

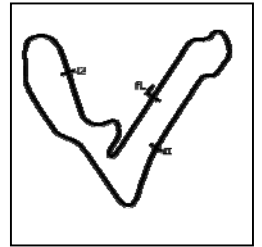
Circuit Length = 3.419 km

Start: 14:49 Flag 15:20 End: 15:21

Printed - 15:27 Saturday, 20 July 2019

Ferrari Challenge Trofeo Pirelli UK

RACE 1 - SECTOR ANALYSIS



SECTOR 1 = FL to I1, SECTOR 2 = I1 to I2, SECTOR 3 = I2 to FL, DIFF = Difference To Personal Best Lap, P = Crossed Finish Line in Pit Lane, D = Time Disallowed

P1		79 P		Jamie CLARKE		488 Challenge - Stratstone, Manchester	
IDEAL LAP TIME : 1:21.367		BEST LAP TIME : 1:21.493		DIFFERENCE : 0.126			
LAP	SECTOR 1	SECTOR 2	SECTOR 3	LAP TIME	KPH	DIFF	TIME OF DAY
1 -		34.707	22.933	1:25.769	143.54	4.276	14:51:03.481
2 -	24.788	33.980	23.040	1:21.808 (3)	150.49	0.315	14:52:25.289
3 -	24.816	34.087	22.934	1:21.837	150.44	0.344	14:53:47.126
4 -	24.757	33.879	22.857	1:21.493 (1)	151.07		14:55:08.619
5 -	25.001	33.933	23.010	1:21.944	150.24	0.451	14:56:30.563
6 -	25.092	34.298	22.966	1:22.356	149.49	0.863	14:57:52.919
7 -	25.059	34.145	23.369	1:22.573	149.10	1.080	14:59:15.492
8 -	24.747	33.763	23.250	1:21.760 (2)	150.58	0.267	15:00:37.252
9 -	25.027	33.873	23.189	1:22.089	149.97	0.596	15:01:59.341
10 -	24.892	34.036	23.256	1:22.184	149.80	0.691	15:03:21.525
11 -	25.288	34.294	23.364	1:22.946	148.42	1.453	15:04:44.471
12 -	24.839	34.003	23.485	1:22.327	149.54	0.834	15:06:06.798
13 -	24.938	34.070	23.284	1:22.292	149.60	0.799	15:07:29.090
14 -	25.211	34.128	23.840	1:23.179	148.01	1.686	15:08:52.269
15 -	25.068	34.568	23.591	1:23.227	147.92	1.734	15:10:15.496
16 -	24.999	34.215	23.523	1:22.737	148.80	1.244	15:11:38.233
17 -	25.325	34.182	23.239	1:22.746	148.78	1.253	15:13:00.979
18 -	25.248	34.111	23.299	1:22.658	148.94	1.165	15:14:23.637
19 -	25.011	34.212	23.632	1:22.855	148.59	1.362	15:15:46.492
20 -	24.909	34.643	23.921	1:23.473	147.49	1.980	15:17:09.965
21 -	27.385	35.608	23.664	1:26.657	142.07	5.164	15:18:36.622
22 -	26.338	35.378	23.778	1:25.494	144.00	4.001	15:20:02.116

P2		43 P		Josh KIRKWOOD-JONES		488 Challenge - H R Owen, London	
IDEAL LAP TIME : 1:21.936		BEST LAP TIME : 1:22.062		DIFFERENCE : 0.126			
LAP	SECTOR 1	SECTOR 2	SECTOR 3	LAP TIME	KPH	DIFF	TIME OF DAY
1 -		34.717	23.220	1:26.966	141.56	4.904	14:51:04.678
2 -	25.045	34.088	23.098	1:22.231 (3)	149.72	0.169	14:52:26.909
3 -	25.069	33.878	23.181	1:22.128 (2)	149.90	0.066	14:53:49.037
4 -	24.960	33.965	23.137	1:22.062 (1)	150.02		14:55:11.099
5 -	25.275	34.579	23.486	1:23.340	147.72	1.278	14:56:34.439
6 -	25.131	34.462	23.200	1:22.793	148.70	0.731	14:57:57.232
7 -	25.325	34.586	23.133	1:23.044	148.25	0.982	14:59:20.276
8 -	25.257	33.955	23.454	1:22.666	148.93	0.604	15:00:42.942
9 -	25.465	35.034	23.461	1:23.960	146.63	1.898	15:02:06.902
10 -	25.358	34.507	23.968	1:23.833	146.85	1.771	15:03:30.735
11 -	25.426	34.242	23.364	1:23.032	148.27	0.970	15:04:53.767
12 -	25.369	34.205	23.236	1:22.810	148.67	0.748	15:06:16.577
13 -	25.288	34.142	23.620	1:23.050	148.24	0.988	15:07:39.627
14 -	25.199	34.397	23.423	1:23.019	148.29	0.957	15:09:02.646
15 -	25.699	34.545	23.667	1:23.911	146.72	1.849	15:10:26.557
16 -	25.478	34.430	23.663	1:23.571	147.31	1.509	15:11:50.128
17 -	25.515	34.386	23.491	1:23.392	147.63	1.330	15:13:13.520
18 -	25.386	34.360	23.704	1:23.450	147.53	1.388	15:14:36.970
19 -	25.630	34.929	24.209	1:24.768	145.23	2.706	15:16:01.738
20 -	25.878	34.704	23.505	1:24.087	146.41	2.025	15:17:25.825
21 -	27.454	37.050	24.010	1:28.514	139.09	6.452	15:18:54.339
22 -	25.801	34.402	23.728	1:23.931	146.68	1.869	15:20:18.270

Weather / Track : Cloudy / Dry

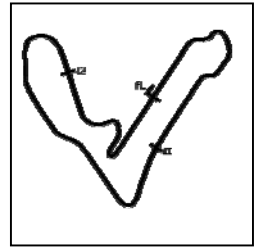
Croft

Circuit Length = 3.419 km

Start: 14:49 Flag 15:20 End: 15:21

Ferrari Challenge Trofeo Pirelli UK

RACE 1 - SECTOR ANALYSIS



SECTOR 1 = FL to I1, SECTOR 2 = I1 to I2, SECTOR 3 = I2 to FL, DIFF = Difference To Personal Best Lap, P = Crossed Finish Line in Pit Lane, D = Time Disallowed

P3		72 P		Jon WOOD		488 Challenge - Carrs Ferrari	
IDEAL LAP TIME : 1:22.438		BEST LAP TIME : 1:22.812		DIFFERENCE : 0.374			
LAP	SECTOR 1	SECTOR 2	SECTOR 3	LAP TIME	KPH	DIFF	TIME OF DAY
1 -		34.755	23.989	1:28.427	139.22	5.615	14:51:06.139
2 -	25.169	34.581	23.385	1:23.135	148.09	0.323	14:52:29.274
3 -	25.108	34.540	23.186	1:22.834 (2)	148.63	0.022	14:53:52.108
4 -	25.299	34.605	23.530	1:23.434	147.56	0.622	14:55:15.542
5 -	25.414	34.200	23.415	1:23.029 (3)	148.28	0.217	14:56:38.571
6 -	25.432	34.496	23.210	1:23.138	148.08	0.326	14:58:01.709
7 -	25.392	34.455	23.319	1:23.166	148.03	0.354	14:59:24.875
8 -	25.420	34.320	23.456	1:23.196	147.98	0.384	15:00:48.071
9 -	25.513	34.327	23.346	1:23.186	148.00	0.374	15:02:11.257
10 -	25.348	34.672	23.517	1:23.537	147.37	0.725	15:03:34.794
11 -	25.413	35.810	23.540	1:24.763	145.24	1.951	15:04:59.557
12 -	25.341	34.574	23.572	1:23.487	147.46	0.675	15:06:23.044
13 -	25.409	34.390	23.835	1:23.634	147.20	0.822	15:07:46.678
14 -	25.446	34.615	23.603	1:23.664	147.15	0.852	15:09:10.342
15 -	25.232	34.269	23.311	1:22.812 (1)	148.66		15:10:33.154
16 -	25.329	34.344	23.449	1:23.122	148.11	0.310	15:11:56.276
17 -	25.130	34.144	23.792	1:23.066	148.21	0.254	15:13:19.342
18 -	25.409	34.374	23.311	1:23.094	148.16	0.282	15:14:42.436
19 -	25.162	34.502	23.439	1:23.103	148.14	0.291	15:16:05.539
20 -	25.617	34.670	23.655	1:23.942	146.66	1.130	15:17:29.481
21 -	26.893	36.699	23.946	1:27.538	140.64	4.726	15:18:57.019
22 -	26.649	39.861	24.184	1:30.694	135.74	7.882	15:20:27.713

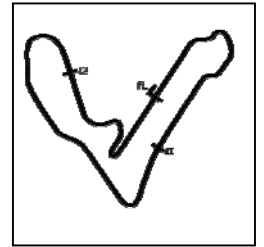
P4		10 P		Henry SIMMONS		488 Challenge - Maranello Sales	
IDEAL LAP TIME : 1:22.966		BEST LAP TIME : 1:23.264		DIFFERENCE : 0.298			
LAP	SECTOR 1	SECTOR 2	SECTOR 3	LAP TIME	KPH	DIFF	TIME OF DAY
1 -		34.673	23.895	1:29.171	138.06	5.907	14:51:06.883
2 -	25.516	34.366	23.736	1:23.618	147.23	0.354	14:52:30.501
3 -	25.208	34.437	23.619	1:23.264 (1)	147.86		14:53:53.765
4 -	25.183	34.507	23.768	1:23.458 (2)	147.51	0.194	14:55:17.223
5 -	25.277	34.628	23.662	1:23.567 (3)	147.32	0.303	14:56:40.790
6 -	25.436	34.823	23.773	1:24.032	146.51	0.768	14:58:04.822
7 -	25.606	35.135	23.653	1:24.394	145.88	1.130	14:59:29.216
8 -	25.343	35.187	23.733	1:24.263	146.10	0.999	15:00:53.479
9 -	25.583	35.054	23.727	1:24.364	145.93	1.100	15:02:17.843
10 -	25.350	34.798	23.489	1:23.637	147.20	0.373	15:03:41.480
11 -	25.111	35.023	23.756	1:23.890	146.75	0.626	15:05:05.370
12 -	25.942	35.066	23.638	1:24.646	145.44	1.382	15:06:30.016
13 -	25.519	34.955	23.809	1:24.283	146.07	1.019	15:07:54.299
14 -	25.327	35.397	23.678	1:24.402	145.86	1.138	15:09:18.701
15 -	25.491	35.165	23.863	1:24.519	145.66	1.255	15:10:43.220
16 -	25.889	35.242	23.607	1:24.738	145.29	1.474	15:12:07.958
17 -	25.246	35.259	23.822	1:24.327	145.99	1.063	15:13:32.285
18 -	25.486	34.843	23.916	1:24.245	146.14	0.981	15:14:56.530
19 -	25.588	35.377	23.646	1:24.611	145.50	1.347	15:16:21.141
20 -	25.713	35.252	23.782	1:24.747	145.27	1.483	15:17:45.888
21 -	25.584	35.008	23.840	1:24.432	145.81	1.168	15:19:10.320
22 -	26.033	35.574	24.217	1:25.824	143.45	2.560	15:20:36.144

Weather / Track : Cloudy / Dry

Croft
Circuit Length = 3.419 km
Start: 14:49 Flag 15:20 End: 15:21

Ferrari Challenge Trofeo Pirelli UK

RACE 1 - SECTOR ANALYSIS



SECTOR 1 = FL to I1, SECTOR 2 = I1 to I2, SECTOR 3 = I2 to FL, DIFF = Difference To Personal Best Lap, P = Crossed Finish Line in Pit Lane, D = Time Disallowed

P5 29 P		Jason BAKER		488 Challenge - Dick Lovett, Swindon			
IDEAL LAP TIME : 1:21.387		BEST LAP TIME : 1:21.541		DIFFERENCE : 0.154			
LAP	SECTOR 1	SECTOR 2	SECTOR 3	LAP TIME	KPH	DIFF	TIME OF DAY
1 -		34.265	23.021	1:24.955	144.91	3.414	14:51:02.667
2 -	24.907	33.689	23.122	1:21.718 (2)	150.66	0.177	14:52:24.385
3 -	25.131	33.923	22.923	1:21.977	150.18	0.436	14:53:46.362
4 -	25.024	33.557	22.960	1:21.541 (1)	150.98		14:55:07.903
5 -	25.098	34.069	23.084	1:22.251	149.68	0.710	14:56:30.154
6 -	25.028	34.269	23.086	1:22.383	149.44	0.842	14:57:52.537
7 -	25.042	33.829	23.014	1:21.885 (3)	150.35	0.344	14:59:14.422
8 -	25.024	33.829	23.129	1:21.982	150.17	0.441	15:00:36.404
9 -	25.013	33.844	23.352	1:22.209	149.76	0.668	15:01:58.613
10 -	25.014	34.126	23.293	1:22.433	149.35	0.892	15:03:21.046
11 -	25.196	34.220	23.105	1:22.521	149.19	0.980	15:04:43.567
12 -	25.200	34.128	23.305	1:22.633	148.99	1.092	15:06:06.200
13 -	25.076	34.010	23.269	1:22.355	149.49	0.814	15:07:28.555
14 -	25.240	34.150	23.747	1:23.137	148.08	1.596	15:08:51.692
15 -	25.119	34.678	23.351	1:23.148	148.06	1.607	15:10:14.840
16 -	24.976	34.436	23.457	1:22.869	148.56	1.328	15:11:37.709
17 -	25.154	34.088	23.374	1:22.616	149.02	1.075	15:13:00.325
18 -	25.202	34.111	23.321	1:22.634	148.99	1.093	15:14:22.959
19 -	25.167	34.276	23.286	1:22.729	148.81	1.188	15:15:45.688
20 -	25.400	34.538	23.755	1:23.693	147.10	2.152	15:17:09.381
21 -	42.169	38.409	25.680	1:46.258	115.86	24.717	15:18:55.639
22 -	27.884	48.333	28.953	1:45.170	117.06	23.629	15:20:40.809

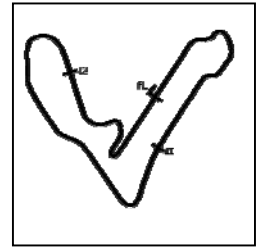
P6 27 P		Martin SMITH		488 Challenge - Graypaul, Birmingham			
IDEAL LAP TIME : 1:22.902		BEST LAP TIME : 1:23.325		DIFFERENCE : 0.423			
LAP	SECTOR 1	SECTOR 2	SECTOR 3	LAP TIME	KPH	DIFF	TIME OF DAY
1 -		35.575	23.602	1:29.669	137.30	6.344	14:51:07.381
2 -	25.738	34.278	23.740	1:23.756	146.99	0.431	14:52:31.137
3 -	25.489	34.093	23.812	1:23.394 (2)	147.63	0.069	14:53:54.531
4 -	25.356	34.035	24.276	1:23.667 (3)	147.15	0.342	14:55:18.198
5 -	25.508	34.405	24.011	1:23.924	146.69	0.599	14:56:42.122
6 -	25.462	33.944	23.919	1:23.325 (1)	147.75		14:58:05.447
7 -	25.611	35.199	23.839	1:24.649	145.44	1.324	14:59:30.096
8 -	25.538	34.869	23.740	1:24.147	146.31	0.822	15:00:54.243
9 -	25.662	34.828	23.877	1:24.367	145.92	1.042	15:02:18.610
10 -	25.979	34.511	23.715	1:24.205	146.21	0.880	15:03:42.815
11 -	25.583	34.759	23.790	1:24.132	146.33	0.807	15:05:06.947
12 -	25.974	35.336	24.126	1:25.436	144.10	2.111	15:06:32.383
13 -	25.857	35.250	24.662	1:25.769	143.54	2.444	15:07:58.152
14 -	26.560	35.019	24.159	1:25.738	143.59	2.413	15:09:23.890
15 -	26.042	34.660	23.643	1:24.345	145.96	1.020	15:10:48.235
16 -	26.253	34.831	23.842	1:24.926	144.96	1.601	15:12:13.161
17 -	26.424	34.903	24.112	1:25.439	144.09	2.114	15:13:38.600
18 -	25.884	34.986	24.128	1:24.998	144.84	1.673	15:15:03.598
19 -	25.857	34.624	23.798	1:24.279	146.08	0.954	15:16:27.877
20 -	25.970	34.646	23.979	1:24.595	145.53	1.270	15:17:52.472
21 -	25.996	34.833	23.859	1:24.688	145.37	1.363	15:19:17.160
22 -	25.923	35.286	24.283	1:25.492	144.00	2.167	15:20:42.652

Weather / Track : Cloudy / Dry

Croft
Circuit Length = 3.419 km
Start: 14:49 Flag 15:20 End: 15:21

Ferrari Challenge Trofeo Pirelli UK

RACE 1 - SECTOR ANALYSIS



SECTOR 1 = FL to I1, SECTOR 2 = I1 to I2, SECTOR 3 = I2 to FL, DIFF = Difference To Personal Best Lap, P = Crossed Finish Line in Pit Lane, D = Time Disallowed

P7 60 P		Wayne MARRS		488 Challenge - Dick Lovett, Swindon			
IDEAL LAP TIME : 1:22.396		BEST LAP TIME : 1:22.670		DIFFERENCE : 0.274			
LAP	SECTOR 1	SECTOR 2	SECTOR 3	LAP TIME	KPH	DIFF	TIME OF DAY
1 -		34.452	24.137	1:28.816	138.61	6.146	14:51:06.528
2 -	25.470	34.094	23.588	1:23.152	148.06	0.482	14:52:29.680
3 -	25.378	34.317	23.400	1:23.095	148.16	0.425	14:53:52.775
4 -	25.316	34.376	23.509	1:23.201	147.97	0.531	14:55:15.976
5 -	25.565	34.354	23.340	1:23.259	147.87	0.589	14:56:39.235
6 -	25.393	34.349	23.292	1:23.034	148.27	0.364	14:58:02.269
7 -	25.454	34.732	23.391	1:23.577	147.30	0.907	14:59:25.846
8 -	25.367	34.098	23.272	1:22.737 (2)	148.80	0.067	15:00:48.583
9 -	25.532	34.453	23.649	1:23.634	147.20	0.964	15:02:12.217
10 -	25.268	34.348	24.607	1:24.223	146.17	1.553	15:03:36.440
11 -	25.933	35.095	24.335	1:25.363	144.22	2.693	15:05:01.803
12 -	25.406	34.235	23.374	1:23.015	148.30	0.345	15:06:24.818
13 -	25.309	34.097	23.646	1:23.052	148.24	0.382	15:07:47.870
14 -	25.173	34.779	23.572	1:23.524	147.40	0.854	15:09:11.394
15 -	25.092	34.080	23.696	1:22.868 (3)	148.56	0.198	15:10:34.262
16 -	25.077	34.299	23.869	1:23.245	147.89	0.575	15:11:57.507
17 -	25.134	34.047	23.489	1:22.670 (1)	148.92		15:13:20.177
18 -	25.163	34.488	23.664	1:23.315	147.77	0.645	15:14:43.492
19 -	25.311	34.218	23.431	1:22.960	148.40	0.290	15:16:06.452
20 -	25.345	34.380	23.567	1:23.292	147.81	0.622	15:17:29.744
21 -	27.311	36.295	24.603	1:28.209	139.57	5.539	15:18:57.953
22 -	26.430	41.090	23.523	1:31.043	135.22	8.373	15:20:28.996

P8 40 S		Jamie THWAITES		488 Challenge - JCT600 Brooklands Leeds			
IDEAL LAP TIME : 1:23.976		BEST LAP TIME : 1:24.195		DIFFERENCE : 0.219			
LAP	SECTOR 1	SECTOR 2	SECTOR 3	LAP TIME	KPH	DIFF	TIME OF DAY
1 -		35.681	23.969	1:31.053	135.21	6.858	14:51:08.765
2 -	25.720	35.243	23.903	1:24.866	145.07	0.671	14:52:33.631
3 -	25.746	34.584	24.147	1:24.477 (2)	145.73	0.282	14:53:58.108
4 -	25.636	34.627	23.932	1:24.195 (1)	146.22		14:55:22.303
5 -	25.548	34.966	24.006	1:24.520 (3)	145.66	0.325	14:56:46.823
6 -	25.703	35.225	24.002	1:24.930	144.96	0.735	14:58:11.753
7 -	25.489	35.286	24.239	1:25.014	144.81	0.819	14:59:36.767
8 -	25.511	35.193	24.173	1:24.877	145.05	0.682	15:01:01.644
9 -	26.176	35.310	24.534	1:26.020	143.12	1.825	15:02:27.664
10 -	25.740	35.300	24.326	1:25.366	144.22	1.171	15:03:53.030
11 -	25.600	35.535	24.058	1:25.193	144.51	0.998	15:05:18.223
12 -	25.680	34.910	24.104	1:24.694	145.36	0.499	15:06:42.917
13 -	25.895	35.287	24.235	1:25.417	144.13	1.222	15:08:08.334
14 -	25.739	35.058	24.355	1:25.152	144.58	0.957	15:09:33.486
15 -	25.707	35.523	24.453	1:25.683	143.68	1.488	15:10:59.169
16 -	25.601	35.206	24.621	1:25.428	144.11	1.233	15:12:24.597
17 -	25.820	35.151	24.185	1:25.156	144.57	0.961	15:13:49.753
18 -	26.228	35.607	24.376	1:26.211	142.80	2.016	15:15:15.964
19 -	26.037	35.783	24.692	1:26.512	142.31	2.317	15:16:42.476
20 -	25.866	35.393	24.607	1:25.866	143.38	1.671	15:18:08.342
21 -	26.242	35.527	24.466	1:26.235	142.76	2.040	15:19:34.577
22 -	26.010	35.499	24.650	1:26.159	142.89	1.964	15:21:00.736

Weather / Track : Cloudy / Dry

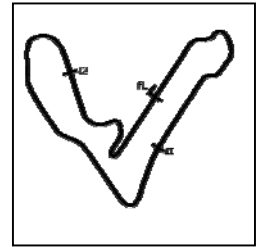
Croft

Circuit Length = 3.419 km

Start: 14:49 Flag 15:20 End: 15:21

Ferrari Challenge Trofeo Pirelli UK

RACE 1 - SECTOR ANALYSIS



SECTOR 1 = FL to I1, SECTOR 2 = I1 to I2, SECTOR 3 = I2 to FL, DIFF = Difference To Personal Best Lap, P = Crossed Finish Line in Pit Lane, D = Time Disallowed

P9 83 S		Richard GUY		488 Challenge - Charles Hurst			
IDEAL LAP TIME : 1:24.074		BEST LAP TIME : 1:24.292		DIFFERENCE : 0.218			
LAP	SECTOR 1	SECTOR 2	SECTOR 3	LAP TIME	KPH	DIFF	TIME OF DAY
1 -		36.606	24.165	1:35.780	128.54	11.488	14:51:13.492
2 -	25.867	35.368	24.316	1:25.551	143.90	1.259	14:52:39.043
3 -	25.384	35.055	23.853	1:24.292 (1)	146.05		14:54:03.335
4 -	25.387	35.049	24.553	1:24.989	144.86	0.697	14:55:28.324
5 -	25.939	35.469	23.641	1:25.049	144.75	0.757	14:56:53.373
6 -	25.720	36.082	24.763	1:26.565	142.22	2.273	14:58:19.938
7 -	25.953	35.648	23.851	1:25.452	144.07	1.160	14:59:45.390
8 -	25.982	36.209	24.275	1:26.466	142.38	2.174	15:01:11.856
9 -	26.093	35.637	24.117	1:25.847	143.41	1.555	15:02:37.703
10 -	25.897	35.770	24.592	1:26.259	142.72	1.967	15:04:03.962
11 -	25.576	36.165	23.696	1:25.437	144.10	1.145	15:05:29.399
12 -	25.581	35.079	24.874	1:25.534	143.93	1.242	15:06:54.933
13 -	25.512	35.435	23.704	1:24.651 (2)	145.43	0.359	15:08:19.584
14 -	25.448	35.979	24.010	1:25.437	144.10	1.145	15:09:45.021
15 -	25.795	36.293	23.815	1:25.903	143.32	1.611	15:11:10.924
16 -	25.856	35.647	23.816	1:25.319	144.30	1.027	15:12:36.243
17 -	25.851	35.529	23.810	1:25.190	144.51	0.898	15:14:01.433
18 -	25.876	35.346	24.253	1:25.475	144.03	1.183	15:15:26.908
19 -	25.967	35.712	23.748	1:25.427	144.11	1.135	15:16:52.335
20 -	25.930	35.643	23.800	1:25.373	144.20	1.081	15:18:17.708
21 -	25.728	35.257	23.792	1:24.777 (3)	145.22	0.485	15:19:42.485
22 -	25.832	35.688	23.678	1:25.198	144.50	0.906	15:21:07.683

P10 22 S		Gary REDMAN		488 Challenge - Graypaul, Nottingham			
IDEAL LAP TIME : 1:24.879		BEST LAP TIME : 1:24.996		DIFFERENCE : 0.117			
LAP	SECTOR 1	SECTOR 2	SECTOR 3	LAP TIME	KPH	DIFF	TIME OF DAY
1 -		35.822	23.906	1:31.829	134.07	6.833	14:51:09.541
2 -	25.936	35.610	23.997	1:25.543 (2)	143.92	0.547	14:52:35.084
3 -	26.050	35.416	24.195	1:25.661 (3)	143.72	0.665	14:54:00.745
4 -	26.004	35.367	23.625	1:24.996 (1)	144.84		14:55:25.741
5 -	26.524	35.707	23.950	1:26.181	142.85	1.185	14:56:51.922
6 -	26.385	36.278	23.804	1:26.467	142.38	1.471	14:58:18.389
7 -	26.698	35.459	23.744	1:25.901	143.32	0.905	14:59:44.290
8 -	26.416	36.013	23.836	1:26.265	142.71	1.269	15:01:10.555
9 -	26.333	35.742	23.907	1:25.982	143.18	0.986	15:02:36.537
10 -	26.305	35.390	24.799	1:26.494	142.34	1.498	15:04:03.031
11 -	26.359	35.806	23.687	1:25.852	143.40	0.856	15:05:28.883
12 -	25.892	36.467	24.330	1:26.689	142.02	1.693	15:06:55.572
13 -	26.187	35.976	23.936	1:26.099	142.99	1.103	15:08:21.671
14 -	26.775	35.502	24.060	1:26.337	142.59	1.341	15:09:48.008
15 -	26.569	35.362	23.736	1:25.667	143.71	0.671	15:11:13.675
16 -	26.522	37.175	24.249	1:27.946	139.99	2.950	15:12:41.621
17 -	26.384	35.894	24.280	1:26.558	142.23	1.562	15:14:08.179
18 -	26.470	35.702	23.808	1:25.980	143.19	0.984	15:15:34.159
19 -	26.141	35.887	23.925	1:25.953	143.23	0.957	15:17:00.112
20 -	26.562	35.598	24.089	1:26.249	142.74	1.253	15:18:26.361
21 -	26.260	35.578	24.172	1:26.010	143.14	1.014	15:19:52.371
22 -	26.477	35.848	24.193	1:26.518	142.30	1.522	15:21:18.889

Weather / Track : Cloudy / Dry

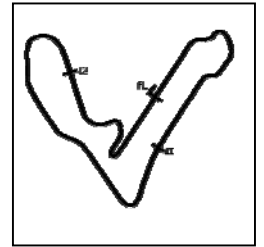
Croft

Circuit Length = 3.419 km

Start: 14:49 Flag 15:20 End: 15:21

Ferrari Challenge Trofeo Pirelli UK

RACE 1 - SECTOR ANALYSIS



SECTOR 1 = FL to I1, SECTOR 2 = I1 to I2, SECTOR 3 = I2 to FL, DIFF = Difference To Personal Best Lap, P = Crossed Finish Line in Pit Lane, D = Time Disallowed

P11 77 S		Paul SIMMERSON		488 Challenge - Graypaul, Birmingham			
IDEAL LAP TIME : 1:23.944		BEST LAP TIME : 1:25.052		DIFFERENCE : 1.108			
LAP	SECTOR 1	SECTOR 2	SECTOR 3	LAP TIME	KPH	DIFF	TIME OF DAY
1 -		36.950	23.706	1:38.119	125.47	13.067	14:51:15.831
2 -	26.480	35.681	23.294	1:25.455	144.07	0.403	14:52:41.286
3 -	26.299	35.720	23.623	1:25.642	143.75	0.590	14:54:06.928
4 -	26.709	35.328	23.792	1:25.829	143.44	0.777	14:55:32.757
5 -	26.792	35.575	23.776	1:26.143	142.92	1.091	14:56:58.900
6 -	26.262	35.386	23.852	1:25.500	143.99	0.448	14:58:24.400
7 -	27.143	36.867	24.161	1:28.171	139.63	3.119	14:59:52.571
8 -	26.125	35.762	23.608	1:25.495	144.00	0.443	15:01:18.066
9 -	25.982	35.332	24.107	1:25.421 (3)	144.12	0.369	15:02:43.487
10 -	26.595	36.007	24.325	1:26.927	141.63	1.875	15:04:10.414
11 -	26.747	36.421	24.222	1:27.390	140.88	2.338	15:05:37.804
12 -	26.615	35.638	24.211	1:26.464	142.39	1.412	15:07:04.268
13 -	26.104	38.951	24.174	1:29.229	137.97	4.177	15:08:33.497
14 -	26.031	35.630	24.236	1:25.897	143.33	0.845	15:09:59.394
15 -	26.516	35.614	23.949	1:26.079	143.02	1.027	15:11:25.473
16 -	25.961	35.624	23.721	1:25.306 (2)	144.32	0.254	15:12:50.779
17 -	25.992	34.875	24.185	1:25.052 (1)	144.75		15:14:15.831
18 -	25.775	36.509	25.007	1:27.291	141.04	2.239	15:15:43.122
19 -	26.051	36.189	25.565	1:27.805	140.21	2.753	15:17:10.927
20 -	28.249	35.497	23.729	1:27.475	140.74	2.423	15:18:38.402
21 -	27.028	36.609	23.993	1:27.630	140.49	2.578	15:20:06.032

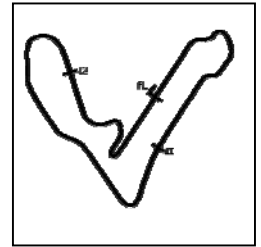
P12 25 S		Neil MILLER		488 Challenge - Meridien Modena			
IDEAL LAP TIME : 1:24.885		BEST LAP TIME : 1:25.535		DIFFERENCE : 0.650			
LAP	SECTOR 1	SECTOR 2	SECTOR 3	LAP TIME	KPH	DIFF	TIME OF DAY
1 -		37.415	24.383	1:39.820	123.33	14.285	14:51:17.532
2 -	26.358	35.983	23.971	1:26.312	142.64	0.777	14:52:43.844
3 -	26.415	35.096	24.166	1:25.677 (3)	143.69	0.142	14:54:09.521
4 -	26.175	35.440	24.983	1:26.598	142.17	1.063	14:55:36.119
5 -	26.948	35.613	24.500	1:27.061	141.41	1.526	14:57:03.180
6 -	26.502	35.649	24.496	1:26.647	142.08	1.112	14:58:29.827
7 -	26.714	35.783	24.095	1:26.592	142.17	1.057	14:59:56.419
8 -	26.231	35.597	24.230	1:26.058	143.06	0.523	15:01:22.477
9 -	26.388	35.159	24.684	1:26.231	142.77	0.696	15:02:48.708
10 -	25.946	35.241	24.348	1:25.535 (1)	143.93		15:04:14.243
11 -	26.301	35.660	24.106	1:26.067	143.04	0.532	15:05:40.310
12 -	26.252	35.769	24.149	1:26.170	142.87	0.635	15:07:06.480
13 -	26.285	37.253	24.564	1:28.102	139.74	2.567	15:08:34.582
14 -	26.724	35.210	23.986	1:25.920	143.29	0.385	15:10:00.502
15 -	25.968	35.426	24.426	1:25.820	143.45	0.285	15:11:26.322
16 -	26.494	35.079	24.095	1:25.668 (2)	143.71	0.133	15:12:51.990
17 -	25.835	35.357	24.679	1:25.871	143.37	0.336	15:14:17.861
18 -	26.579	35.080	24.648	1:26.307	142.64	0.772	15:15:44.168
19 -	26.501	38.389	24.328	1:29.218	137.99	3.683	15:17:13.386
20 -	26.984	35.534	24.097	1:26.615	142.14	1.080	15:18:40.001
21 -	26.034	36.435	24.150	1:26.619	142.13	1.084	15:20:06.620

Weather / Track : Cloudy / Dry

Croft
Circuit Length = 3.419 km
Start: 14:49 Flag 15:20 End: 15:21

Ferrari Challenge Trofeo Pirelli UK

RACE 1 - SECTOR ANALYSIS



SECTOR 1 = FL to I1, SECTOR 2 = I1 to I2, SECTOR 3 = I2 to FL, DIFF = Difference To Personal Best Lap, P = Crossed Finish Line in Pit Lane, D = Time Disallowed

P13 69 S		Toby FLANNAGAN		488 Challenge - Maranello Sales			
IDEAL LAP TIME : 1:24.114		BEST LAP TIME : 1:24.273		DIFFERENCE : 0.159			
LAP	SECTOR 1	SECTOR 2	SECTOR 3	LAP TIME	KPH	DIFF	TIME OF DAY
1 -		36.998	23.820	1:35.196	129.32	10.923	14:51:12.908
2 -	26.115	35.475	23.899	1:25.489	144.01	1.216	14:52:38.397
3 -	25.659	34.933	23.681	1:24.273 (1)	146.09		14:54:02.670
4 -	25.708	34.949	24.672	1:25.329 (3)	144.28	1.056	14:55:27.999
5 -	26.099	34.970	23.522	1:24.591 (2)	145.54	0.318	14:56:52.590
6 -	26.199	36.082	24.342	1:26.623	142.12	2.350	14:58:19.213
7 -	26.266	35.596	23.901	1:25.763	143.55	1.490	14:59:44.976
8 -	26.150	36.029	24.091	1:26.270	142.71	1.997	15:01:11.246
9 -	26.113	35.802	23.943	1:25.858	143.39	1.585	15:02:37.104
10 -	26.212	35.590	37.031	1:38.833	124.57	14.560	15:04:15.937
11 -	27.010	35.285	23.816	1:26.111	142.97	1.838	15:05:42.048
12 -	26.023	35.782	23.808	1:25.613	143.80	1.340	15:07:07.661
13 -	26.197	37.765	24.332	1:28.294	139.43	4.021	15:08:35.955
14 -	26.225	35.898	24.108	1:26.231	142.77	1.958	15:10:02.186
15 -	26.155	35.788	23.608	1:25.551	143.90	1.278	15:11:27.737
16 -	26.508	35.655	23.813	1:25.976	143.19	1.703	15:12:53.713
17 -	26.211	35.639	24.229	1:26.079	143.02	1.806	15:14:19.792
18 -	26.316	38.026	24.241	1:28.583	138.98	4.310	15:15:48.375
19 -	26.705	36.225	24.287	1:27.217	141.16	2.944	15:17:15.592
20 -	29.579	37.434	23.981	1:30.994	135.30	6.721	15:18:46.586
21 -	26.418	35.689	23.920	1:26.027	143.11	1.754	15:20:12.613

P14 18 S		David GROVER		488 Challenge - H R Owen, London			
IDEAL LAP TIME : 1:24.901		BEST LAP TIME : 1:25.373		DIFFERENCE : 0.472			
LAP	SECTOR 1	SECTOR 2	SECTOR 3	LAP TIME	KPH	DIFF	TIME OF DAY
1 -		41.750	24.101	1:43.044	119.47	17.671	14:51:20.756
2 -	26.360	36.322	23.720	1:26.402	142.49	1.029	14:52:47.158
3 -	26.295	36.169	24.114	1:26.578	142.20	1.205	14:54:13.736
4 -	26.187	35.128	24.058	1:25.373 (1)	144.20		14:55:39.109
5 -	26.134	35.422	24.219	1:25.775	143.53	0.402	14:57:04.884
6 -	26.094	35.615	24.224	1:25.933	143.27	0.560	14:58:30.817
7 -	26.894	35.566	24.607	1:27.067	141.40	1.694	14:59:57.884
8 -	26.421	35.691	24.021	1:26.133	142.93	0.760	15:01:24.017
9 -	26.196	35.271	24.541	1:26.008	143.14	0.635	15:02:50.025
10 -	26.576	37.104	24.046	1:27.726	140.34	2.353	15:04:17.751
11 -	26.230	35.471	24.002	1:25.703 (3)	143.65	0.330	15:05:43.454
12 -	26.229	35.335	24.333	1:25.897	143.33	0.524	15:07:09.351
13 -	26.490	36.859	24.416	1:27.765	140.27	2.392	15:08:37.116
14 -	26.221	35.445	24.014	1:25.680 (2)	143.69	0.307	15:10:02.796
15 -	26.385	35.544	24.211	1:26.140	142.92	0.767	15:11:28.936
16 -	26.309	35.603	24.281	1:26.193	142.83	0.820	15:12:55.129
17 -	26.053	35.199	25.362	1:26.614	142.14	1.241	15:14:21.743
18 -	26.944	36.979	24.069	1:27.992	139.91	2.619	15:15:49.735
19 -	26.344	35.956	24.336	1:26.636	142.10	1.263	15:17:16.371
20 -	29.577	37.226	24.354	1:31.157	135.05	5.784	15:18:47.528
21 -	26.265	35.809	24.217	1:26.291	142.67	0.918	15:20:13.819

Weather / Track : Cloudy / Dry

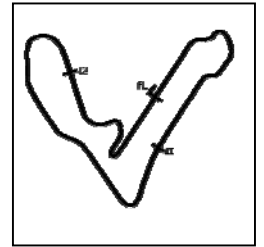
Croft

Circuit Length = 3.419 km

Start: 14:49 Flag 15:20 End: 15:21

Ferrari Challenge Trofeo Pirelli UK

RACE 1 - SECTOR ANALYSIS



SECTOR 1 = FL to I1, SECTOR 2 = I1 to I2, SECTOR 3 = I2 to FL, DIFF = Difference To Personal Best Lap, P = Crossed Finish Line in Pit Lane, D = Time Disallowed

P15		14 S		Imran KARA		488 Challenge - Graypaul, Birmingham	
IDEAL LAP TIME : 1:25.043		BEST LAP TIME : 1:25.395		DIFFERENCE : 0.352			
LAP	SECTOR 1	SECTOR 2	SECTOR 3	LAP TIME	KPH	DIFF	TIME OF DAY
1 -		36.900	24.058	1:36.534	127.53	11.139	14:51:14.246
2 -	25.960	35.910	24.033	1:25.903 (2)	143.32	0.508	14:52:40.149
3 -	26.621	35.588	23.798	1:26.007	143.14	0.612	14:54:06.156
4 -	26.627	35.413	23.871	1:25.911 (3)	143.30	0.516	14:55:32.067
5 -	26.719	35.506	23.792	1:26.017	143.13	0.622	14:56:58.084
6 -	26.263	35.583	24.130	1:25.976	143.19	0.581	14:58:24.060
7 -	26.570	36.123	24.112	1:26.805	141.83	1.410	14:59:50.865
8 -	26.507	35.728	24.032	1:26.267	142.71	0.872	15:01:17.132
9 -	26.308	35.481	24.145	1:25.934	143.26	0.539	15:02:43.066
10 -	26.085	35.793	24.954	1:26.832	141.78	1.437	15:04:09.898
11 -	26.052	35.588	23.755	1:25.395 (1)	144.17		15:05:35.293
12 -	27.371	35.614	24.225	1:27.210	141.17	1.815	15:07:02.503
13 -	26.436	52.481	23.926	1:42.843	119.71	17.448	15:08:45.346
14 -	26.504	36.551	24.305	1:27.360	140.92	1.965	15:10:12.706
15 -	26.445	37.506	24.368	1:28.319	139.39	2.924	15:11:41.025
16 -	26.700	35.491	24.037	1:26.228	142.78	0.833	15:13:07.253
17 -	26.541	36.012	23.901	1:26.454	142.40	1.059	15:14:33.707
18 -	27.277	36.188	24.114	1:27.579	140.57	2.184	15:16:01.286
19 -	25.875	37.749	24.122	1:27.746	140.30	2.351	15:17:29.032
20 -	27.088	37.967	24.206	1:29.261	137.92	3.866	15:18:58.293
21 -	26.924	40.975	24.004	1:31.903	133.96	6.508	15:20:30.196

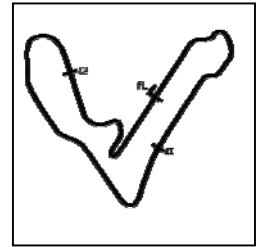
P16		1 S		Alex MOSS		488 Challenge - Graypaul, Birmingham	
IDEAL LAP TIME : 1:23.696		BEST LAP TIME : 1:24.407		DIFFERENCE : 0.711			
LAP	SECTOR 1	SECTOR 2	SECTOR 3	LAP TIME	KPH	DIFF	TIME OF DAY
1 -		36.868	23.574	1:34.332	130.51	9.925	14:51:12.044
2 -	25.623	35.428	23.466	1:24.517 (2)	145.67	0.110	14:52:36.561
3 -	25.529	35.099	24.055	1:24.683	145.38	0.276	14:54:01.244
4 -	25.931	35.494	42.025	1:43.450	119.01	19.043	14:55:44.694
5 -	28.026	35.831	23.688	1:27.545	140.63	3.138	14:57:12.239
6 -	25.647	35.139	24.030	1:24.816	145.15	0.409	14:58:37.055
7 -	25.710	35.205	23.845	1:24.760	145.25	0.353	15:00:01.815
8 -	25.857	34.942	23.811	1:24.610 (3)	145.51	0.203	15:01:26.425
9 -	25.538	34.795	24.074	1:24.407 (1)	145.86		15:02:50.832
10 -	26.080	35.594	23.451	1:25.125	144.63	0.718	15:04:15.957
11 -	25.567	35.080	24.204	1:24.851	145.09	0.444	15:05:40.808
12 -	26.249	35.827	24.068	1:26.144	142.91	1.737	15:07:06.952
13 -	26.281	37.159	24.585	1:28.025	139.86	3.618	15:08:34.977
14 -	26.955	35.338	24.071	1:26.364	142.55	1.957	15:10:01.341
15 -	26.106	35.314	24.026	1:25.446	144.08	1.039	15:11:26.787
16 -	26.571	35.531	24.113	1:26.215	142.80	1.808	15:12:53.002
17 -	25.450	35.071	37.889	1:38.410	125.10	14.003	15:14:31.412
18 -	27.131	35.993	24.439	1:27.563	140.60	3.156	15:15:58.975
19 -	26.244	35.704	24.256	1:26.204	142.81	1.797	15:17:25.179
20 -	27.399	38.227	25.879	1:31.505	134.54	7.098	15:18:56.684
21 -	27.675	42.380	25.158	1:35.213	129.30	10.806	15:20:31.897

Weather / Track : Cloudy / Dry

Croft
Circuit Length = 3.419 km
Start: 14:49 Flag 15:20 End: 15:21

Ferrari Challenge Trofeo Pirelli UK

RACE 1 - SECTOR ANALYSIS



SECTOR 1 = FL to I1, SECTOR 2 = I1 to I2, SECTOR 3 = I2 to FL, DIFF = Difference To Personal Best Lap, P = Crossed Finish Line in Pit Lane, D = Time Disallowed

P17 9 S Paul STEVENS		488 Challenge - Dick Lovett, Swindon					
IDEAL LAP TIME : 1:27.171		BEST LAP TIME : 1:27.171		DIFFERENCE : 0.000			
LAP	SECTOR 1	SECTOR 2	SECTOR 3	LAP TIME	KPH	DIFF	TIME OF DAY
1 -		41.846	24.734	1:45.366	116.84	18.195	14:51:23.078
2 -	27.200	38.444	24.603	1:30.247	136.42	3.076	14:52:53.325
3 -	27.475	39.584	24.944	1:32.003	133.81	4.832	14:54:25.328
4 -	27.131	39.203	24.836	1:31.170	135.04	3.999	14:55:56.498
5 -	26.994	38.245	24.723	1:29.962 (3)	136.85	2.791	14:57:26.460
6 -	27.571	38.131	24.800	1:30.502	136.03	3.331	14:58:56.962
7 -	27.361	38.422	25.248	1:31.031	135.24	3.860	15:00:27.993
8 -	27.344	37.994	26.636	1:31.974	133.86	4.803	15:01:59.967
9 -	27.096	38.632	25.637	1:31.365	134.75	4.194	15:03:31.332
10 -	26.894	39.005	25.967	1:31.866	134.01	4.695	15:05:03.198
11 -	28.516	39.441	25.209	1:33.166	132.14	5.995	15:06:36.364
12 -	27.604	39.445	25.348	1:32.397	133.24	5.226	15:08:08.761
13 -	28.129	38.977	25.036	1:32.142	133.61	4.971	15:09:40.903
14 -	27.268	39.175	24.976	1:31.419	134.67	4.248	15:11:12.322
15 -	26.909	38.247	25.255	1:30.411	136.17	3.240	15:12:42.733
16 -	27.180	37.802	24.413	1:29.395 (2)	137.72	2.224	15:14:12.128
17 -	27.399	37.963	25.974	1:31.336	134.79	4.165	15:15:43.464
18 -	26.830	40.185	24.678	1:31.693	134.27	4.522	15:17:15.157
19 -	29.529	38.165	25.292	1:32.986	132.40	5.815	15:18:48.143
20 -	26.589	36.607	23.975	1:27.171 (1)	141.23		15:20:15.314

P18 13 S Stuart WILLSON		488 Challenge - Graypaul, Nottingham					
IDEAL LAP TIME : 1:24.369		BEST LAP TIME : 1:24.621		DIFFERENCE : 0.252			
LAP	SECTOR 1	SECTOR 2	SECTOR 3	LAP TIME	KPH	DIFF	TIME OF DAY
1 -		44.634	24.386	1:42.310	120.33	17.689	14:51:20.022
2 -	26.224	35.711	23.748	1:25.683	143.68	1.062	14:52:45.705
3 -	26.078	35.099	23.808	1:24.985 (3)	144.86	0.364	14:54:10.690
4 -	26.009	35.215	23.918	1:25.142	144.60	0.521	14:55:35.832
5 -	25.886	34.846	23.889	1:24.621 (1)	145.49		14:57:00.453
6 -	25.824	34.988	24.038	1:24.850 (2)	145.09	0.229	14:58:25.303
7 -	26.511	36.884	24.461	1:27.856	140.13	3.235	14:59:53.159
8 -	25.775	35.869	24.235	1:25.879	143.36	1.258	15:01:19.038
9 -	25.915	35.006	24.721	1:25.642	143.75	1.021	15:02:44.680
10 -	26.227	35.642	24.325	1:26.194	142.83	1.573	15:04:10.874
11 -	26.313	35.924	24.539	1:26.776	141.87	2.155	15:05:37.650
12 -	26.436	35.515	24.249	1:26.200	142.82	1.579	15:07:03.850
13 -	25.983	39.003	24.335	1:29.321	137.83	4.700	15:08:33.171
14 -	26.038	35.341	24.447	1:25.826	143.44	1.205	15:09:58.997
15 -	25.922	35.253	24.393	1:25.568	143.88	0.947	15:11:24.565
16 -	26.035	35.096	24.301	1:25.432	144.11	0.811	15:12:49.997
17 -	25.784	35.090	24.415	1:25.289	144.35	0.668	15:14:15.286
18 -	26.061	36.261	24.958	1:27.280	141.05	2.659	15:15:42.566
19 -	26.219	35.378	24.748	1:26.345	142.58	1.724	15:17:08.911

P19 8 S Mark MCALLISTER		488 Challenge - Lancaster Ferrari, Colchester					
IDEAL LAP TIME :		BEST LAP TIME :		DIFFERENCE :			
LAP	SECTOR 1	SECTOR 2	SECTOR 3	LAP TIME	KPH	DIFF	TIME OF DAY
1 -		1:22.682	IN PIT	2:36.302 P	78.76		14:52:14.014

Weather / Track : Cloudy / Dry

Croft
Circuit Length = 3.419 km
Start: 14:49 Flag 15:20 End: 15:21

Ferrari Challenge Trofeo Pirelli UK

RACE 1 - STATISTICS

Competitors Started 19
Planned Start 2019-07-20 @ 14:45:00.000
Actual Start 2019-07-20 @ 14:49:37.711
Finish Time 2019-07-20 @ 15:20:00.799
Track Length 3.419km
Total Laps 386
Total Distance Covered 1320.081km

Session Fastest Lap History

NO	CL	NAME	LAP TIME	TIME OF DAY	LAP	VEHICLE
29	P	Jason BAKER	1:24.955	14:51:02.672	1	488 Challenge
29	P	Jason BAKER	1:21.718	14:52:24.389	2	488 Challenge
29	P	Jason BAKER	1:21.541	14:55:07.908	4	488 Challenge
79	P	Jamie CLARKE	1:21.493	14:55:08.624	4	488 Challenge

Session Leader History

NO	CL	NAME	FROM LAP	LAPS LED	DISTANCE	VEHICLE
29	P	Jason BAKER	1	20	68.39 km	488 Challenge
79	P	Jamie CLARKE	21	2	6.83 km	488 Challenge

Flag History

TYPE	TIME OF DAY
GREEN	14:49:37.711
FINISH	15:20:00.799

Flag Statistics

TYPE	COUNT	TOTAL LAPS	TOTAL TIME
Green	1	22	32:02.419
Red	0	0	0.000
Safety Car	0	0	0.000
FCY	0	0	0.000

Ferrari Challenge Trofeo Pirelli UK

RACE 1 - STATISTICS

CLASS : P

7 Starters

Fastest Lap History

NO	NAME	LAP TIME	TIME OF DAY	LAP	VEHICLE
29	Jason BAKER	1:24.955	14:51:02.672	1	488 Challenge
29	Jason BAKER	1:21.718	14:52:24.389	2	488 Challenge
29	Jason BAKER	1:21.541	14:55:07.908	4	488 Challenge
79	Jamie CLARKE	1:21.493	14:55:08.624	4	488 Challenge

Leader History

NO	NAME	FROM LAP	LAPS LED	DISTANCE	VEHICLE
29	Jason BAKER	1	20	68.39 km	488 Challenge
79	Jamie CLARKE	21	2	6.83 km	488 Challenge

Ferrari Challenge Trofeo Pirelli UK

RACE 1 - STATISTICS

CLASS : S

12 Starters

Fastest Lap History

NO	NAME	LAP TIME	TIME OF DAY	LAP	VEHICLE
40	Jamie THWAITES	1:31.053	14:51:08.769	1	488 Challenge
40	Jamie THWAITES	1:24.866	14:52:33.636	2	488 Challenge
1	Alex MOSS	1:24.517	14:52:36.564	2	488 Challenge
40	Jamie THWAITES	1:24.477	14:53:58.112	3	488 Challenge
69	Toby FLANNAGAN	1:24.273	14:54:02.675	3	488 Challenge
40	Jamie THWAITES	1:24.195	14:55:22.307	4	488 Challenge

Leader History

NO	NAME	FROM LAP	LAPS LED	DISTANCE	VEHICLE
40	Jamie THWAITES	1	22	75.23 km	488 Challenge