



United Kingdom

Trofeo 

FERRARI CHALLENGE TROFEO PIRELLI UK CHAMPIONSHIP

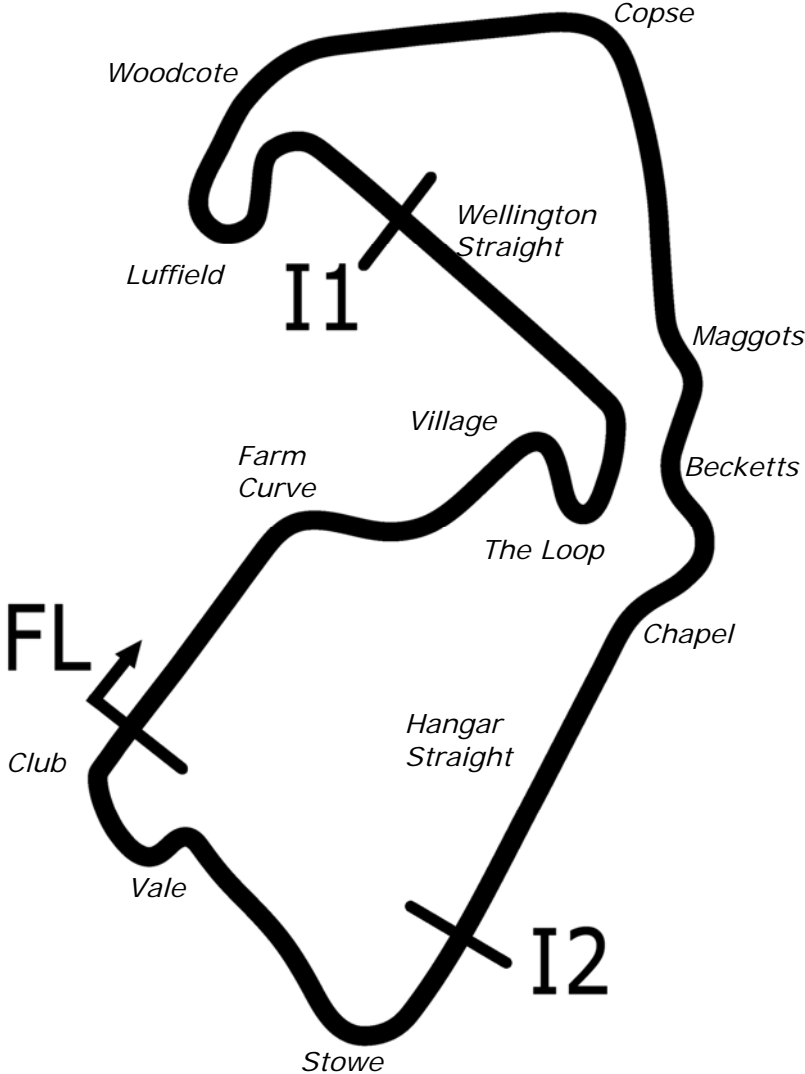
Silverstone Arena GP Circuit

21st / 22nd September 2019



Results Provided by Timing Solutions Ltd
www.tsl-timing.com

Silverstone GP



SPORTS TIMING

TIMING SOLUTIONS LTD



Length	3.6605 miles	5891.0 m	
FL		52.06826 N	1.02344 W
I1	1932m	52.07603 N	1.01669 W
I2	4756m	52.06559 N	1.01486 W
Pit Entry	5891m	52.66742 N	1.02286 W
Pit Exit	457m after FL	52.07081 N	1.01999 W
Pit Entry–Pit Exit	457m, 27.4s @60kph, 20.5s @80kph		

All results available at www.tsl-timing.com

2019 Ferrari Challenge Trofeo Pirelli UK

FREE PRACTICE - CLASSIFICATION

POS	NO	CL	PIC NAME	DEALERSHIP	ENTRY	TIME	ON	LAPS	GAP	DIFF	KPH
1	79	P	1 Jamie CLARKE	Stratstone, Manchester	488 Challenge	2:05.528	19	24			168.94
2	6	P	2 Paul HOGARTH	Stratstone, Manchester	488 Challenge	2:06.421	17	19	0.893	0.893	167.75
3	69	S	1 Toby FLANNAGAN	Maranello Sales	488 Challenge	2:07.278	15	20	1.750	0.857	166.62
4	43	P	3 Josh KIRKWOOD-JONES	H R Owen, London	488 Challenge	2:07.309	11	13	1.781	0.031	166.58
5	74	P	4 Andrew BRUCE	Meridien Modena	488 Challenge	2:07.618	15	24	2.090	0.309	166.18
6	10	P	5 Henry SIMMONS	Maranello Sales	488 Challenge	2:08.325	11	16	2.797	0.707	165.26
7	13	S	2 Stuart WILLSON	Graypaul, Nottingham	488 Challenge	2:08.505	15	15	2.977	0.180	165.03
8	27	P	6 Martin SMITH	Graypaul, Birmingham	488 Challenge	2:08.832	15	17	3.304	0.327	164.61
9	1	S	3 Alex MOSS	Graypaul, Birmingham	488 Challenge	2:08.854	18	19	3.326	0.022	164.58
10	40	S	4 Jamie THWAITES	Driver	488 Challenge	2:09.112	19	20	3.584	0.258	164.25
11	22	S	5 Gary REDMAN	Graypaul, Nottingham	488 Challenge	2:09.373	23	25	3.845	0.261	163.92
12	83	S	6 Richard GUY	Charles Hurst	488 Challenge	2:09.736	9	10	4.208	0.363	163.46
13	8	S	7 Mark MCALLISTER	Lancaster Ferrari, Colchester	488 Challenge	2:10.238	8	10	4.710	0.502	162.83
14	77	S	8 Paul SIMMERSON	Graypaul, Birmingham	488 Challenge	2:10.259	19	19	4.731	0.021	162.81
15	60	P	7 Wayne MARRS	Dick Lovett, Swindon	488 Challenge	2:10.593	3	7	5.065	0.334	162.39
16	18	S	9 David GROVER	H R Owen, London	488 Challenge	2:11.113	14	17	5.585	0.520	161.75
17	14	S	10 Imran KARA	Graypaul, Birmingham	488 Challenge	2:13.163	6	18	7.635	2.050	159.26
18	9	S	11 Paul STEVENS	Dick Lovett, Swindon	488 Challenge	2:14.898	16	17	9.370	1.735	157.21

Weather / Track : Bright / Dry

These results are provisional until the conclusion of any judicial and technical matters.

Silverstone GP

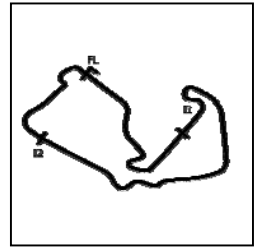
Circuit Length = 5.891 km

Start: 09:35 Flag 10:55 End: 10:57

Clerk Of Course :	Steward :	Timekeeper :
-------------------	-----------	--------------

2019 Ferrari Challenge Trofeo Pirelli UK

FREE PRACTICE - SECTOR ANALYSIS



SECTOR 1 = FL to I1, SECTOR 2 = I1 to I2, SECTOR 3 = I2 to FL, DIFF = Difference To Personal Best Lap, P = Crossed Finish Line in Pit Lane, D = Time Disallowed

P1		79 P		Jamie CLARKE		488 Challenge - Stratstone, Manchester					
IDEAL LAP TIME : 2:05.207		BEST LAP TIME : 2:05.528		DIFFERENCE : 0.321							
LAP	SECTOR 1	SECTOR 2	SECTOR 3	LAP TIME	KPH	DIFF	TIME OF DAY				
1 -	OUTLAP	134.1	1:22.739	190.4	34.241	153.8					09:41:36.325
2 -	51.165	130.4	1:18.368	217.3	32.070	163.3	2:41.603	131.23	36.075		09:44:17.928
3 -	40.793	234.2	1:04.555	245.4	28.907	173.3	2:14.255	157.96	8.727		09:46:32.183
4 -	40.772	238.4	1:02.152	251.1	27.061	175.8	2:09.985	163.15	4.457		09:48:42.168
5 -	38.083	247.7	1:01.947	250.0	26.945	173.9	2:06.975	167.02	1.447		09:50:49.143
6 -	38.132	248.8	1:02.688	250.5	IN PIT		2:19.672	P 151.83	14.144		09:53:08.815
7 -	OUTLAP	242.1	1:02.557	250.0	26.882	177.3	5:59.272	59.02	3:53.744		09:59:08.087
8 -	37.888	247.1	1:01.757	249.4	26.998	170.6	2:06.643	167.45	1.115		10:01:14.730
9 -	38.797	246.0	1:01.927	249.4	26.639	172.2	2:07.363	166.51	1.835		10:03:22.093
10 -	37.837	246.5	1:01.609	249.4	26.735	172.5	2:06.181	168.07	0.653		10:05:28.274
11 -	40.980	191.1	1:11.658	204.9	IN PIT		2:31.402	P 140.07	25.874		10:07:59.676
12 -	OUTLAP	226.4	1:04.557	247.7	27.390	177.0	7:29.437	47.18	5:23.909		10:15:29.113
13 -	38.251	245.4	1:01.805	246.5	26.508	175.8	2:06.564	167.56	1.036		10:17:35.677
14 -	38.582	247.1	1:01.302	248.8	26.464	174.4	2:06.348	167.85	0.820		10:19:42.025
15 -	37.870	246.5	1:01.384	248.8	26.883	172.8	2:06.137	168.13	0.609		10:21:48.162
16 -	37.970	247.1	1:07.298	248.2	IN PIT		2:18.001	P 153.67	12.473		10:24:06.163
17 -	OUTLAP	245.4	1:01.462	251.7	27.394	176.1	15:28.426	22.84	13:22.898		10:39:34.589
18 -	37.787	248.2	1:01.368	251.7	26.835	174.7	2:05.990	(3) 168.32	0.462		10:41:40.579
19 -	37.816	247.7	1:01.119	251.7	26.593	176.1	2:05.528	(1) 168.94			10:43:46.107
20 -	37.624	248.8	1:02.194	227.8	28.557	174.1	2:08.375	165.20	2.847		10:45:54.482
21 -	37.784	248.2	1:01.297	251.7	26.642	175.8	2:05.723	(2) 168.68	0.195		10:48:00.205
22 -	37.716	248.8	1:01.588	251.1	26.796	171.9	2:06.100	168.18	0.572		10:50:06.305
23 -	38.803	246.5	1:09.109	249.4	27.630	174.7	2:15.542	156.46	10.014		10:52:21.847
24 -	37.699	250.0	1:01.642	251.1	IN PIT		2:15.306	P 156.73	9.778		10:54:37.153

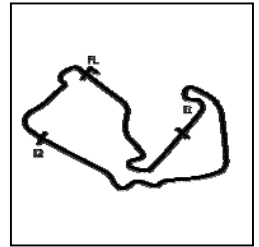
P2		6 P		Paul HOGARTH		488 Challenge - Stratstone, Manchester					
IDEAL LAP TIME : 2:06.289		BEST LAP TIME : 2:06.421		DIFFERENCE : 0.132							
LAP	SECTOR 1	SECTOR 2	SECTOR 3	LAP TIME	KPH	DIFF	TIME OF DAY				
1 -	OUTLAP	156.5	1:12.373	219.5	29.743	153.1					09:47:54.281
2 -	43.073	224.0	1:04.753	248.2	27.600	173.9	2:15.426	156.59	9.005		09:50:09.707
3 -	42.111	202.2	1:06.942	211.3	29.017	171.9	2:18.070	153.60	11.649		09:52:27.777
4 -	39.139	243.7	1:01.751	248.2	27.231	176.1	2:08.121	(2) 165.52	1.700		09:54:35.898
5 -	41.330	214.2	1:04.343	246.5	27.851	169.2	2:13.524	158.82	7.103		09:56:49.422
6 -	40.095	240.5	1:05.968	246.5	27.864	172.8	2:13.927	158.35	7.506		09:59:03.349
7 -	39.048	243.7	1:02.111	248.2	27.164	173.0	2:08.323	165.26	1.902		10:01:11.672
8 -	40.772	225.4	1:05.266	248.8	27.176	175.0	2:13.214	159.19	6.793		10:03:24.886
9 -	40.128	240.5	1:03.255	248.8	IN PIT		2:13.143	P 159.28	6.722		10:05:38.029
10 -	OUTLAP	235.2	1:04.163	247.1	27.662	168.4	5:21.038	66.05	3:14.617		10:10:59.067
11 -	39.486	243.7	1:02.518	249.4	27.031	163.6	2:09.035	164.35	2.614		10:13:08.102
12 -	41.550	206.8	1:06.190	228.8	28.691	173.6	2:16.431	155.44	10.010		10:15:24.533
13 -	38.880	246.0	1:02.636	250.0	27.072	173.0	2:08.588	164.92	2.167		10:17:33.121
14 -	42.277	246.5	1:02.093	250.0	IN PIT		2:13.295	P 159.10	6.874		10:19:46.416
15 -	OUTLAP	163.8	1:09.605	192.1	29.482	163.6	11:19.485	31.21	9:13.064		10:31:05.901
16 -	38.829	245.4	1:01.506	248.8	27.923	171.7	2:08.258	(3) 165.35	1.837		10:33:14.159
17 -	38.175	246.0	1:01.083	250.0	27.163	172.8	2:06.421	(1) 167.75			10:35:20.580
18 -	41.693	202.2	1:08.424	178.5	31.503	175.8	2:21.620	149.75	15.199		10:37:42.200
19 -	38.712	244.8	1:02.752	244.3	IN PIT		2:09.243	P 164.09	2.822		10:39:51.443

Weather / Track : Bright / Dry

Silverstone GP
Circuit Length = 5.891 km
Start: 09:35 Flag 10:55 End: 10:57

2019 Ferrari Challenge Trofeo Pirelli UK

FREE PRACTICE - SECTOR ANALYSIS



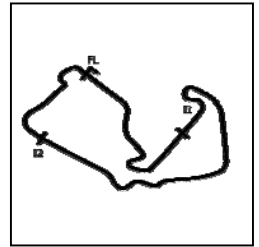
SECTOR 1 = FL to I1, SECTOR 2 = I1 to I2, SECTOR 3 = I2 to FL, DIFF = Difference To Personal Best Lap, P = Crossed Finish Line in Pit Lane, D = Time Disallowed

P3 69 S		Toby FLANNAGAN					488 Challenge - Maranello Sales				
IDEAL LAP TIME : 2:07.186		BEST LAP TIME : 2:07.278					DIFFERENCE : 0.092				
LAP		SECTOR 1		SECTOR 2		SECTOR 3		LAP TIME	KPH	DIFF	TIME OF DAY
1 -	OUTLAP	204.5	1:11.488	239.4	29.929	162.6					09:39:40.724
2 -	41.904	236.3	1:06.004	244.8	28.707	165.8	2:16.615	155.23	9.337	09:41:57.339	
3 -	39.754	241.0	1:03.083	245.4	28.987	170.8	2:11.824	160.87	4.546	09:44:09.163	
4 -	40.246	243.7	1:04.877	246.5	27.654	170.6	2:12.777	159.72	5.499	09:46:21.940	
5 -	39.486	244.3	1:02.961	248.2	27.699	171.7	2:10.146	162.95	2.868	09:48:32.086	
6 -	39.377	244.8	1:03.009	247.1	IN PIT		2:18.477	P 153.14	11.199	09:50:50.563	
7 -	OUTLAP	191.1	1:05.364	242.1	27.864	172.2	26:52.395	13.15	24:45.117	10:17:42.958	
8 -	40.140	243.2	1:03.034	244.8	27.684	170.0	2:10.858	162.06	3.580	10:19:53.816	
9 -	38.935	243.7	1:03.173	246.0	27.482	169.8	2:09.590	163.65	2.312	10:22:03.406	
10 -	38.798	243.2	1:02.487	247.1	27.306	172.8	2:08.591	(3) 164.92	1.313	10:24:11.997	
11 -	38.454	244.8	1:03.064	247.1	27.304	172.2	2:08.822	164.62	1.544	10:26:20.819	
12 -	38.797	245.4	1:07.220	165.6	IN PIT		2:22.153	P 149.18	14.875	10:28:42.972	
13 -	OUTLAP	183.3	1:10.120	245.4	29.702	161.4	5:48.056	60.93	3:40.778	10:34:31.028	
14 -	41.943	240.0	1:02.252	247.7	27.025	173.0	2:11.220	161.61	3.942	10:36:42.248	
15 -	38.546	243.7	1:01.827	250.0	26.905	173.6	2:07.278	(1) 166.62		10:38:49.526	
16 -	38.507	245.4	1:02.143	246.5	27.003	167.9	2:07.653	(2) 166.13	0.375	10:40:57.179	
17 -	38.507	246.0	1:03.545	248.8	28.144	163.6	2:10.196	162.88	2.918	10:43:07.375	
18 -	38.962	246.0	1:03.177	247.7	27.438	172.5	2:09.577	163.66	2.299	10:45:16.952	
19 -	40.729	238.4	1:01.868	250.0	35.803	153.1	2:18.400	153.23	11.122	10:47:35.352	
20 -	39.744	245.4	1:04.642	194.5	IN PIT		2:19.723	P 151.78	12.445	10:49:55.075	

P4 43 P		Josh KIRKWOOD-JONES					488 Challenge - H R Owen, London				
IDEAL LAP TIME : 2:07.188		BEST LAP TIME : 2:07.309					DIFFERENCE : 0.121				
LAP		SECTOR 1		SECTOR 2		SECTOR 3		LAP TIME	KPH	DIFF	TIME OF DAY
1 -	OUTLAP	221.3	1:13.560	236.3	31.253	145.1					09:38:47.448
2 -	44.159	225.4	1:07.359	244.8	28.993	162.6	2:20.511	150.93	13.202	09:41:07.959	
3 -	40.140	242.6	1:04.490	247.1	27.818	170.6	2:12.448	160.12	5.139	09:43:20.407	
4 -	38.986	244.3	1:02.822	246.5	27.244	168.2	2:09.052	164.33	1.743	09:45:29.459	
5 -	48.388	147.9	1:21.308	169.5	34.692	142.6	2:44.388	129.00	37.079	09:48:13.847	
6 -	40.337	243.2	1:03.657	247.1	27.488	172.8	2:11.482	161.29	4.173	09:50:25.329	
7 -	38.684	245.4	1:02.516	248.2	27.231	170.6	2:08.431	(2) 165.12	1.122	09:52:33.760	
8 -	38.692	245.4	1:02.787	249.4	27.409	162.1	2:08.888	(3) 164.54	1.579	09:54:42.648	
9 -	45.232	199.6	1:09.717	214.7	IN PIT		2:26.090	P 145.16	18.781	09:57:08.738	
10 -	OUTLAP	240.0	1:02.110	248.2	27.066	171.7	8:11.629	43.13	6:04.320	10:05:20.367	
11 -	38.163	247.1	1:01.959	249.4	27.187	159.2	2:07.309	(1) 166.58		10:07:27.676	
12 -	38.879	243.2	1:02.573	247.7	27.591	156.0	2:09.043	164.34	1.734	10:09:36.719	
13 -	38.481	245.4	1:14.483	138.9	IN PIT		2:26.162	P 145.09	18.853	10:12:02.881	

2019 Ferrari Challenge Trofeo Pirelli UK

FREE PRACTICE - SECTOR ANALYSIS



SECTOR 1 = FL to I1, SECTOR 2 = I1 to I2, SECTOR 3 = I2 to FL, DIFF = Difference To Personal Best Lap, P = Crossed Finish Line in Pit Lane, D = Time Disallowed

P5		74 P		Andrew BRUCE		488 Challenge - Meridien Modena					
IDEAL LAP TIME : 2:07.226		BEST LAP TIME : 2:07.618		DIFFERENCE : 0.392							
LAP	SECTOR 1	SECTOR 2	SECTOR 3	LAP TIME	KPH	DIFF	TIME OF DAY				
1 -	OUTLAP	225.0	1:12.329	232.2	30.295	152.7		09:40:37.615			
2 -	41.634	235.2	1:03.600	246.0	27.306	171.7	2:12.540	160.00	4.922	09:42:50.155	
3 -	38.842	242.6	1:02.838	247.1	27.236	170.3	2:08.916	164.50	1.298	09:44:59.071	
4 -	39.417	238.9	1:02.707	246.5	27.540	171.1	2:09.664	163.55	2.046	09:47:08.735	
5 -	39.365	243.7	1:02.641	228.8	IN PIT		2:16.842	P	154.97	9.224	09:49:25.577
6 -	OUTLAP	238.9	1:03.611	246.5	27.460	170.3	6:34.894	53.70	4:27.276	09:56:00.471	
7 -	39.255	240.0	1:02.685	247.1	28.821	167.9	2:10.761	162.18	3.143	09:58:11.232	
8 -	39.303	243.2	1:02.758	248.8	27.416	166.1	2:09.477	163.79	1.859	10:00:20.709	
9 -	38.877	243.7	1:02.770	248.2	27.670	170.0	2:09.317	163.99	1.699	10:02:30.026	
10 -	38.739	248.8	1:02.384	251.7	27.476	169.2	2:08.599	164.91	0.981	10:04:38.625	
11 -	38.705	247.1	1:02.324	251.7	27.675	167.1	2:08.704	164.77	1.086	10:06:47.329	
12 -	38.771	246.0	1:02.792	248.8	28.306	162.4	2:09.869	163.29	2.251	10:08:57.198	
13 -	40.844	243.7	1:02.791	247.1	IN PIT		2:15.535	P	156.47	7.917	10:11:12.733
14 -	OUTLAP	235.8	1:01.739	250.5	27.104	170.0	22:07.304	15.97	19:59.686	10:33:20.037	
15 -	38.383	247.7	1:01.951	251.1	27.284	169.8	2:07.618 (1)	166.18		10:35:27.655	
16 -	39.011	246.5	1:01.880	250.5	27.253	170.3	2:08.144	165.49	0.526	10:37:35.799	
17 -	38.407	248.8	1:01.914	251.7	27.550	172.5	2:07.871	(2)	165.85	0.253	10:39:43.670
18 -	38.458	245.4	1:02.000	250.5	27.651	171.4	2:08.109	165.54	0.491	10:41:51.779	
19 -	38.808	245.4	1:02.385	252.3	27.437	170.0	2:08.630	164.87	1.012	10:44:00.409	
20 -	38.598	248.2	1:03.058	216.0	IN PIT		2:14.197	P	158.03	6.579	10:46:14.606
21 -	OUTLAP	247.1	1:03.021	247.1	27.259	168.4	4:37.747	76.35	2:30.129	10:50:52.353	
22 -	38.644	250.0	1:02.612	252.9	27.486	170.3	2:08.742	164.72	1.124	10:53:01.095	
23 -	38.832	248.2	1:01.818	251.1	27.241	170.3	2:07.891	(3)	165.82	0.273	10:55:08.986
24 -	38.811	248.2	1:06.792	186.2	IN PIT		2:20.259	P	151.20	12.641	10:57:29.245

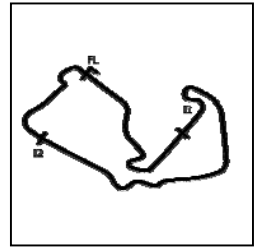
P6		10 P		Henry SIMMONS		488 Challenge - Maranello Sales					
IDEAL LAP TIME : 2:07.998		BEST LAP TIME : 2:08.325		DIFFERENCE : 0.327							
LAP	SECTOR 1	SECTOR 2	SECTOR 3	LAP TIME	KPH	DIFF	TIME OF DAY				
1 -	OUTLAP	198.5	1:16.595	225.4	32.362	150.6				09:57:34.735	
2 -	44.549	223.1	1:08.578	243.7	29.542	163.1	2:22.669	148.64	14.344	09:59:57.404	
3 -	42.984	233.7	1:07.989	244.8	29.530	161.9	2:20.503	150.94	12.178	10:02:17.907	
4 -	41.407	240.0	1:04.730	246.0	28.234	163.8	2:14.371	157.82	6.046	10:04:32.278	
5 -	40.464	240.0	1:03.200	247.1	27.980	167.4	2:11.644	161.09	3.319	10:06:43.922	
6 -	40.228	239.4	1:03.907	246.0	28.503	161.6	2:12.638	159.89	4.313	10:08:56.560	
7 -	42.993	238.4	1:03.408	246.0	28.148	167.1	2:14.549	157.61	6.224	10:11:11.109	
8 -	44.649	189.4	1:17.500	187.8	IN PIT		2:43.517	P	129.69	35.192	10:13:54.626
9 -	OUTLAP	225.0	1:06.542	244.8	28.464	161.6	27:13.542	12.98	25:05.217	10:41:08.168	
10 -	41.699	237.8	1:02.904	248.2	27.447	166.1	2:12.050	160.60	3.725	10:43:20.218	
11 -	39.212	244.8	1:01.822	248.2	27.291	171.9	2:08.325 (1)	165.26		10:45:28.543	
12 -	38.912	244.3	1:02.571	247.7	27.442	167.1	2:08.925	(3)	164.49	0.600	10:47:37.468
13 -	39.087	246.5	1:02.771	250.5	28.113	162.6	2:09.971	163.17	1.646	10:49:47.439	
14 -	42.190	241.0	1:04.424	247.1	28.271	168.4	2:14.885	157.22	6.560	10:52:02.324	
15 -	39.172	245.4	1:02.733	248.2	27.568	166.9	2:09.473	163.79	1.148	10:54:11.797	
16 -	38.885	247.1	1:02.121	249.4	27.802	168.7	2:08.808	(2)	164.64	0.483	10:56:20.605

Weather / Track : Bright / Dry

Silverstone GP
Circuit Length = 5.891 km
Start: 09:35 Flag 10:55 End: 10:57

2019 Ferrari Challenge Trofeo Pirelli UK

FREE PRACTICE - SECTOR ANALYSIS



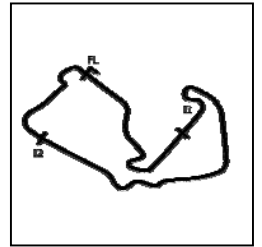
SECTOR 1 = FL to I1, SECTOR 2 = I1 to I2, SECTOR 3 = I2 to FL, DIFF = Difference To Personal Best Lap, P = Crossed Finish Line in Pit Lane, D = Time Disallowed

P7 13 S		Stuart WILLSON					488 Challenge - Graypaul, Nottingham			
IDEAL LAP TIME : 2:08.505		BEST LAP TIME : 2:08.505		DIFFERENCE : 0.000						
LAP	SECTOR 1	SECTOR 2		SECTOR 3		LAP TIME	KPH	DIFF	TIME OF DAY	
1 -	OUTLAP	160.4	1:18.844	173.9	34.447	150.6			09:53:11.536	
2 -	45.598	194.5	1:09.311	228.3	29.978	162.8	2:24.887	146.37	16.382	09:55:36.423
3 -	42.034	215.1	1:06.265	240.0	29.140	169.2	2:17.439	154.30	8.934	09:57:53.862
4 -	41.550	237.3	1:03.824	247.1	27.583	167.4	2:12.957	159.50	4.452	10:00:06.819
5 -	41.893	215.5	1:08.030	214.7	IN PIT		2:24.035	P 147.23	15.530	10:02:30.854
6 -	OUTLAP	206.8	1:07.861	244.8	28.052	164.1	26:33.578	13.30	24:25.073	10:29:04.432
7 -	39.546	238.9	1:03.080	248.2	27.266	168.4	2:09.892	163.27	1.387	10:31:14.324
8 -	38.946	243.7	1:03.802	246.0	27.533	168.7	2:10.281	162.78	1.776	10:33:24.605
9 -	39.290	241.6	1:03.412	246.5	27.502	170.8	2:10.204	162.87	1.699	10:35:34.809
10 -	38.901	243.2	1:02.735	248.2	27.261	164.1	2:08.897	(2) 164.53	0.392	10:37:43.706
11 -	40.721	240.0	1:05.547	247.1	IN PIT		2:15.987	P 155.95	7.482	10:39:59.693
12 -	OUTLAP	220.8	1:09.257	233.7	29.253	165.8	9:14.631	38.23	7:06.126	10:49:14.324
13 -	40.546	232.7	1:04.990	195.6	28.562	165.3	2:14.098	158.15	5.593	10:51:28.422
14 -	39.306	243.7	1:02.759	250.0	27.628	167.9	2:09.693	(3) 163.52	1.188	10:53:38.115
15 -	38.708	244.3	1:02.686	243.2	27.111	168.2	2:08.505 (1)	165.03		10:55:46.620

P8 27 P		Martin SMITH					488 Challenge - Graypaul, Birmingham			
IDEAL LAP TIME : 2:08.751		BEST LAP TIME : 2:08.832		DIFFERENCE : 0.081						
LAP	SECTOR 1	SECTOR 2		SECTOR 3		LAP TIME	KPH	DIFF	TIME OF DAY	
1 -	OUTLAP	219.0	1:07.707	243.2	29.218	162.1			09:39:33.862	
2 -	39.987	242.1	1:04.277	244.3	27.312	172.2	2:11.576	161.18	2.744	09:41:45.438
3 -	38.957	241.0	1:03.638	244.8	IN PIT		2:17.873	P 153.81	9.041	09:44:03.311
4 -	OUTLAP	223.6	1:06.866	240.5	28.695	152.1	8:27.492	41.78	6:18.660	09:52:30.803
5 -	40.269	240.0	1:03.457	244.3	29.497	156.2	2:13.223	159.18	4.391	09:54:44.026
6 -	39.718	241.6	1:03.297	243.7	27.387	171.4	2:10.402	162.63	1.570	09:56:54.428
7 -	38.896	242.1	1:03.308	244.3	27.501	170.3	2:09.705	163.50	0.873	09:59:04.133
8 -	39.119	243.2	1:03.538	244.8	IN PIT		2:15.557	P 156.44	6.725	10:01:19.690
9 -	OUTLAP	236.8	1:03.736	243.7	27.683	169.0	15:03.743	23.46	12:54.911	10:16:23.433
10 -	38.864	242.6	1:03.059	244.8	27.494	167.4	2:09.417	163.87	0.585	10:18:32.850
11 -	38.848	243.2	1:02.883	244.8	27.438	167.7	2:09.169	164.18	0.337	10:20:42.019
12 -	38.964	242.6	1:02.966	243.7	IN PIT		2:12.140	P 160.49	3.308	10:22:54.159
13 -	OUTLAP	241.6	1:03.030	244.3	27.324	169.5	5:00.210	70.64	2:51.378	10:27:54.369
14 -	38.881	242.1	1:02.736	243.7	27.381	168.4	2:08.998	(3) 164.40	0.166	10:30:03.367
15 -	38.717	242.6	1:02.816	245.4	27.299	167.9	2:08.832 (1)	164.61		10:32:12.199
16 -	38.823	243.2	1:02.735	246.5	27.428	165.1	2:08.986	(2) 164.41	0.154	10:34:21.185
17 -	38.869	242.6	1:03.760	246.5	IN PIT		2:11.647	P 161.09	2.815	10:36:32.832

2019 Ferrari Challenge Trofeo Pirelli UK

FREE PRACTICE - SECTOR ANALYSIS



SECTOR 1 = FL to I1, SECTOR 2 = I1 to I2, SECTOR 3 = I2 to FL, DIFF = Difference To Personal Best Lap, P = Crossed Finish Line in Pit Lane, D = Time Disallowed

P9		1 S		Alex MOSS		488 Challenge - Graypaul, Birmingham					
IDEAL LAP TIME : 2:07.900		BEST LAP TIME : 2:08.854		DIFFERENCE : 0.954							
LAP	SECTOR 1	SECTOR 2	SECTOR 3	LAP TIME	KPH	DIFF	TIME OF DAY				
1 -	OUTLAP	193.2	1:13.278	234.7	30.810	147.5		09:43:53.946			
2 -	42.973	233.7	1:06.169	247.1	29.019	144.0	2:18.161	153.49	9.307	09:46:12.107	
3 -	41.169	237.3	1:03.875	247.1	27.914	159.5	2:12.958	159.50	4.104	09:48:25.065	
4 -	40.459	234.7	1:03.367	249.4	27.678	166.4	2:11.504	161.26	2.650	09:50:36.569	
5 -	40.056	236.8	1:03.565	247.7	27.957	167.4	2:11.578	161.17	2.724	09:52:48.147	
6 -	39.620	240.0	1:03.197	250.0	27.889	162.4	2:10.706	162.25	1.852	09:54:58.853	
7 -	40.518	238.9	1:03.808	247.7	IN PIT		2:23.847	P	147.43	14.993	09:57:22.700
8 -	OUTLAP	240.5	1:04.954	247.1	28.181	163.6	16:29.049	21.44	14:20.195	10:13:51.749	
9 -	39.670	237.8	1:03.655	249.4	28.448	167.1	2:11.773	160.94	2.919	10:16:03.522	
10 -	39.687	238.4	1:03.368	248.2	27.930	166.6	2:10.985	161.90	2.131	10:18:14.507	
11 -	40.043	236.8	1:03.822	244.8	27.667	169.5	2:11.532	161.23	2.678	10:20:26.039	
12 -	39.223	240.0	1:03.379	249.4	27.400	170.8	2:10.002	163.13	1.148	10:22:36.041	
13 -	38.799	244.3	1:03.062	248.2	28.093	161.4	2:09.954	(3)	163.19	1.100	10:24:45.995
14 -	39.457	242.6	1:03.488	249.4	29.328	157.6	2:12.273	160.33	3.419	10:26:58.268	
15 -	40.351	243.2	1:09.901	205.7	IN PIT		2:31.649	P	139.84	22.795	10:29:29.917
16 -	OUTLAP	189.4	1:11.626	243.2	28.867	159.5	20:07.395	17.56	17:58.541	10:49:37.312	
17 -	39.068	240.0	1:03.055	248.2	26.959	162.1	2:09.082	(2)	164.29	0.228	10:51:46.394
18 -	39.122	245.4	1:02.142	251.1	27.590	168.2	2:08.854	(1)	164.58		10:53:55.248
19 -	40.231	241.0	1:03.079	250.5	IN PIT		2:20.054	P	151.42	11.200	10:56:15.302

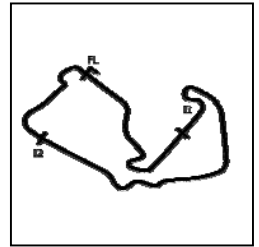
P10		40 S		Jamie THWAITES		488 Challenge - Driver					
IDEAL LAP TIME : 2:08.278		BEST LAP TIME : 2:09.112		DIFFERENCE : 0.834							
LAP	SECTOR 1	SECTOR 2	SECTOR 3	LAP TIME	KPH	DIFF	TIME OF DAY				
1 -	OUTLAP	207.2	1:11.450	236.3	29.608	165.1				09:39:43.618	
2 -	39.681	244.8	1:04.508	246.0	28.601	173.3	2:12.790	159.70	3.678	09:41:56.408	
3 -	39.206	243.2	1:03.213	248.2	27.919	168.4	2:10.338	162.71	1.226	09:44:06.746	
4 -	39.873	241.0	1:03.194	247.7	28.101	170.0	2:11.168	161.68	2.056	09:46:17.914	
5 -	40.093	236.8	1:03.636	248.8	27.724	173.0	2:11.453	161.33	2.341	09:48:29.367	
6 -	39.652	242.6	1:02.682	248.8	IN PIT		2:18.963	P	152.61	9.851	09:50:48.330
7 -	OUTLAP	240.0	1:03.371	248.2	27.650	173.0	5:48.023	60.93	3:38.911	09:56:36.353	
8 -	39.447	242.6	1:03.625	242.1	27.915	171.9	2:10.987	161.90	1.875	09:58:47.340	
9 -	39.563	242.6	1:02.785	251.1	27.187	172.5	2:09.535	163.72	0.423	10:00:56.875	
10 -	44.527	216.4	1:11.607	231.7	IN PIT		2:29.629	P	141.73	20.517	10:03:26.504
11 -	OUTLAP	231.7	1:08.971	243.2	28.500	172.5	28:38.301	12.34	26:29.189	10:32:04.805	
12 -	39.636	243.2	1:02.755	246.5	27.759	173.3	2:10.150	162.94	1.038	10:34:14.955	
13 -	39.289	244.3	1:02.471	249.4	27.400	174.7	2:09.160	(2)	164.19	0.048	10:36:24.115
14 -	40.983	234.2	1:05.513	238.9	IN PIT		2:23.641	P	147.64	14.529	10:38:47.756
15 -	OUTLAP	205.3	1:12.352	207.2	32.211	153.6	5:59.770	58.94	3:50.658	10:44:47.526	
16 -	41.098	241.6	1:04.533	247.7	27.974	176.4	2:13.605	158.73	4.493	10:47:01.131	
17 -	38.620	244.8	1:04.410	248.8	27.580	173.0	2:10.610	162.37	1.498	10:49:11.741	
18 -	38.792	244.8	1:03.101	248.2	27.438	174.1	2:09.331	(3)	163.97	0.219	10:51:21.072
19 -	39.017	244.3	1:02.496	249.4	27.599	174.4	2:09.112	(1)	164.25		10:53:30.184
20 -	46.058	141.1	1:12.136	242.6	IN PIT		2:35.616	P	136.28	26.504	10:56:05.800

Weather / Track : Bright / Dry

Silverstone GP
Circuit Length = 5.891 km
Start: 09:35 Flag 10:55 End: 10:57

2019 Ferrari Challenge Trofeo Pirelli UK

FREE PRACTICE - SECTOR ANALYSIS



SECTOR 1 = FL to I1, SECTOR 2 = I1 to I2, SECTOR 3 = I2 to FL, DIFF = Difference To Personal Best Lap, P = Crossed Finish Line in Pit Lane, D = Time Disallowed

P11		22 S		Gary REDMAN			488 Challenge - Graypaul, Nottingham			
IDEAL LAP TIME : 2:08.760		BEST LAP TIME : 2:09.373			DIFFERENCE : 0.613					
LAP	SECTOR 1	SECTOR 2		SECTOR 3		LAP TIME	KPH	DIFF	TIME OF DAY	
1 -	OUTLAP	210.1	1:14.649	210.5	34.331	144.9			09:38:18.979	
2 -	45.367	233.2	1:11.541	242.6	28.976	162.8	2:25.884	145.37	16.511	09:40:44.863
3 -	40.177	244.8	1:04.631	246.0	28.423	162.6	2:13.231	159.17	3.858	09:42:58.094
4 -	40.396	245.4	1:04.709	247.1	27.899	170.0	2:13.004	159.45	3.631	09:45:11.098
5 -	39.760	246.0	1:07.101	233.2	IN PIT		2:25.275	P 145.98	15.902	09:47:36.373
6 -	OUTLAP	236.3	1:09.706	244.3	30.218	152.7	6:14.638	56.60	4:05.265	09:53:51.011
7 -	40.241	246.0	1:03.882	248.8	28.048	169.0	2:12.171	160.45	2.798	09:56:03.182
8 -	39.632	245.4	1:03.337	248.2	27.692	169.8	2:10.661	162.31	1.288	09:58:13.843
9 -	39.115	247.1	1:03.228	246.5	28.389	166.4	2:10.732	162.22	1.359	10:00:24.575
10 -	42.715	236.3	1:09.876	231.2	IN PIT		2:26.592	P 144.67	17.219	10:02:51.167
11 -	OUTLAP	219.0	1:11.822	208.4	30.038	157.2	10:26.528	33.84	8:17.155	10:13:17.695
12 -	43.501	238.4	1:07.825	227.3	30.964	169.5	2:22.290	149.04	12.917	10:15:39.985
13 -	38.835	247.7	1:03.929	248.2	27.385	168.7	2:10.149	162.94	0.776	10:17:50.134
14 -	39.328	242.1	1:03.187	248.8	27.155	171.9	2:09.670	(3) 163.55	0.297	10:19:59.804
15 -	39.796	248.8	1:08.770	240.5	29.497	162.4	2:18.063	153.60	8.690	10:22:17.867
16 -	39.394	246.5	1:03.707	247.1	IN PIT		2:18.530	P 153.09	9.157	10:24:36.397
17 -	OUTLAP	229.7	1:07.685	246.5	29.717	165.6	4:31.167	78.20	2:21.794	10:29:07.564
18 -	39.336	247.7	1:04.180	248.2	27.843	164.1	2:11.359	161.44	1.986	10:31:18.923
19 -	40.954	185.2	1:07.702	248.2	28.582	160.4	2:17.238	154.53	7.865	10:33:36.161
20 -	41.093	202.6	1:07.727	225.0	IN PIT		2:21.734	P 149.62	12.361	10:35:57.895
21 -	OUTLAP	226.8	1:11.487	241.6	31.629	141.7	12:37.123	28.01	10:27.750	10:48:35.018
22 -	43.420	238.9	1:04.636	248.2	28.023	162.8	2:16.079	155.84	6.706	10:50:51.097
23 -	39.197	246.5	1:02.770	247.7	27.406	165.3	2:09.373	(1) 163.92		10:53:00.470
24 -	40.479	240.5	1:05.900	248.8	27.931	170.3	2:14.310	157.90	4.937	10:55:14.780
25 -	39.230	247.7	1:02.864	248.2	27.475	171.4	2:09.569	(2) 163.67	0.196	10:57:24.349

P12		83 S		Richard GUY			488 Challenge - Charles Hurst			
IDEAL LAP TIME : 2:09.226		BEST LAP TIME : 2:09.736			DIFFERENCE : 0.510					
LAP	SECTOR 1	SECTOR 2		SECTOR 3		LAP TIME	KPH	DIFF	TIME OF DAY	
1 -	OUTLAP	200.7	1:09.440	244.3	28.516	167.1				09:41:16.020
2 -	40.938	235.2	1:04.672	244.3	27.622	173.9	2:13.232	159.17	3.496	09:43:29.252
3 -	39.469	220.4	1:05.172	246.5	IN PIT		2:15.762	P 156.21	6.026	09:45:45.014
4 -	OUTLAP	242.1	1:03.117	249.4	27.482	171.7	4:18.382	82.07	2:08.646	09:50:03.396
5 -	39.215	244.8	1:02.906	247.7	27.689	172.2	2:09.810	(2) 163.37	0.074	09:52:13.206
6 -	39.874	243.2	1:02.784	248.8	27.432	171.7	2:10.090	163.02	0.354	09:54:23.296
7 -	39.470	244.3	1:03.068	249.4	27.332	174.4	2:09.870	(3) 163.29	0.134	09:56:33.166
8 -	39.196	244.3	1:03.374	247.7	27.733	172.8	2:10.303	162.75	0.567	09:58:43.469
9 -	39.527	242.6	1:02.963	248.2	27.246	173.9	2:09.736	(1) 163.46		10:00:53.205
10 -	43.416	192.1	1:11.629	229.2	IN PIT		2:24.604	P 146.65	14.868	10:03:17.809

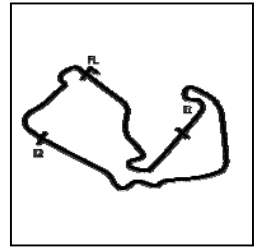
P13		8 S		Mark MCALLISTER			488 Challenge - Lancaster Ferrari, Colchester			
IDEAL LAP TIME : 2:09.779		BEST LAP TIME : 2:10.238			DIFFERENCE : 0.459					
LAP	SECTOR 1	SECTOR 2		SECTOR 3		LAP TIME	KPH	DIFF	TIME OF DAY	
1 -	OUTLAP	218.6	1:08.406	242.6	28.596	166.9				10:05:05.563
2 -	42.434	235.2	1:06.777	242.6	30.407	161.1	2:19.618	151.89	9.380	10:07:25.181
3 -	39.952	243.7	1:09.282	206.1	32.193	156.2	2:21.427	149.95	11.189	10:09:46.608
4 -	45.132	169.8	1:11.082	200.7	IN PIT		2:32.161	P 139.37	21.923	10:12:18.769
5 -	OUTLAP	243.7	1:04.037	246.0	28.022	172.2	4:43.050	74.92	2:32.812	10:17:01.819
6 -	39.244	244.3	1:03.202	246.0	27.887	170.3	2:10.333	(2) 162.71	0.095	10:19:12.152
7 -	39.946	244.3	1:03.097	247.1	27.780	173.0	2:10.823	(3) 162.10	0.585	10:21:22.975
8 -	39.141	244.8	1:03.300	245.4	27.797	171.1	2:10.238	(1) 162.83		10:23:33.213
9 -	38.902	246.0	1:03.436	247.1	31.713	138.4	2:14.051	158.20	3.813	10:25:47.264
10 -	47.966	172.5	1:12.112	193.5	IN PIT		2:34.819	P 136.98	24.581	10:28:22.083

Weather / Track : Bright / Dry

Silverstone GP
Circuit Length = 5.891 km
Start: 09:35 Flag 10:55 End: 10:57

2019 Ferrari Challenge Trofeo Pirelli UK

FREE PRACTICE - SECTOR ANALYSIS



SECTOR 1 = FL to I1, SECTOR 2 = I1 to I2, SECTOR 3 = I2 to FL, DIFF = Difference To Personal Best Lap, P = Crossed Finish Line in Pit Lane, D = Time Disallowed

P14 77 S		Paul SIMMERSON		488 Challenge - Graypaul, Birmingham							
IDEAL LAP TIME : 2:10.079		BEST LAP TIME : 2:10.259		DIFFERENCE : 0.180							
LAP	SECTOR 1	SECTOR 2	SECTOR 3	LAP TIME	KPH	DIFF	TIME OF DAY				
1 -	OUTLAP	132.8	1:19.144	186.5	36.375	163.1	09:48:09.045				
2 -	41.526	236.8	1:07.646	180.6	29.972	151.4	2:19.144	152.41	8.885	09:50:28.189	
3 -	43.437	219.9	7:08.880	197.4	IN PIT		8:21.692	P	42.27	6:11.433	09:58:49.881
4 -	OUTLAP	97.9	1:23.073	190.1	32.747	162.4	19:08.666	18.46	16:58.407	10:17:58.547	
5 -	40.717	238.4	1:07.032	244.3	29.080	165.1	2:16.829	154.99	6.570	10:20:15.376	
6 -	40.314	240.0	1:04.926	245.4	28.237	170.6	2:13.477	158.88	3.218	10:22:28.853	
7 -	40.520	235.8	1:06.071	236.3	IN PIT		2:17.199	P	154.57	6.940	10:24:46.052
8 -	OUTLAP	225.4	1:06.533	246.0	29.376	167.7	4:54.494	72.01	2:44.235	10:29:40.546	
9 -	39.854	241.0	1:04.165	246.5	28.034	169.0	2:12.053	160.59	1.794	10:31:52.599	
10 -	40.025	242.6	1:04.305	246.0	28.555	168.4	2:12.885	159.59	2.626	10:34:05.484	
11 -	40.206	241.0	1:04.550	244.3	28.920	168.2	2:13.676	158.64	3.417	10:36:19.160	
12 -	39.684	242.6	1:03.983	248.2	28.076	170.6	2:11.743	160.97	1.484	10:38:30.903	
13 -	39.293	242.1	1:04.238	245.4	27.950	171.7	2:11.481	161.29	1.222	10:40:42.384	
14 -	39.512	240.0	1:03.967	246.5	27.764	168.7	2:11.243	161.59	0.984	10:42:53.627	
15 -	39.347	242.1	1:03.220	246.0	28.167	168.7	2:10.734	(2)	162.21	0.475	10:45:04.361
16 -	57.662	211.7	1:08.431	161.4	IN PIT		2:34.422	P	137.33	24.163	10:47:38.783
17 -	OUTLAP	240.0	1:06.305	243.7	28.544	170.6	4:17.833	82.25	2:07.574	10:51:56.616	
18 -	39.351	241.6	1:03.757	248.8	28.095	168.7	2:11.203	(3)	161.63	0.944	10:54:07.819
19 -	39.473	242.1	1:03.030	246.5	27.756	171.7	2:10.259	(1)	162.81		10:56:18.078

P15 60 P		Wayne MARRS		488 Challenge - Dick Lovett, Swindon							
IDEAL LAP TIME : 2:09.329		BEST LAP TIME : 2:10.593		DIFFERENCE : 1.264							
LAP	SECTOR 1	SECTOR 2	SECTOR 3	LAP TIME	KPH	DIFF	TIME OF DAY				
1 -	OUTLAP	153.8	1:13.164	225.4	29.960	158.5	10:01:45.027				
2 -	42.488	215.1	1:04.774	241.6	28.252	168.7	2:15.514	(3)	156.49	4.921	10:04:00.541
3 -	39.686	244.3	1:03.361	249.4	27.546	173.3	2:10.593	(1)	162.39		10:06:11.134
4 -	44.746	175.0	1:12.637	180.0	IN PIT		2:17.348	P	139.58	21.343	10:08:43.070
5 -	OUTLAP	241.6	1:03.102	247.1	27.429	169.8	6:22.960	55.37	4:12.367	10:15:06.030	
6 -	38.874	240.5	1:03.026	244.8	31.589	76.8	2:13.489	(2)	158.87	2.896	10:17:19.519
7 -	1:17.340	132.6	1:23.206	140.2	IN PIT		3:17.471	P	107.39	1:06.878	10:20:36.990

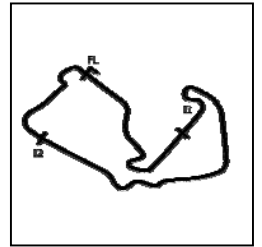
P16 18 S		David GROVER		488 Challenge - H R Owen, London							
IDEAL LAP TIME : 2:10.828		BEST LAP TIME : 2:11.113		DIFFERENCE : 0.285							
LAP	SECTOR 1	SECTOR 2	SECTOR 3	LAP TIME	KPH	DIFF	TIME OF DAY				
1 -	OUTLAP	220.4	1:15.942	231.7	35.076	136.5	09:44:12.393				
2 -	43.971	204.1	1:12.318	238.9	28.885	162.4	2:25.174	146.08	14.061	09:46:37.567	
3 -	40.769	236.8	1:06.117	241.6	28.942	159.0	2:15.828	156.13	4.715	09:48:53.395	
4 -	41.068	236.8	1:06.084	243.2	IN PIT		2:17.348	P	154.40	6.235	09:51:10.743
5 -	OUTLAP	230.2	1:07.177	239.4	28.967	164.8	5:36.123	63.09	3:25.010	09:56:46.866	
6 -	45.306	197.0	1:14.683	167.7	IN PIT		2:31.223	P	140.24	20.110	09:59:18.089
7 -	OUTLAP	225.0	1:06.473	240.5	29.107	163.3	4:14.614	83.29	2:03.501	10:03:32.703	
8 -	40.518	238.4	1:06.233	243.2	28.201	167.4	2:14.952	157.14	3.839	10:05:47.655	
9 -	40.383	237.8	1:04.807	243.7	27.918	168.7	2:13.108	159.32	1.995	10:08:00.763	
10 -	40.125	239.4	1:04.916	244.3	27.746	165.8	2:12.787	159.71	1.674	10:10:13.550	
11 -	42.481	228.8	1:07.477	228.3	IN PIT		2:21.440	P	149.94	10.327	10:12:34.990
12 -	OUTLAP	226.4	1:09.407	240.0	28.774	170.3	27:58.314	12.63	25:47.201	10:40:33.304	
13 -	40.035	238.4	1:04.666	243.2	28.553	166.1	2:13.254	159.15	2.141	10:42:46.558	
14 -	39.591	240.5	1:03.700	243.2	27.822	166.6	2:11.113	(1)	161.75		10:44:57.671
15 -	39.993	240.5	1:03.780	244.3	27.735	171.4	2:11.508	(3)	161.26	0.395	10:47:09.179
16 -	39.835	240.0	1:03.847	245.4	27.699	169.0	2:11.381	(2)	161.42	0.268	10:49:20.560
17 -	39.429	241.0	1:13.659	163.3	IN PIT		2:25.761	P	145.49	14.648	10:51:46.321

Weather / Track : Bright / Dry

Silverstone GP
Circuit Length = 5.891 km
Start: 09:35 Flag 10:55 End: 10:57

2019 Ferrari Challenge Trofeo Pirelli UK

FREE PRACTICE - SECTOR ANALYSIS



SECTOR 1 = FL to I1, SECTOR 2 = I1 to I2, SECTOR 3 = I2 to FL, DIFF = Difference To Personal Best Lap, P = Crossed Finish Line in Pit Lane, D = Time Disallowed

P17		14 S		Imran KARA		488 Challenge - Graypaul, Birmingham					
IDEAL LAP TIME : 2:12.417		BEST LAP TIME : 2:13.163		DIFFERENCE : 0.746							
LAP	SECTOR 1	SECTOR 2	SECTOR 3	LAP TIME	KPH	DIFF	TIME OF DAY				
1 -	OUTLAP	170.0	1:19.034	169.2	33.059	150.6		09:44:55.194			
2 -	45.874	203.0	1:09.244	244.3	30.178	161.4	2:25.296	145.96	12.133	09:47:20.490	
3 -	42.044	217.7	7:40.354	179.7	IN PIT		9:06.169	P	38.82	6:53.006	09:56:26.659
4 -	OUTLAP	204.9	1:12.119	230.2	29.212	154.5	14:35.916	24.21	12:22.753	10:11:02.575	
5 -	41.275	227.8	1:04.884	232.7	29.506	164.8	2:15.665	156.32	2.502	10:13:18.240	
6 -	41.113	232.2	1:03.864	245.4	28.186	151.0	2:13.163 (1)	159.26		10:15:31.403	
7 -	41.038	232.2	1:04.820	246.0	28.218	161.4	2:14.076	158.17	0.913	10:17:45.479	
8 -	40.450	238.9	1:04.232	242.1	28.788	157.8	2:13.470	(3)	158.89	0.307	10:19:58.949
9 -	42.282	241.6	1:04.131	246.0	28.399	165.1	2:14.812	157.31	1.649	10:22:13.761	
10 -	40.912	236.8	1:04.182	247.7	28.103	157.4	2:13.197	(2)	159.21	0.034	10:24:26.958
11 -	41.295	237.3	1:05.272	248.2	28.292	161.4	2:14.859	157.25	1.696	10:26:41.817	
12 -	43.006	220.8	1:14.142	199.6	IN PIT		2:40.342	P	132.26	27.179	10:29:22.159
13 -	OUTLAP	217.7	1:05.914	246.5	29.020	157.6	15:53.356	22.24	13:40.193	10:45:15.515	
14 -	44.850	233.7	1:04.517	241.6	28.522	159.7	2:17.889	153.80	4.726	10:47:33.404	
15 -	40.702	235.8	1:04.167	247.1	28.742	157.6	2:13.611	158.72	0.448	10:49:47.015	
16 -	43.867	238.4	1:04.453	247.1	28.473	146.5	2:16.793	155.03	3.630	10:52:03.808	
17 -	44.180	237.3	1:04.824	246.5	28.601	160.2	2:17.605	154.11	4.442	10:54:21.413	
18 -	40.793	237.8	1:11.311	138.2	IN PIT		2:36.479	P	135.53	23.316	10:56:57.892

P18		9 S		Paul STEVENS		488 Challenge - Dick Lovett, Swindon					
IDEAL LAP TIME : 2:14.898		BEST LAP TIME : 2:14.898		DIFFERENCE : 0.000							
LAP	SECTOR 1	SECTOR 2	SECTOR 3	LAP TIME	KPH	DIFF	TIME OF DAY				
1 -	OUTLAP	169.0	1:30.146	146.1	39.898	134.1				09:39:14.038	
2 -	51.516	165.6	1:19.941	191.8	IN PIT		2:57.555	P	119.44	42.657	09:42:11.593
3 -	OUTLAP	202.6	1:10.969	238.4	31.159	156.0	4:17.869	82.24	2:02.971	09:46:29.462	
4 -	44.131	216.4	1:08.798	239.4	30.668	153.4	2:23.597	147.68	8.699	09:48:53.059	
5 -	44.650	224.5	1:08.040	240.5	29.834	159.7	2:22.524	148.80	7.626	09:51:15.583	
6 -	42.975	235.8	1:09.118	203.0	IN PIT		2:33.838	P	137.85	18.940	09:53:49.421
7 -	OUTLAP	210.9	1:11.376	233.7	30.884	160.9	30:04.359	11.75	27:49.461	10:23:53.780	
8 -	43.184	228.8	1:08.577	239.4	30.225	145.9	2:21.986	149.36	7.088	10:26:15.766	
9 -	42.381	232.2	1:07.999	201.4	29.981	156.9	2:20.361	151.09	5.463	10:28:36.127	
10 -	41.601	233.2	1:06.604	241.6	29.473	162.1	2:17.678	(3)	154.03	2.780	10:30:53.805
11 -	41.892	233.7	1:08.695	205.7	IN PIT		2:28.965	P	142.36	14.067	10:33:22.770
12 -	OUTLAP	201.4	1:07.569	240.0	29.164	160.2	5:35.775	63.16	3:20.877	10:38:58.545	
13 -	41.870	233.2	1:07.997	241.0	29.677	158.1	2:19.544	151.97	4.646	10:41:18.089	
14 -	42.433	233.2	1:07.509	242.1	29.970	160.2	2:19.912	151.57	5.014	10:43:38.001	
15 -	41.439	234.2	1:06.315	243.7	29.555	167.1	2:17.309	(2)	154.45	2.411	10:45:55.310
16 -	40.139	237.3	1:06.096	241.0	28.663	166.4	2:14.898 (1)	157.21		10:48:10.208	
17 -	40.933	235.8	1:09.032	185.2	IN PIT		2:32.543	P	139.02	17.645	10:50:42.751

2019 Ferrari Challenge Trofeo Pirelli UK

FREE PRACTICE - BEST SECTORS

SECTOR 1			SECTOR 2			SECTOR 3			IDEAL / BEST COMPARISON						
POS	NO	NAME	TIME	NO	NAME	TIME	NO	NAME	TIME	POS	NO	NAME	IDEAL	BEST	DIFF
													PERFECT LAP	2:05.171	
1	79	CLARKE	37.624	6	HOGARTH	1:01.083	79	CLARKE	26.464	1	79	CLARKE	2:05.207	2:05.528	0.321
2	43	KIRKWOOD-JONES	38.163	79	CLARKE	1:01.119	69	FLANNAGAN	26.905	2	6	HOGARTH	2:06.289	2:06.421	0.132
3	6	HOGARTH	38.175	74	BRUCE	1:01.739	1	MOSS	26.959	3	69	FLANNAGAN	2:07.186	2:07.278	0.092
4	74	BRUCE	38.383	10	SIMMONS	1:01.822	6	HOGARTH	27.031	4	43	KIRKWOOD-JONES	2:07.188	2:07.309	0.121
5	69	FLANNAGAN	38.454	69	FLANNAGAN	1:01.827	43	KIRKWOOD-JONES	27.066	5	74	BRUCE	2:07.226	2:07.618	0.392
6	40	THWAITES	38.620	43	KIRKWOOD-JONES	1:01.959	74	BRUCE	27.104	6	1	MOSS	2:07.900	2:08.854	0.954
7	13	WILLSON	38.708	1	MOSS	1:02.142	13	WILLSON	27.111	7	10	SIMMONS	2:07.998	2:08.325	0.327
8	27	SMITH	38.717	40	THWAITES	1:02.471	22	REDMAN	27.155	8	40	THWAITES	2:08.278	2:09.112	0.834
9	1	MOSS	38.799	13	WILLSON	1:02.686	40	THWAITES	27.187	9	13	WILLSON	2:08.505	2:08.505	0.000
10	22	REDMAN	38.835	27	SMITH	1:02.735	83	GUY	27.246	10	27	SMITH	2:08.751	2:08.832	0.081
11	60	MARRS	38.874	22	REDMAN	1:02.770	10	SIMMONS	27.291	11	22	REDMAN	2:08.760	2:09.373	0.613
12	10	SIMMONS	38.885	83	GUY	1:02.784	27	SMITH	27.299	12	83	GUY	2:09.226	2:09.736	0.510
13	8	MCALLISTER	38.902	60	MARRS	1:03.026	60	MARRS	27.429	13	60	MARRS	2:09.329	2:10.593	1.264
14	83	GUY	39.196	77	SIMMERSON	1:03.030	18	GROVER	27.699	14	8	MCALLISTER	2:09.779	2:10.238	0.459
15	77	SIMMERSON	39.293	8	MCALLISTER	1:03.097	77	SIMMERSON	27.756	15	77	SIMMERSON	2:10.079	2:10.259	0.180
16	18	GROVER	39.429	18	GROVER	1:03.700	8	MCALLISTER	27.780	16	18	GROVER	2:10.828	2:11.113	0.285
17	9	STEVENS	40.139	14	KARA	1:03.864	14	KARA	28.103	17	14	KARA	2:12.417	2:13.163	0.746
18	14	KARA	40.450	9	STEVENS	1:06.096	9	STEVENS	28.663	18	9	STEVENS	2:14.898	2:14.898	0.000

Weather / Track : Bright / Dry

Silverstone GP

Circuit Length = 5.891 km

Start: 09:35 Flag 10:55 End: 10:57

Results can be found at www.tsl-timing.com

Printed - 11:01 Saturday, 21 September 2019

2019 Ferrari Challenge Trofeo Pirelli UK

FREE PRACTICE - STATISTICS

Competitors Started 18
Planned Start 2019-09-21 @ 09:35:00.000
Actual Start 2019-09-21 @ 09:35:28.408
Finish Time 2019-09-21 @ 10:55:35.839
Track Length 5.891km
Total Laps 310
Total Distance Covered 1826.210km

Session Fastest Lap History

NO	CL	NAME	LAP TIME	TIME OF DAY	LAP	VEHICLE
22	S	Gary REDMAN	2:25.884	09:40:44.864	2	488 Challenge
43	P	Josh KIRKWOOD-JONES	2:20.511	09:41:07.958	2	488 Challenge
27	P	Martin SMITH	2:11.576	09:41:45.439	2	488 Challenge
40	S	Jamie THWAITES	2:10.338	09:44:06.746	3	488 Challenge
74	P	Andrew BRUCE	2:08.916	09:44:59.070	3	488 Challenge
79	P	Jamie CLARKE	2:06.975	09:50:49.145	5	488 Challenge
79	P	Jamie CLARKE	2:06.643	10:01:14.732	8	488 Challenge
79	P	Jamie CLARKE	2:06.181	10:05:28.277	10	488 Challenge
79	P	Jamie CLARKE	2:06.137	10:21:48.163	15	488 Challenge
79	P	Jamie CLARKE	2:05.990	10:41:40.580	18	488 Challenge
79	P	Jamie CLARKE	2:05.528	10:43:46.109	19	488 Challenge

Flag History

TYPE	TIME OF DAY
GREEN	09:35:28.408
FINISH	10:55:35.839

Flag Statistics

TYPE	COUNT	TOTAL LAPS	TOTAL TIME
Green	1	25	1:22:18.409
Red	0	0	0.000
Safety Car	0	0	0.000
FCY	0	0	0.000

2019 Ferrari Challenge Trofeo Pirelli UK

FREE PRACTICE - STATISTICS

CLASS : P

7 Starters

Fastest Lap History

NO	NAME	LAP TIME	TIME OF DAY	LAP	VEHICLE
43	Josh KIRKWOOD-JONES	2:20.511	09:41:07.958	2	488 Challenge
27	Martin SMITH	2:11.576	09:41:45.439	2	488 Challenge
74	Andrew BRUCE	2:08.916	09:44:59.070	3	488 Challenge
79	Jamie CLARKE	2:06.975	09:50:49.145	5	488 Challenge
79	Jamie CLARKE	2:06.643	10:01:14.732	8	488 Challenge
79	Jamie CLARKE	2:06.181	10:05:28.277	10	488 Challenge
79	Jamie CLARKE	2:06.137	10:21:48.163	15	488 Challenge
79	Jamie CLARKE	2:05.990	10:41:40.580	18	488 Challenge
79	Jamie CLARKE	2:05.528	10:43:46.109	19	488 Challenge

Weather / Track : Bright / Dry

Silverstone GP

Circuit Length = 5.891 km

Start: 09:35 Flag 10:55 End: 10:57

2019 Ferrari Challenge Trofeo Pirelli UK

FREE PRACTICE - STATISTICS

CLASS : S

11 Starters

Fastest Lap History

NO	NAME	LAP TIME	TIME OF DAY	LAP	VEHICLE
22	Gary REDMAN	2:25.884	09:40:44.864	2	488 Challenge
40	Jamie THWAITES	2:12.790	09:41:56.408	2	488 Challenge
40	Jamie THWAITES	2:10.338	09:44:06.746	3	488 Challenge
69	Toby FLANNAGAN	2:10.146	09:48:32.088	5	488 Challenge
83	Richard GUY	2:09.810	09:52:13.207	5	488 Challenge
83	Richard GUY	2:09.736	10:00:53.205	9	488 Challenge
40	Jamie THWAITES	2:09.535	10:00:56.876	9	488 Challenge
69	Toby FLANNAGAN	2:08.591	10:24:11.999	10	488 Challenge
69	Toby FLANNAGAN	2:07.278	10:38:49.527	15	488 Challenge

Weather / Track : Bright / Dry

Results can be found at www.tsl-timing.com

Page 3 of 3

Silverstone GP

Circuit Length = 5.891 km

Start: 09:35 Flag 10:55 End: 10:57

Printed - 11:01 Saturday, 21 September 2019

2019 Ferrari Challenge Trofeo Pirelli UK

QUALIFYING 1 - CLASSIFICATION

POS	NO	CL	PIC NAME	DEALERSHIP	ENTRY	TIME	ON	LAPS	GAP	DIFF	KPH
1	79	P	1 Jamie CLARKE	Stratstone, Manchester	488 Challenge	2:05.793	3	9			168.59
2	74	P	2 Andrew BRUCE	Meridien Modena	488 Challenge	2:07.207	4	5	1.414	1.414	166.71
3	6*	P	3 Paul HOGARTH	Stratstone, Manchester	488 Challenge	2:07.504	8	9	1.711	0.297	166.32
4	83	S	1 Richard GUY	Charles Hurst	488 Challenge	2:08.314	7	9	2.521	0.810	165.27
5	69	S	2 Toby FLANNAGAN	Maranello Sales	488 Challenge	2:08.393	6	11	2.600	0.079	165.17
6	60	P	4 Wayne MARRS	Dick Lovett, Swindon	488 Challenge	2:08.460	4	9	2.667	0.067	165.09
7	27	P	5 Martin SMITH	Graypaul, Birmingham	488 Challenge	2:08.504	3	4	2.711	0.044	165.03
8	22	S	3 Gary REDMAN	Graypaul, Nottingham	488 Challenge	2:08.615	3	9	2.822	0.111	164.89
9	13	S	4 Stuart WILLSON	Graypaul, Nottingham	488 Challenge	2:08.640	5	8	2.847	0.025	164.86
10	10	P	6 Henry SIMMONS	Maranello Sales	488 Challenge	2:08.746	8	9	2.953	0.106	164.72
11	8	S	5 Mark MCALLISTER	Lancaster Ferrari, Colchester	488 Challenge	2:09.009	3	9	3.216	0.263	164.38
12	40	S	6 Jamie THWAITES	Driver	488 Challenge	2:09.230	3	6	3.437	0.221	164.10
13	18	S	7 David GROVER	H R Owen, London	488 Challenge	2:09.473	4	9	3.680	0.243	163.79
14	1	S	8 Alex MOSS	Graypaul, Birmingham	488 Challenge	2:09.751	3	9	3.958	0.278	163.44
15	77	S	9 Paul SIMMERSON	Graypaul, Birmingham	488 Challenge	2:10.093	5	8	4.300	0.342	163.01
16	14	S	10 Imran KARA	Graypaul, Birmingham	488 Challenge	2:11.835	4	9	6.042	1.742	160.86
17	9	S	11 Paul STEVENS	Dick Lovett, Swindon	488 Challenge	2:15.761	7	8	9.968	3.926	156.21

QUALIFYING LAPTIME (120.0% of 2:05.793) = 2:30.951

18	43	P	7 Josh KIRKWOOD-JONES	H R Owen, London	488 Challenge			2			
----	----	---	-----------------------	------------------	---------------	--	--	---	--	--	--

No. 6 - 1 Lap time disallowed; exceeding track limits.

Weather / Track : Sunny / Dry

These results are provisional until the conclusion of any judicial and technical matters.

Silverstone GP

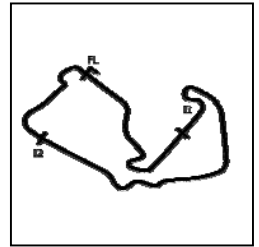
Circuit Length = 5.891 km

Start: 12:25 Flag 12:55 End: 12:57

Clerk Of Course :	Steward :	Timekeeper :

2019 Ferrari Challenge Trofeo Pirelli UK

QUALIFYING 1 - SECTOR ANALYSIS



SECTOR 1 = FL to I1, SECTOR 2 = I1 to I2, SECTOR 3 = I2 to FL, DIFF = Difference To Personal Best Lap, P = Crossed Finish Line in Pit Lane, D = Time Disallowed

P1		79 P		Jamie CLARKE		488 Challenge				
IDEAL LAP TIME : 2:05.730		BEST LAP TIME : 2:05.793		DIFFERENCE : 0.063						
LAP	SECTOR 1	SECTOR 2	SECTOR 3	LAP TIME	KPH	DIFF	TIME OF DAY			
1 -	OUTLAP	138.6	1:12.239	244.3	29.019	172.2				12:29:09.501
2 -	37.944	250.0	1:02.144	250.0	26.868	175.3	2:06.956 (2)	167.04	1.163	12:31:16.457
3 -	37.635	249.4	1:01.251	252.9	26.907	170.0	2:05.793 (1)	168.59		12:33:22.250
4 -	42.450	179.7	1:10.549	146.5	30.770	168.2	2:23.769	147.51	17.976	12:35:46.019
5 -	39.485	229.7	1:08.763	189.1	IN PIT		2:21.654 P	149.71	15.861	12:38:07.673
6 -	OUTLAP	241.6	1:02.991	233.7	28.186	172.8	7:08.300	49.51	5:02.507	12:45:15.973
7 -	37.724	247.1	1:11.458	109.5	40.308	171.9	2:29.490	141.86	23.697	12:47:45.463
8 -	37.611	250.0	1:01.361	252.9	29.896	135.1	2:08.868 (3)	164.56	3.075	12:49:54.331
9 -	51.343	170.8	1:11.348	240.5	IN PIT		2:40.642 P	132.01	34.849	12:52:34.973

P2		74 P		Andrew BRUCE		488 Challenge				
IDEAL LAP TIME : 2:07.032		BEST LAP TIME : 2:07.207		DIFFERENCE : 0.175						
LAP	SECTOR 1	SECTOR 2	SECTOR 3	LAP TIME	KPH	DIFF	TIME OF DAY			
1 -	OUTLAP	237.3	1:05.105	246.5	27.663	170.6				12:30:28.335
2 -	38.492	246.5	1:02.794	249.4	27.246	171.4	2:08.532 (2)	164.99	1.325	12:32:36.867
3 -	38.439	248.8	1:03.524	250.5	26.993	170.8	2:08.956 (3)	164.45	1.749	12:34:45.823
4 -	38.589	247.7	1:01.600	252.3	27.018	172.8	2:07.207 (1)	166.71		12:36:53.030
5 -	41.928	189.1	1:12.298	183.6	IN PIT		2:27.734 P	143.55	20.527	12:39:20.764

P3		6 P		Paul HOGARTH		488 Challenge				
IDEAL LAP TIME : 2:07.146		BEST LAP TIME : 2:07.504		DIFFERENCE : 0.358						
LAP	SECTOR 1	SECTOR 2	SECTOR 3	LAP TIME	KPH	DIFF	TIME OF DAY			
1 -	OUTLAP	135.1	1:14.382	184.9	30.748	162.4				12:39:21.988
2 -	46.029	167.1	1:08.265	194.9	30.591	173.6	2:24.885	146.37	17.381	12:41:46.873
3 -	38.323	247.7	1:04.622	244.3	28.104	164.1	2:41.049 D	161.82	3.545	12:43:57.922
4 -	38.531	247.7	1:02.143	249.4	26.945	174.4	2:07.619 (2)	166.17	0.115	12:46:05.541
5 -	42.061	180.6	1:09.345	232.2	28.161	166.1	2:19.567	151.95	12.063	12:48:25.108
6 -	39.027	246.5	1:02.072	251.1	27.100	169.8	2:08.199 (3)	165.42	0.695	12:50:33.307
7 -	40.877	213.8	1:07.436	238.9	28.102	171.9	2:16.415	155.46	8.911	12:52:49.722
8 -	38.472	246.5	1:01.878	250.5	27.154	171.7	2:07.504 (1)	166.32		12:54:57.226
9 -	41.496	219.5	1:10.464	198.8	IN PIT		2:21.334 P	150.05	13.830	12:57:18.560

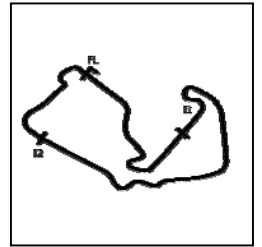
P4		83 S		Richard GUY		488 Challenge				
IDEAL LAP TIME : 2:07.884		BEST LAP TIME : 2:08.314		DIFFERENCE : 0.430						
LAP	SECTOR 1	SECTOR 2	SECTOR 3	LAP TIME	KPH	DIFF	TIME OF DAY			
1 -	OUTLAP	201.1	1:07.643	247.1	27.423	174.4				12:31:29.230
2 -	39.094	246.0	1:02.780	247.7	27.176	171.4	2:09.050 (2)	164.33	0.736	12:33:38.280
3 -	38.919	244.8	1:02.839	248.2	27.448	173.3	2:09.206	164.13	0.892	12:35:47.486
4 -	38.792	246.5	1:02.544	249.4	27.920	164.3	2:09.256	164.07	0.942	12:37:56.742
5 -	41.073	210.9	1:04.859	239.4	IN PIT		2:15.851 P	156.10	7.537	12:40:12.593
6 -	OUTLAP	241.6	1:10.324	164.1	29.075	171.1	4:48.885	73.41	2:40.571	12:45:01.478
7 -	38.534	248.8	1:02.683	248.2	27.097	171.4	2:08.314 (1)	165.27		12:47:09.792
8 -	39.209	248.2	1:02.253	248.8	27.682	171.7	2:09.144 (3)	164.21	0.830	12:49:18.936
9 -	43.381	188.4	1:13.117	200.7	IN PIT		2:29.350 P	141.99	21.036	12:51:48.286

Weather / Track : Sunny / Dry

Silverstone GP
Circuit Length = 5.891 km
Start: 12:25 Flag 12:55 End: 12:57

2019 Ferrari Challenge Trofeo Pirelli UK

QUALIFYING 1 - SECTOR ANALYSIS



SECTOR 1 = FL to I1, SECTOR 2 = I1 to I2, SECTOR 3 = I2 to FL, DIFF = Difference To Personal Best Lap, P = Crossed Finish Line in Pit Lane, D = Time Disallowed

P5		69 S		Toby FLANNAGAN			488 Challenge			
IDEAL LAP TIME : 2:07.684		BEST LAP TIME : 2:08.393			DIFFERENCE : 0.709					
LAP	SECTOR 1	SECTOR 2		SECTOR 3		LAP TIME	KPH	DIFF	TIME OF DAY	
1 -	OUTLAP	127.0	1:15.691	234.7	31.993	153.6			12:33:35.819	
2 -	43.831	236.8	1:08.135	245.4	IN PIT		2:22.918 P	148.38	14.525	12:35:58.737
3 -	OUTLAP	141.5	1:14.595	191.8	30.687	163.1	3:24.702	103.60	1:16.309	12:39:23.439
4 -	41.755	235.2	1:02.527	248.8	27.295	170.8	2:11.577	161.18	3.184	12:41:35.016
5 -	38.796	242.1	1:02.914	246.5	27.862	169.2	2:09.572	163.67	1.179	12:43:44.588
6 -	39.164	243.7	1:02.301	248.8	26.928	170.6	2:08.393 (1)	165.17		12:45:52.981
7 -	38.476	245.4	1:03.145	246.5	27.253	170.0	2:08.874	164.56	0.481	12:48:01.855
8 -	38.970	243.7	1:02.371	247.1	27.320	171.1	2:08.661 (3)	164.83	0.268	12:50:10.516
9 -	38.455	243.7	1:02.879	246.5	27.325	164.6	2:08.659 (2)	164.83	0.266	12:52:19.175
10 -	39.026	244.3	1:02.685	247.7	27.325	169.8	2:09.036	164.35	0.643	12:54:28.211
11 -	43.578	160.7	1:14.964	185.5	IN PIT		2:31.511 P	139.97	23.118	12:56:59.722

P6		60 P		Wayne MARRS			488 Challenge			
IDEAL LAP TIME : 2:08.247		BEST LAP TIME : 2:08.460			DIFFERENCE : 0.213					
LAP	SECTOR 1	SECTOR 2		SECTOR 3		LAP TIME	KPH	DIFF	TIME OF DAY	
1 -	OUTLAP	200.0	1:12.139	242.1	27.869	170.8				12:32:57.060
2 -	40.193	243.2	1:02.552	249.4	27.645	169.8	2:10.390	162.64	1.930	12:35:07.450
3 -	38.716	244.3	1:02.757	249.4	27.230	171.4	2:08.703 (2)	164.77	0.243	12:37:16.153
4 -	38.521	242.6	1:02.496	248.2	27.443	163.8	2:08.460 (1)	165.09		12:39:24.613
5 -	47.730	172.2	1:11.308	244.8	IN PIT		2:27.941 P	143.35	19.481	12:41:52.554
6 -	OUTLAP	241.0	1:03.100	247.7	27.348	155.1	6:54.185	51.20	4:45.725	12:48:46.739
7 -	39.364	242.6	1:03.232	246.5	27.383	159.5	2:09.979	163.16	1.519	12:50:56.718
8 -	44.429	175.8	1:15.464	185.2	29.936	166.4	2:29.829	141.54	21.369	12:53:26.547
9 -	38.728	243.2	1:02.963	246.5	27.330	164.1	2:09.021 (3)	164.37	0.561	12:55:35.568

P7		27 P		Martin SMITH			488 Challenge			
IDEAL LAP TIME : 2:08.264		BEST LAP TIME : 2:08.504			DIFFERENCE : 0.240					
LAP	SECTOR 1	SECTOR 2		SECTOR 3		LAP TIME	KPH	DIFF	TIME OF DAY	
1 -	OUTLAP	233.2	1:04.261	246.5	27.477	170.8				12:39:52.304
2 -	38.742	245.4	1:02.458	245.4	27.323	172.2	2:08.523 (2)	165.01	0.019	12:42:00.827
3 -	38.483	245.4	1:02.628	247.7	27.393	167.1	2:08.504 (1)	165.03		12:44:09.331
4 -	38.590	244.8	1:02.533	248.8	IN PIT		2:14.284 P	157.93	5.780	12:46:23.615

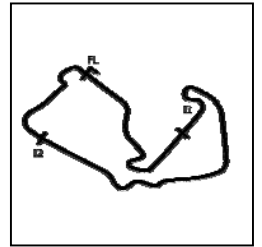
P8		22 S		Gary REDMAN			488 Challenge			
IDEAL LAP TIME : 2:08.615		BEST LAP TIME : 2:08.615			DIFFERENCE : 0.000					
LAP	SECTOR 1	SECTOR 2		SECTOR 3		LAP TIME	KPH	DIFF	TIME OF DAY	
1 -	OUTLAP	184.9	1:10.659	243.2	31.103	154.0				12:35:55.248
2 -	41.763	240.5	1:08.168	191.4	32.224	161.4	2:22.155	149.18	13.540	12:38:17.403
3 -	38.971	248.2	1:02.472	250.0	27.172	170.0	2:08.615 (1)	164.89		12:40:26.018
4 -	38.972	248.2	1:02.715	250.5	27.312	170.0	2:08.999 (2)	164.40	0.384	12:42:35.017
5 -	45.273	233.2	1:06.090	240.5	28.161	172.5	2:19.524	151.99	10.909	12:44:54.541
6 -	56.956	232.7	1:04.434	249.4	32.949	157.6	2:34.339	137.40	25.724	12:47:28.880
7 -	39.153	248.2	1:07.707	228.3	29.486	160.9	2:16.346	155.54	7.731	12:49:45.226
8 -	39.120	247.1	1:07.181	232.7	29.024	160.4	2:15.325 (3)	156.71	6.710	12:52:00.551
9 -	39.141	245.4	1:13.343	221.3	IN PIT		2:26.425 P	144.83	17.810	12:54:26.976

Weather / Track : Sunny / Dry

Silverstone GP
Circuit Length = 5.891 km
Start: 12:25 Flag 12:55 End: 12:57

2019 Ferrari Challenge Trofeo Pirelli UK

QUALIFYING 1 - SECTOR ANALYSIS



SECTOR 1 = FL to I1, SECTOR 2 = I1 to I2, SECTOR 3 = I2 to FL, DIFF = Difference To Personal Best Lap, P = Crossed Finish Line in Pit Lane, D = Time Disallowed

P9		13 S		Stuart WILLSON			488 Challenge			
IDEAL LAP TIME : 2:08.356		BEST LAP TIME : 2:08.640			DIFFERENCE : 0.284					
LAP	SECTOR 1	SECTOR 2		SECTOR 3		LAP TIME	KPH	DIFF	TIME OF DAY	
1 -	OUTLAP	193.2	1:11.303	230.2	29.678	158.3			12:33:21.957	
2 -	43.976	177.3	1:11.724	101.5	34.040	160.7	2:29.740	141.62	21.100	12:35:51.697
3 -	38.980	244.3	1:03.047	250.0	27.397	168.4	2:09.424 (2)	163.86	0.784	12:38:01.121
4 -	39.064	244.8	1:06.182	248.8	28.660	167.4	2:13.906 (3)	158.37	5.266	12:40:15.027
5 -	38.637	246.0	1:02.322	250.0	27.681	165.1	2:08.640 (1)	164.86		12:42:23.667
6 -	43.478	213.0	1:05.489	249.4	28.764	166.1	2:17.731	153.97	9.091	12:44:41.398
7 -	39.614	246.0	1:07.188	250.0	27.678	167.7	2:14.480	157.70	5.840	12:46:55.878
8 -	38.894	244.8	1:02.763	247.7	IN PIT		2:15.725 P	156.25	7.085	12:49:11.603

P10		10 P		Henry SIMMONS			488 Challenge			
IDEAL LAP TIME : 2:08.677		BEST LAP TIME : 2:08.746			DIFFERENCE : 0.069					
LAP	SECTOR 1	SECTOR 2		SECTOR 3		LAP TIME	KPH	DIFF	TIME OF DAY	
1 -	OUTLAP	231.7	1:05.842	248.8	28.232	168.4			12:38:46.600	
2 -	39.141	243.7	1:02.948	250.5	27.500	171.1	2:09.589	163.65	0.843	12:40:56.189
3 -	39.313	246.5	1:04.192	208.8	29.028	171.4	2:12.533	160.01	3.787	12:43:08.722
4 -	39.276	246.5	1:02.778	249.4	27.273	168.7	2:09.327 (2)	163.98	0.581	12:45:18.049
5 -	39.095	246.5	1:02.918	250.0	27.359	166.6	2:09.372 (3)	163.92	0.626	12:47:27.421
6 -	39.157	244.3	1:02.756	251.1	27.510	169.5	2:09.423	163.86	0.677	12:49:36.844
7 -	39.339	244.3	1:21.510	185.2	29.378	167.1	2:30.227	141.17	21.481	12:52:07.071
8 -	38.844	248.8	1:02.560	251.7	27.342	164.1	2:08.746 (1)	164.72		12:54:15.817
9 -	46.744	175.0	1:15.743	181.5	IN PIT		2:36.810 P	135.24	28.064	12:56:52.627

P11		8 S		Mark MCALLISTER			488 Challenge			
IDEAL LAP TIME : 2:08.646		BEST LAP TIME : 2:09.009			DIFFERENCE : 0.363					
LAP	SECTOR 1	SECTOR 2		SECTOR 3		LAP TIME	KPH	DIFF	TIME OF DAY	
1 -	OUTLAP	183.0	1:09.549	204.9	29.683	159.7			12:32:22.028	
2 -	40.001	246.0	1:03.200	248.2	27.555	162.4	2:10.756 (3)	162.19	1.747	12:34:32.784
3 -	38.992	245.4	1:02.740	250.5	27.277	174.1	2:09.009 (1)	164.38		12:36:41.793
4 -	38.629	244.8	1:03.287	247.7	IN PIT		2:14.581 P	157.58	5.572	12:38:56.374
5 -	OUTLAP	244.8	1:03.191	248.2	27.898	165.3	4:38.971	76.02	2:29.962	12:43:35.345
6 -	39.388	244.8	1:02.911	248.8	27.614	169.0	2:09.913 (2)	163.24	0.904	12:45:45.258
7 -	39.571	242.6	1:15.982	166.4	IN PIT		2:32.065 P	139.46	23.056	12:48:17.323
8 -	OUTLAP	241.6	1:06.624	248.2	27.842	166.1	3:44.082	94.64	1:35.073	12:52:01.405
9 -	39.287	245.4	1:02.969	248.8	IN PIT		2:19.472 P	152.05	10.463	12:54:20.877

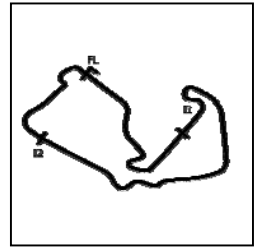
P12		40 S		Jamie THWAITES			488 Challenge			
IDEAL LAP TIME : 2:09.025		BEST LAP TIME : 2:09.230			DIFFERENCE : 0.205					
LAP	SECTOR 1	SECTOR 2		SECTOR 3		LAP TIME	KPH	DIFF	TIME OF DAY	
1 -	OUTLAP	206.8	1:14.216	242.1	29.875	159.0			12:34:55.123	
2 -	48.065	201.1	1:09.076	240.5	27.949	173.9	2:25.090	146.16	15.860	12:37:20.213
3 -	39.164	247.7	1:02.895	252.3	27.171	174.4	2:09.230 (1)	164.10		12:39:29.443
4 -	39.375	243.2	1:03.165	249.4	27.638	174.1	2:10.178 (2)	162.91	0.948	12:41:39.621
5 -	39.138	241.0	1:12.785	247.1	27.653	171.7	2:19.576 (3)	151.94	10.346	12:43:59.197
6 -	38.959	250.5	1:02.927	251.1	IN PIT		2:20.517 P	150.92	11.287	12:46:19.714

Weather / Track : Sunny / Dry

Silverstone GP
Circuit Length = 5.891 km
Start: 12:25 Flag 12:55 End: 12:57

2019 Ferrari Challenge Trofeo Pirelli UK

QUALIFYING 1 - SECTOR ANALYSIS



SECTOR 1 = FL to I1, SECTOR 2 = I1 to I2, SECTOR 3 = I2 to FL, DIFF = Difference To Personal Best Lap, P = Crossed Finish Line in Pit Lane, D = Time Disallowed

P13		18 S		David GROVER		488 Challenge	
IDEAL LAP TIME : 2:09.473		BEST LAP TIME : 2:09.473		DIFFERENCE : 0.000			
LAP	SECTOR 1	SECTOR 2	SECTOR 3	LAP TIME	KPH	DIFF	TIME OF DAY
1 -	OUTLAP	218.1	1:11.829	238.4	29.864	161.9	12:33:14.729
2 -	42.062	219.9	1:11.358	221.3	28.069	168.2	2:21.489 12:35:36.218
3 -	39.037	239.4	1:03.310	247.1	27.405	170.8	2:09.752 (2) 12:37:45.970
4 -	38.999	243.2	1:03.158	244.8	27.316	169.0	2:09.473 (1) 12:39:55.443
5 -	39.147	243.2	1:05.580	243.7	IN PIT		2:12.317 P 12:42:07.760
6 -	OUTLAP	237.3	1:12.268	194.5	30.171	166.6	4:58.750 12:47:06.510
7 -	39.279	242.6	1:05.064	171.1	30.712	169.5	2:15.055 12:49:21.565
8 -	40.679	240.5	1:03.695	245.4	27.412	169.2	2:11.786 (3) 12:51:33.351
9 -	39.265	241.6	1:03.366	243.2	IN PIT		2:12.587 P 12:53:45.938

P14		1 S		Alex MOSS		488 Challenge	
IDEAL LAP TIME : 2:09.200		BEST LAP TIME : 2:09.751		DIFFERENCE : 0.551			
LAP	SECTOR 1	SECTOR 2	SECTOR 3	LAP TIME	KPH	DIFF	TIME OF DAY
1 -	OUTLAP	204.9	1:16.591	237.8	31.001	164.1	12:37:08.723
2 -	39.477	241.0	1:03.807	248.2	27.261	159.0	2:10.545 12:39:19.268
3 -	38.927	238.9	1:03.050	251.7	27.774	164.3	2:09.751 (1) 12:41:29.019
4 -	41.969	238.9	1:04.880	251.1	30.342	166.4	2:17.191 12:43:46.210
5 -	39.090	246.0	1:03.012	250.5	27.799	160.0	2:09.901 (2) 12:45:56.111
6 -	39.047	241.6	1:04.877	250.0	IN PIT		2:16.988 P 12:48:13.099
7 -	OUTLAP	229.2	1:05.070	237.3	29.774	160.4	4:15.209 12:52:28.308
8 -	39.144	247.7	1:03.729	250.5	28.110	169.2	2:10.983 12:54:39.291
9 -	39.120	242.6	1:03.370	251.1	27.587	165.1	2:10.077 (3) 12:56:49.368

P15		77 S		Paul SIMMERSON		488 Challenge	
IDEAL LAP TIME : 2:09.664		BEST LAP TIME : 2:10.093		DIFFERENCE : 0.429			
LAP	SECTOR 1	SECTOR 2	SECTOR 3	LAP TIME	KPH	DIFF	TIME OF DAY
1 -	OUTLAP	152.7	1:17.814	161.9	38.036	160.4	12:35:43.058
2 -	44.298	192.5	1:14.810	232.7	30.369	167.1	2:29.477 12:38:12.535
3 -	39.078	244.8	1:03.635	247.7	27.719	168.7	2:10.432 (2) 12:40:22.967
4 -	39.251	243.2	1:06.776	207.6	29.641	169.5	2:15.668 12:42:38.635
5 -	39.444	242.6	1:02.867	248.2	27.782	161.6	2:10.093 (1) 12:44:48.728
6 -	47.481	187.5	1:13.012	173.9	34.214	157.8	2:34.707 12:47:23.435
7 -	39.347	243.2	1:03.458	248.2	27.845	171.4	2:10.650 (3) 12:49:34.085
8 -	47.180	172.2	1:19.442	150.0	IN PIT		2:43.885 P 12:52:17.970

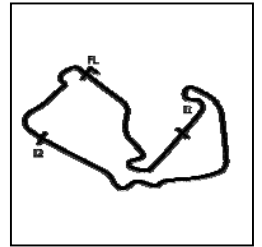
P16		14 S		Imran KARA		488 Challenge	
IDEAL LAP TIME : 2:11.176		BEST LAP TIME : 2:11.835		DIFFERENCE : 0.659			
LAP	SECTOR 1	SECTOR 2	SECTOR 3	LAP TIME	KPH	DIFF	TIME OF DAY
1 -	OUTLAP	196.0	1:14.020	246.5	29.578	157.4	12:34:56.521
2 -	42.574	215.1	1:06.071	249.4	28.307	160.0	2:16.952 12:37:13.473
3 -	40.578	238.4	1:04.946	248.8	27.409	160.4	2:12.933 (3) 12:39:26.406
4 -	40.543	234.7	1:03.662	248.2	27.630	164.3	2:11.835 (1) 12:41:38.241
5 -	40.223	237.3	1:03.997	250.5	28.416	163.6	2:12.636 (2) 12:43:50.877
6 -	40.105	238.9	1:05.515	248.2	27.935	163.8	2:13.555 12:46:04.432
7 -	40.165	240.0	1:04.532	246.5	IN PIT		2:24.767 P 12:48:29.199
8 -	OUTLAP	233.2	1:05.322	248.8	27.833	164.8	4:25.431 12:52:54.630
9 -	42.371	239.4	1:03.939	248.8	28.058	158.8	2:14.368 12:55:08.998

Weather / Track : Sunny / Dry

Silverstone GP
Circuit Length = 5.891 km
Start: 12:25 Flag 12:55 End: 12:57

2019 Ferrari Challenge Trofeo Pirelli UK

QUALIFYING 1 - SECTOR ANALYSIS



SECTOR 1 = FL to I1, SECTOR 2 = I1 to I2, SECTOR 3 = I2 to FL, DIFF = Difference To Personal Best Lap, P = Crossed Finish Line in Pit Lane, D = Time Disallowed

P17		9 S		Paul STEVENS		488 Challenge	
IDEAL LAP TIME : 2:15.005		BEST LAP TIME : 2:15.761		DIFFERENCE : 0.756			
LAP	SECTOR 1	SECTOR 2	SECTOR 3	LAP TIME	KPH	DIFF	TIME OF DAY
1 -	OUTLAP	150.6	1:25.185	171.7	35.295	133.9	12:33:06.611
2 -	49.586	196.0	1:14.201	225.0	30.012	158.8	2:33.799 137.89 18.038 12:35:40.410
3 -	41.463	233.7	1:06.583	246.0	29.149	158.5	2:17.195 (3) 154.57 1.434 12:37:57.605
4 -	40.435	216.0	1:07.249	244.8	IN PIT		2:22.581 P 148.74 6.820 12:40:20.186
5 -	OUTLAP	208.4	1:10.788	235.2	30.164	155.6	6:48.785 51.87 4:33.024 12:47:08.971
6 -	41.394	236.3	1:05.655	244.3	28.915	161.9	2:15.964 (2) 155.97 0.203 12:49:24.935
7 -	41.001	237.3	1:05.772	246.0	28.988	164.6	2:15.761 (1) 156.21 12:51:40.696
8 -	40.670	237.8	1:09.433	235.2	IN PIT		2:27.293 P 143.98 11.532 12:54:07.989

P18		43 P		Josh KIRKWOOD-JONES		488 Challenge	
IDEAL LAP TIME : 2:14.443		BEST LAP TIME :		DIFFERENCE :			
LAP	SECTOR 1	SECTOR 2	SECTOR 3	LAP TIME	KPH	DIFF	TIME OF DAY
1 -	OUTLAP	180.9	1:14.097	237.3	30.754	157.6	12:38:59.731
2 -	40.061	242.1	1:03.628	247.7	IN PIT		2:17.479 P 154.26 12:41:17.210

2019 Ferrari Challenge Trofeo Pirelli UK

QUALIFYING 1 - BEST SECTORS

SECTOR 1			SECTOR 2			SECTOR 3			IDEAL / BEST COMPARISON						
POS	NO	NAME	TIME	NO	NAME	TIME	NO	NAME	TIME	POS	NO	NAME	IDEAL	BEST	DIFF
													PERFECT LAP	2:05.730	
1	79	CLARKE	37.611	79	CLARKE	1:01.251	79	CLARKE	26.868	1	79	CLARKE	2:05.730	2:05.793	0.063
2	6	HOGARTH	38.323	74	BRUCE	1:01.600	69	FLANNAGAN	26.928	2	74	BRUCE	2:07.032	2:07.207	0.175
3	74	BRUCE	38.439	6	HOGARTH	1:01.878	6	HOGARTH	26.945	3	6	HOGARTH	2:07.146	2:07.504	0.358
4	69	FLANNAGAN	38.455	83	GUY	1:02.253	74	BRUCE	26.993	4	69	FLANNAGAN	2:07.684	2:08.393	0.709
5	27	SMITH	38.483	69	FLANNAGAN	1:02.301	83	GUY	27.097	5	83	GUY	2:07.884	2:08.314	0.430
6	60	MARRS	38.521	13	WILLSON	1:02.322	40	THWAITES	27.171	6	60	MARRS	2:08.247	2:08.460	0.213
7	83	GUY	38.534	27	SMITH	1:02.458	22	REDMAN	27.172	7	27	SMITH	2:08.264	2:08.504	0.240
8	8	MCALLISTER	38.629	22	REDMAN	1:02.472	60	MARRS	27.230	8	13	WILLSON	2:08.356	2:08.640	0.284
9	13	WILLSON	38.637	60	MARRS	1:02.496	1	MOSS	27.261	9	22	REDMAN	2:08.615	2:08.615	0.000
10	10	SIMMONS	38.844	10	SIMMONS	1:02.560	10	SIMMONS	27.273	10	8	MCALLISTER	2:08.646	2:09.009	0.363
11	1	MOSS	38.927	8	MCALLISTER	1:02.740	8	MCALLISTER	27.277	11	10	SIMMONS	2:08.677	2:08.746	0.069
12	40	THWAITES	38.959	77	SIMMERSON	1:02.867	18	GROVER	27.316	12	40	THWAITES	2:09.025	2:09.230	0.205
13	22	REDMAN	38.971	40	THWAITES	1:02.895	27	SMITH	27.323	13	1	MOSS	2:09.200	2:09.751	0.551
14	18	GROVER	38.999	1	MOSS	1:03.012	13	WILLSON	27.397	14	18	GROVER	2:09.473	2:09.473	0.000
15	77	SIMMERSON	39.078	18	GROVER	1:03.158	14	KARA	27.409	15	77	SIMMERSON	2:09.664	2:10.093	0.429
16	43	KIRKWOOD-JONES	40.061	43	KIRKWOOD-JONES	1:03.628	77	SIMMERSON	27.719	16	14	KARA	2:11.176	2:11.835	0.659
17	14	KARA	40.105	14	KARA	1:03.662	9	STEVENS	28.915	17	43	KIRKWOOD-JONES	2:14.443		
18	9	STEVENS	40.435	9	STEVENS	1:05.655	43	KIRKWOOD-JONES	30.754	18	9	STEVENS	2:15.005	2:15.761	0.756

Weather / Track : Sunny / Dry

Silverstone GP

Circuit Length = 5.891 km

Start: 12:25 Flag 12:55 End: 12:57

Results can be found at www.tsl-timing.com

Printed - 13:05 Saturday, 21 September 2019

2019 Ferrari Challenge Trofeo Pirelli UK

QUALIFYING 1 - STATISTICS

Competitors Started 18
Planned Start 2019-09-21 @ 12:25:00.000
Actual Start 2019-09-21 @ 12:25:02.538
Finish Time 2019-09-21 @ 12:55:05.114
Track Length 5.891km
Total Laps 142
Total Distance Covered 836.522km

Session Fastest Lap History

NO	CL	NAME	LAP TIME	TIME OF DAY	LAP	VEHICLE
79	P	Jamie CLARKE	2:06.956	12:31:16.458	2	488 Challenge
79	P	Jamie CLARKE	2:05.793	12:33:22.252	3	488 Challenge

Flag History

TYPE	TIME OF DAY
GREEN	12:25:02.538
FINISH	12:55:05.114

Flag Statistics

TYPE	COUNT	TOTAL LAPS	TOTAL TIME
Green	1	11	32:23.303
Red	0	0	0.000
Safety Car	0	0	0.000
FCY	0	0	0.000

2019 Ferrari Challenge Trofeo Pirelli UK

QUALIFYING 1 - STATISTICS

CLASS : P

7 Starters

Fastest Lap History

NO	NAME	LAP TIME	TIME OF DAY	LAP	VEHICLE
79	Jamie CLARKE	2:06.956	12:31:16.458	2	488 Challenge
79	Jamie CLARKE	2:05.793	12:33:22.252	3	488 Challenge

2019 Ferrari Challenge Trofeo Pirelli UK

QUALIFYING 1 - STATISTICS

CLASS : S

11 Starters

Fastest Lap History

NO	NAME	LAP TIME	TIME OF DAY	LAP	VEHICLE
83	Richard GUY	2:09.050	12:33:38.281	2	488 Challenge
8	Mark MCALLISTER	2:09.009	12:36:41.795	3	488 Challenge
22	Gary REDMAN	2:08.615	12:40:26.020	3	488 Challenge
69	Toby FLANNAGAN	2:08.393	12:45:52.984	6	488 Challenge
83	Richard GUY	2:08.314	12:47:09.794	7	488 Challenge

2019 Ferrari Challenge Trofeo Pirelli UK

RACE 1 - GRID (30 minutes)

ROW 9	17	2:15.761	9 Paul STEVENS	18	43 Josh KIRKWOOD-JONES
ROW 8	15	2:10.093	77 Paul SIMMERSON	16	2:11.835 14 Imran KARA
ROW 7	13	2:09.473	18 David GROVER	14	2:09.751 1 Alex MOSS
ROW 6	11	2:09.009	8 Mark MCALLISTER	12	2:09.230 40 Jamie THWAITES
ROW 5	9	2:08.640	13 Stuart WILLSON	10	2:08.746 10 Henry SIMMONS
ROW 4	7	2:08.504	27 Martin SMITH	8	2:08.615 22 Gary REDMAN
ROW 3	5	2:08.393	69 Toby FLANNAGAN	6	2:08.460 60 Wayne MARRS
ROW 2	3	2:07.504	6 Paul HOGARTH	4	2:08.314 83 Richard GUY
ROW 1	1	2:05.793	79 Jamie CLARKE	2	2:07.207 74 Andrew BRUCE
Pole					

Car 43 to start from back of grid - change of car

Silverstone GP
Circuit Length = 5.891 km

These results are provisional until the conclusion of any judicial and technical matters.

Clerk Of Course :	Steward :	Timekeeper :
-------------------	-----------	--------------

2019 Ferrari Challenge Trofeo Pirelli UK

RACE 1 - CLASSIFICATION

POS	NO	CL	PIC NAME	DEALERSHIP	ENTRY	LAPS	TIME	GAP	DIFF	KPH	BEST	ON
1	79	P	1 Jamie CLARKE	Stratstone, Manchester	488 Challenge	12	31:48.863			133.32	2:06.136	8
2	74	P	2 Andrew BRUCE	Meridien Modena	488 Challenge	12	31:52.557	3.694	3.694	133.06	2:08.168	8
3	6	P	3 Paul HOGARTH	Stratstone, Manchester	488 Challenge	12	31:52.743	3.880	0.186	133.05	2:08.377	8
4	10	P	4 Henry SIMMONS	Maranello Sales	488 Challenge	12	31:59.623	10.760	6.880	132.57	2:08.759	10
5	69	S	1 Toby FLANNAGAN	Maranello Sales	488 Challenge	12	32:07.394	18.531	7.771	132.03	2:10.137	9
6	1*	S	2 Alex MOSS	Graypaul, Birmingham	488 Challenge	12	32:11.082	22.219	3.688	131.78	2:10.478	8
7	13	S	3 Stuart WILLSON	Graypaul, Nottingham	488 Challenge	12	32:15.408	26.545	4.326	131.49	2:09.747	9
8	22	S	4 Gary REDMAN	Graypaul, Nottingham	488 Challenge	12	32:27.899	39.036	12.491	130.64	2:12.192	9
9	18	S	5 David GROVER	H R Owen, London	488 Challenge	12	32:28.178	39.315	0.279	130.63	2:12.010	11
10	77	S	6 Paul SIMMERSON	Graypaul, Birmingham	488 Challenge	12	32:29.978	41.115	1.800	130.50	2:12.489	11
11	9	S	7 Paul STEVENS	Dick Lovett, Swindon	488 Challenge	12	32:56.270	1:07.407	26.292	128.77	2:17.211	9
12	27	P	5 Martin SMITH	Graypaul, Birmingham	488 Challenge	11	32:45.466	1 Lap	1 Lap	118.69	2:09.517	9

NOT CLASSIFIED

DNF	83	S	Richard GUY	Charles Hurst	488 Challenge	11	30:00.751	1 Lap		129.54	2:08.938	9
DNF	14	S	Imran KARA	Graypaul, Birmingham	488 Challenge	11	33:33.970	1 Lap	3:33.219	115.83	2:13.826	8
DNF	40	S	Jamie THWAITES	Driver	488 Challenge	6	19:01.584	6 Laps	5 Laps	111.46	2:12.913	2
DNF	60	P	Wayne MARRS	Dick Lovett, Swindon	488 Challenge	3	7:53.309	9 Laps	3 Laps	134.42	2:14.174	1
DNF	43	P	Josh KIRKWOOD-JONES	H R Owen, London	488 Challenge	1	2:19.126	11 Laps	2 Laps	152.43	2:19.126	1
DNF	8	S	Mark MCALLISTER	Lancaster Ferrari, Colchester	488 Challenge	1	2:19.389	11 Laps	0.263	152.14	2:19.389	1

FASTEST LAP

79	P	Jamie CLARKE	Stratstone, Manchester	488 Challenge	8	2:06.136	104.47 mph	168.13 kph
83	S	Richard GUY	Charles Hurst	488 Challenge	9	2:08.938	102.20 mph	164.47 kph

*Car 1 - transponder stopped working on lap 8

Weather / Track : Sunny / Dry

These results are provisional until the conclusion of any judicial and technical matters.

Silverstone GP

Circuit Length = 5.891 km

Start: 15:28 Flag 15:59 End: 16:02

Clerk Of Course :	Steward :	Timekeeper :
-------------------	-----------	--------------

2019 Ferrari Challenge Trofeo Pirelli UK

RACE 1 - LAP CHART

LAP 1 @ 15:30:13.457			LAP 2 @ 15:32:24.026			LAP 3 @ 15:35:58.630			LAP 4 @ 15:39:43.514			LAP 5 @ 15:43:36.841		
NO	BEHIND	LAP TIME	NO	BEHIND	LAP TIME	NO	BEHIND	LAP TIME	NO	BEHIND	LAP TIME	NO	BEHIND	LAP TIME
79			79		2:08.136	60		2:22.577 P	79		3:35.907	79		3:43.581
6	2.125		6	2.040	2:10.261	79	1.303	2:10.569	6	0.750	3:34.542	6	0.731	3:43.656
74	3.152		74	3.241	2:11.288	6	1.978	2:10.484	74	1.318	3:34.186	74	1.558	3:43.379
60	6.038		83	7.095	2:14.595	74	2.823	2:10.658	83	2.210	3:31.418	83	2.368	3:43.185
83	6.459		69	9.871	2:15.621	83	3.909	2:11.205	69	2.729	3:29.037	69	2.730	3:43.309
69	7.485		10	10.172	2:15.941	69	4.304	2:12.955	10	3.685	3:29.103	10	4.000	3:43.898
10	7.805		1	11.411	2:17.019	10	4.671	2:12.936	1	4.301	3:29.015	1	4.836	3:43.363
27	8.408		40	12.590	2:18.382	1	5.822	2:13.097	40	4.925	3:28.507	40	6.089	3:43.316
1	8.883		27	14.355	2:16.544	40	6.493	2:12.913	27	6.064	3:27.377	27	6.821	3:43.820
40	10.246		13	16.322	2:18.905	27	7.128	2:16.516	13	6.947	3:25.826	13	7.567	3:44.287
13	10.769		60	18.046	2:14.174	13	7.544	2:16.122	22	7.752	3:23.530	22	8.378	3:44.286
43	10.990		22	19.424	2:20.358	22	8.350	2:17.771	14	9.846	3:24.481	14	10.174	3:45.064
8	11.253		14	19.789	2:20.715	14	9.666	2:17.779	77	11.209	3:21.489	77	11.350	3:45.032
22	12.222		77	24.176	2:22.899	77	11.061	2:19.982	18	12.482	3:20.998	18	11.930	3:45.368
14	12.579		18	25.604	2:21.094	18	11.998	2:23.215	9	13.162	3:19.359	9	13.010	3:45.236
18	12.958		9	28.055	2:23.970	9	12.810	2:22.790	SC	1 Lap	3:53.644	SC	1 Lap	3:21.639 P
77	14.763		SC	1 Lap		SC	1 Lap	3:45.205						
9	15.834													

Weather / Track : Sunny / Dry

Results can be found at www.tsl-timing.com

Page 1 of 3

Silverstone GP

Circuit Length = 5.891 km

Start: 15:28 Flag 15:59 End: 16:02

Printed - 16:04 Saturday, 21 September 2019

2019 Ferrari Challenge Trofeo Pirelli UK

RACE 1 - LAP CHART

LAP 6 @ 15:47:03.449			LAP 7 @ 15:49:10.495			LAP 8 @ 15:51:16.631			LAP 9 @ 15:53:24.132			LAP 10 @ 15:55:30.765		
NO	BEHIND	LAP TIME	NO	BEHIND	LAP TIME	NO	BEHIND	LAP TIME	NO	BEHIND	LAP TIME	NO	BEHIND	LAP TIME
79		3:53.327	79		3:26.608	79		2:07.046	79		2:06.136	79		2:07.501
6	0.775	3:53.308	6	2.710	3:26.652	6	4.951	2:08.981	6	6.418	2:08.377	6	8.528	2:08.968
74	1.318	3:53.567	74	3.799	3:26.368	74	5.831	2:09.527	74	6.646	2:08.168	74	9.611	2:08.316
83	2.128	3:53.485	83	5.883	3:26.368	83	8.897	2:10.801	83	10.334	2:09.150	83	12.984	2:08.938
69	2.541	3:53.328	10	6.243	3:25.391	10	9.425	2:10.506	10	11.959	2:09.318	10	14.085	2:10.035
10	2.783	3:53.642	69	6.977	3:26.419	69	11.125	2:11.482	69	13.761	2:10.284	69	17.767	2:10.137
1	3.187	3:53.862	1	8.493	3:24.959	1	12.835	2:12.352	1	16.156	2:10.478	1	21.121	2:10.822
40	3.456	3:54.491	13	13.672	3:24.012	13	18.655	2:15.747	13	20.901	2:11.119	13	24.884	2:09.747
27	4.148	3:54.084	14	14.912	3:23.290	22	21.946	2:16.094	22	26.637	2:12.793	22	32.425	2:12.192
13	4.971	3:53.947	22	15.289	3:24.471	14	22.602	2:15.102	14	29.498	2:13.826	18	36.398	2:13.834
22	6.241	3:53.953	77	16.076	3:22.817	77	23.469	2:15.563	18	30.394	2:13.768	77	37.654	2:14.720
14	6.856	3:53.655	18	16.429	3:23.236	18	24.061	2:14.917	77	30.688	2:13.529	14	40.088	2:14.397
77	7.559	3:53.468	9	21.801	3:23.777	9	33.917	2:18.668	9	43.627	2:18.252	9	55.044	2:17.211
18	8.558	3:52.775	27	25.393	3:23.935 P				27	1 Lap	2:28.291	27	1 Lap	4:41.100
9	10.179	3:53.175												

Weather / Track : Sunny / Dry

Silverstone GP

Circuit Length = 5.891 km

Start: 15:28 Flag 15:59 End: 16:02

2019 Ferrari Challenge Trofeo Pirelli UK

RACE 1 - LAP CHART

LAP 11 @ 15:57:42.056			LAP 12 @ 15:59:54.184		
NO	BEHIND	LAP TIME	NO	BEHIND	LAP TIME
79		2:06.633	79		2:11.291
6	6.079	2:08.743	74	3.694	2:08.495
74	6.815	2:09.598	6	3.880	2:08.842
10	12.714	2:08.759	10	10.760	2:09.920
69	18.198	2:10.639	69	18.531	2:11.722
1	21.921	2:11.598	1	22.219	2:12.091
83	24.016	2:09.283	13	26.545	2:10.934
13	24.527	2:10.616	22	39.036	2:12.697
22	33.831	2:12.421	18	39.315	2:12.010
18	37.117	2:12.637	77	41.115	2:12.489
77	38.852	2:13.599	27	1 Lap	2:11.475
27	1 Lap	2:09.517	9	1:07.407	2:18.275
9	1:02.028	2:18.050	14	1 Lap	2:17.223 P

Weather / Track : Sunny / Dry

Results can be found at www.tsl-timing.com

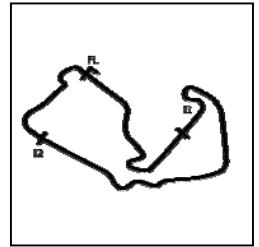
Page 3 of 3

Silverstone GP
Circuit Length = 5.891 km
Start: 15:28 Flag 15:59 End: 16:02

Printed - 16:04 Saturday, 21 September 2019

2019 Ferrari Challenge Trofeo Pirelli UK

RACE 1 - SECTOR ANALYSIS



SECTOR 1 = FL to I1, SECTOR 2 = I1 to I2, SECTOR 3 = I2 to FL, DIFF = Difference To Personal Best Lap, P = Crossed Finish Line in Pit Lane, D = Time Disallowed

P1		79 P		Jamie CLARKE		488 Challenge				
IDEAL LAP TIME : 2:06.069		BEST LAP TIME : 2:06.136		DIFFERENCE : 0.067						
LAP	SECTOR 1	SECTOR 2	SECTOR 3	LAP TIME	KPH	DIFF	TIME OF DAY			
1 -		246.5	1:01.964	250.5	26.919	172.8	165.50	15:30:13.457		
2 -	38.027	247.1	1:01.533	246.0	31.009	133.6	2:08.136	162.42	2.000	15:32:24.026
3 -	1:04.005	123.0	1:46.880	105.6	45.022	104.9	2:10.569	98.22	4.433	15:35:59.933
4 -	1:12.799	124.7	1:43.902	92.0	46.880	93.8	3:35.907	94.85	1:29.771	15:39:43.514
5 -	1:11.347	141.1	1:57.297	112.0	44.683	117.1	3:43.581	90.89	1:37.445	15:43:36.841
6 -	1:08.115	132.1	1:41.398	135.1	37.095	173.0	3:53.327	102.64	1:47.191	15:47:03.449
7 -	38.574	244.8	1:01.690	250.5	26.782	176.7	3:26.608	166.92	1:20.472	15:49:10.495
8 -	37.849	247.1	1:01.600	251.1	26.687	173.3	2:07.046 (3)	168.13	0.910	15:51:16.631
9 -	38.446	245.4	1:01.974	250.5	27.081	174.4	2:06.136 (1)	166.33		15:53:24.132
10 -	38.142	246.5	1:01.722	251.1	26.769	173.6	2:07.501	167.47	1.365	15:55:30.765
11 -	38.832	243.7	1:04.951	246.5	27.508	170.8	2:06.633 (2)	161.53	0.497	15:57:42.056
12 -	38.320	247.1	1:05.419	248.8	28.389	148.1	2:11.291	160.50	5.155	15:59:54.184

P2		74 P		Andrew BRUCE		488 Challenge				
IDEAL LAP TIME : 2:08.086		BEST LAP TIME : 2:08.168		DIFFERENCE : 0.082						
LAP	SECTOR 1	SECTOR 2	SECTOR 3	LAP TIME	KPH	DIFF	TIME OF DAY			
1 -		244.8	1:02.622	248.8	27.400	162.4	161.53	15:30:16.609		
2 -	39.025	246.0	1:02.980	248.2	28.653	153.8	2:11.288	162.31	3.120	15:32:27.267
3 -	1:02.268	120.6	1:46.867	100.1	45.051	101.9	2:10.658	99.01	2.490	15:36:01.453
4 -	1:12.872	116.3	1:43.694	92.9	46.813	91.6	3:34.186	94.93	1:26.018	15:39:44.832
5 -	1:12.252	133.4	1:56.627	91.9	44.688	105.4	3:43.379	90.79	1:35.211	15:43:38.399
6 -	1:08.387	119.4	1:40.673	132.8	37.308	164.3	3:53.567	102.76	1:45.399	15:47:04.767
7 -	39.505	247.1	1:02.511	249.4	27.511	168.4	3:26.368	163.73	1:18.200	15:49:14.294
8 -	38.497	246.5	1:02.327	249.4	27.344	168.2	2:09.527	165.46	1.359	15:51:22.462
9 -	38.578	246.5	1:02.332	250.5	27.406	169.2	2:08.168 (1)	165.27		15:53:30.778
10 -	39.574	233.7	1:02.406	247.1	27.618	168.4	2:08.316 (2)	163.64	0.148	15:55:40.376
11 -	38.498	243.7	1:02.618	249.4	27.379	168.7	2:09.598	165.04	1.430	15:57:48.871
12 -	38.824	246.5	1:02.245	251.7	27.938	162.4	2:08.495 (3)	164.39	0.327	15:59:57.878

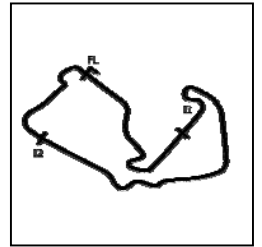
P3		6 P		Paul HOGARTH		488 Challenge				
IDEAL LAP TIME : 2:08.070		BEST LAP TIME : 2:08.377		DIFFERENCE : 0.307						
LAP	SECTOR 1	SECTOR 2	SECTOR 3	LAP TIME	KPH	DIFF	TIME OF DAY			
1 -		244.3	1:02.027	250.0	27.549	171.4	162.80	15:30:15.582		
2 -	39.029	242.6	1:02.819	247.1	28.636	151.6	2:10.261	162.53	1.884	15:32:26.066
3 -	1:02.845	124.4	1:46.596	107.7	45.101	104.0	2:10.484	98.85	2.107	15:36:00.608
4 -	1:12.807	128.7	1:44.116	93.6	46.733	95.4	3:34.542	94.82	1:26.165	15:39:44.264
5 -	1:11.523	134.1	1:57.298	98.4	44.487	114.2	3:43.656	90.89	1:35.279	15:43:37.572
6 -	1:08.483	128.5	1:40.858	147.5	37.311	164.1	3:53.308	102.62	1:44.931	15:47:04.224
7 -	39.384	244.8	1:02.251	248.2	27.346	170.6	3:26.652	164.42	1:18.275	15:49:13.205
8 -	38.945	243.7	1:02.295	248.8	27.137	174.1	2:08.981	165.19	0.604	15:51:21.582
9 -	38.906	246.0	1:02.502	248.8	27.560	170.6	2:08.377 (1)	164.44		15:53:30.550
10 -	38.925	245.4	1:02.038	249.4	27.780	168.2	2:08.968	164.72	0.591	15:55:39.293
11 -	39.015	243.2	1:02.587	249.4	27.240	169.0	2:08.743 (2)	164.60	0.366	15:57:48.135
12 -	39.043	246.0	1:02.610	249.4	28.276	162.1	2:08.842 (3)	163.22	0.465	15:59:58.064

Weather / Track : Sunny / Dry

Silverstone GP
Circuit Length = 5.891 km
Start: 15:28 Flag 15:59 End: 16:02

2019 Ferrari Challenge Trofeo Pirelli UK

RACE 1 - SECTOR ANALYSIS



SECTOR 1 = FL to I1, SECTOR 2 = I1 to I2, SECTOR 3 = I2 to FL, DIFF = Difference To Personal Best Lap, P = Crossed Finish Line in Pit Lane, D = Time Disallowed

P4		10 P		Henry SIMMONS		488 Challenge				
IDEAL LAP TIME : 2:08.634		BEST LAP TIME : 2:08.759		DIFFERENCE : 0.125						
LAP	SECTOR 1	SECTOR 2	SECTOR 3	LAP TIME	KPH	DIFF	TIME OF DAY			
1 -		238.9	1:04.086	247.7	28.404	168.2	156.00	15:30:21.262		
2 -	40.794	227.8	1:04.306	247.7	27.836	164.8	2:15.941	159.53	7.182	15:32:34.198
3 -	55.911	111.3	1:48.064	98.6	45.128	108.9	2:12.936	101.42	4.177	15:36:03.301
4 -	1:14.755	120.4	1:41.940	78.8	47.203	108.0	3:29.103	94.71	1:20.344	15:39:47.199
5 -	1:13.470	156.7	1:55.440	89.6	44.732	135.1	3:43.898	90.76	1:35.139	15:43:40.841
6 -	1:08.231	130.2	1:39.687	137.4	37.473	157.6	3:53.642	103.25	1:44.883	15:47:06.232
7 -	40.067	242.1	1:03.029	249.4	27.410	167.7	3:25.391	162.50	1:16.632	15:49:16.738
8 -	39.076	244.3	1:02.757	249.4	27.485	167.9	2:10.506	163.99	1.747	15:51:26.056
9 -	39.367	244.3	1:03.374	248.2	27.294	171.7	2:09.318 (2)	163.09	0.559	15:53:36.091
10 -	38.800	245.4	1:02.540	248.2	27.419	167.1	2:10.035	164.70	1.276	15:55:44.850
11 -	38.891	246.0	1:02.707	248.2	28.322	153.4	2:08.759 (1)	163.23		15:57:54.770
12 -	39.199	244.3	1:03.431	248.2	27.544	166.1	2:09.920 (3)	162.91	1.161	16:00:04.944

P5		69 S		Toby FLANNAGAN		488 Challenge				
IDEAL LAP TIME : 2:09.525		BEST LAP TIME : 2:10.137		DIFFERENCE : 0.612						
LAP	SECTOR 1	SECTOR 2	SECTOR 3	LAP TIME	KPH	DIFF	TIME OF DAY			
1 -		243.2	1:05.140	246.5	28.220	166.6	156.37	15:30:20.942		
2 -	40.994	232.2	1:04.029	244.3	27.932	166.9	2:15.621	159.50	5.484	15:32:33.897
3 -	56.916	115.0	1:46.906	97.0	45.215	110.8	2:12.955	101.45	2.818	15:36:02.934
4 -	1:12.854	123.2	1:43.511	91.7	46.944	107.6	3:29.037	94.96	1:18.900	15:39:46.243
5 -	1:12.063	120.1	1:56.655	95.3	44.610	104.5	3:43.309	90.89	1:33.172	15:43:39.571
6 -	1:08.330	129.1	1:40.513	130.9	37.576	152.1	3:53.328	102.74	1:43.191	15:47:05.990
7 -	40.850	243.7	1:03.080	246.5	27.552	170.6	3:26.419	161.29	1:16.282	15:49:17.472
8 -	39.162	243.2	1:03.403	246.5	27.719	166.9	2:11.482	162.77	1.345	15:51:27.756
9 -	39.398	242.6	1:03.255	246.5	27.484	170.8	2:10.284 (2)	162.96	0.147	15:53:37.893
10 -	39.539	241.6	1:03.417	246.0	27.683	166.9	2:10.137 (1)	162.33		15:55:48.532
11 -	38.961	242.1	1:03.524	245.4	29.237	145.7	2:10.639 (3)	161.00	0.502	15:58:00.254
12 -	39.833	241.6	1:04.838	248.2	27.790	166.6	2:11.722	160.10	1.585	16:00:12.715

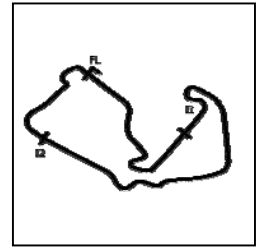
P6		1 S		Alex MOSS		488 Challenge				
IDEAL LAP TIME : 2:10.427		BEST LAP TIME : 2:10.478		DIFFERENCE : 0.051						
LAP	SECTOR 1	SECTOR 2	SECTOR 3	LAP TIME	KPH	DIFF	TIME OF DAY			
1 -		236.8	1:03.972	250.0	28.448	160.9	154.77	15:30:22.340		
2 -	40.391	238.9	1:04.669	247.1	28.037	152.3	2:17.019	159.33	6.541	15:32:35.437
3 -	56.043	111.4	1:47.516	98.5	45.456	104.7	2:13.097	101.46	2.619	15:36:04.452
4 -	1:14.324	131.0	1:41.988	76.7	47.051	106.5	3:29.015	94.94	1:18.537	15:39:47.815
5 -	1:13.518	151.6	1:55.559	86.4	44.785	128.7	3:43.363	90.68	1:32.885	15:43:41.677
6 -	1:08.560	142.6	1:39.278	129.3	37.121	152.5	3:53.862	103.47	1:43.384	15:47:06.636
7 -	40.953	242.6	1:03.596	247.1	27.803	166.6	3:24.959	160.23	1:14.481	15:49:18.988
8 -	39.028	242.6					2:12.352	162.53	1.874	15:51:29.466
9 -							2:10.478 (1)	162.11		15:53:40.288
10 -							2:10.822 (2)	161.15	0.344	15:55:51.886
11 -							2:11.598 (3)	160.55	1.120	15:58:03.977
12 -							2:12.091	160.14	1.613	16:00:16.403

Weather / Track : Sunny / Dry

Silverstone GP
Circuit Length = 5.891 km
Start: 15:28 Flag 15:59 End: 16:02

2019 Ferrari Challenge Trofeo Pirelli UK

RACE 1 - SECTOR ANALYSIS



SECTOR 1 = FL to I1, SECTOR 2 = I1 to I2, SECTOR 3 = I2 to FL, DIFF = Difference To Personal Best Lap, P = Crossed Finish Line in Pit Lane, D = Time Disallowed

P7		13 S		Stuart WILLSON			488 Challenge			
IDEAL LAP TIME : 2:09.747		BEST LAP TIME : 2:09.747			DIFFERENCE : 0.000					
LAP	SECTOR 1		SECTOR 2		SECTOR 3		LAP TIME	KPH	DIFF	TIME OF DAY
1 -		233.2		1:04.642	246.0	29.235	156.2		152.67	15:30:24.226
2 -	41.260	238.4	1:05.648	243.2	29.214	163.3	2:18.905	155.79	9.158	15:32:40.348
3 -	54.677	122.3	1:46.993	83.5	44.156	106.4	2:16.122	103.03	6.375	15:36:06.174
4 -	1:15.486	133.1	1:41.662	81.8	47.139	118.6	3:25.826	94.55	1:16.079	15:39:50.461
5 -	1:13.291	173.6	1:56.585	84.5	44.071	135.1	3:44.287	90.65	1:34.540	15:43:44.408
6 -	1:08.897	160.9	1:38.296	106.9	36.819	161.4	3:53.947	103.95	1:44.200	15:47:08.420
7 -	42.270	239.4	1:05.393	246.5	28.084	164.1	3:24.012	156.22	1:14.265	15:49:24.167
8 -	39.602	244.3	1:03.801	246.0	27.716	168.7	2:15.747	161.74	6.000	15:51:35.286
9 -	39.244	244.3	1:02.911	244.8	27.592	167.4	2:11.119	163.45	1.372	15:53:45.033
10 -	39.727	241.0	1:03.121	246.0	27.768	171.7	2:09.747 (1)	162.36		15:55:55.649
11 -	39.263	244.8	1:03.731	243.2	27.940	162.1	2:10.616 (2)	161.97	0.869	15:58:06.583
12 -	40.440	243.2	1:05.289	247.1	28.417	156.0	2:10.934 (3)	158.09	1.187	16:00:20.729

P8		22 S		Gary REDMAN			488 Challenge			
IDEAL LAP TIME : 2:11.929		BEST LAP TIME : 2:12.192			DIFFERENCE : 0.263					
LAP	SECTOR 1		SECTOR 2		SECTOR 3		LAP TIME	KPH	DIFF	TIME OF DAY
1 -		234.2		1:06.273	246.0	29.059	162.1		151.09	15:30:25.679
2 -	42.971	237.8	1:05.318	237.8	29.482	158.3	2:20.358	153.93	8.166	15:32:43.450
3 -	53.371	106.2	1:47.278	110.0	42.881	108.9	2:17.771	104.19	5.579	15:36:06.980
4 -	1:15.663	118.0	1:41.576	84.5	47.047	118.9	3:23.530	94.55	1:11.338	15:39:51.266
5 -	1:13.469	160.7	1:56.833	80.7	43.651	135.1	3:44.286	90.64	1:32.094	15:43:45.219
6 -	1:09.644	158.1	1:37.347	107.3	37.480	155.8	3:53.953	103.71	1:41.761	15:47:09.690
7 -	42.240	236.8	1:05.630	248.2	28.224	164.6	3:24.471	155.83	1:12.279	15:49:25.784
8 -	40.382	244.3	1:04.158	246.5	28.253	166.4	2:16.094	159.70	3.902	15:51:38.577
9 -	39.745	244.8	1:04.326	244.3	28.121	165.6	2:12.793	160.43	0.601	15:53:50.769
10 -	40.169	242.1	1:04.113	248.2	28.139	166.4	2:12.192 (1)	160.15		15:56:03.190
11 -	40.375	243.7	1:04.251	247.7	28.071	165.8	2:12.421 (2)	159.81	0.229	15:58:15.887
12 -	43.431	233.7	1:04.740	246.5	29.162	143.8	2:12.697 (3)	154.42	0.505	16:00:33.220

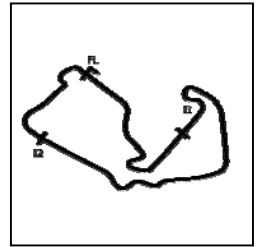
P9		18 S		David GROVER			488 Challenge			
IDEAL LAP TIME : 2:11.474		BEST LAP TIME : 2:12.010			DIFFERENCE : 0.536					
LAP	SECTOR 1		SECTOR 2		SECTOR 3		LAP TIME	KPH	DIFF	TIME OF DAY
1 -		223.6		1:06.356	244.3	28.030	162.6		150.30	15:30:26.415
2 -	49.926	237.3	1:05.182	240.0	28.107	163.6	2:21.094	148.08	9.084	15:32:49.630
3 -	50.834	139.3	1:48.476	102.4	41.688	128.4	2:23.215	105.51	11.205	15:36:10.628
4 -	1:16.481	106.0	1:41.389	130.5	47.498	121.7	3:20.998	94.10	1:08.988	15:39:55.996
5 -	1:14.534	206.1	1:55.292	69.0	42.949	131.0	3:45.368	91.10	1:33.358	15:43:48.771
6 -	1:10.155	130.5	1:35.201	123.7	37.880	156.5	3:52.775	104.34	1:40.765	15:47:12.007
7 -	41.449	231.2	1:05.731	242.6	27.737	170.6	3:23.236	157.18	1:11.226	15:49:26.924
8 -	41.582	236.8	1:04.400	243.7	27.786	167.7	2:14.917	158.54	2.907	15:51:40.692
9 -	40.006	235.2	1:05.696	242.1	28.132	143.0	2:13.768 (3)	158.46	1.758	15:53:54.526
10 -	40.534	232.2	1:04.085	241.0	28.018	170.0	2:13.834	159.89	1.824	15:56:07.163
11 -	39.652	239.4	1:04.389	242.1	27.969	163.8	2:12.637 (2)	160.65	0.627	15:58:19.173
12 -	41.047	232.2	1:04.884	243.7	28.395	132.3	2:12.010 (1)	157.88		16:00:33.499

Weather / Track : Sunny / Dry

Silverstone GP
Circuit Length = 5.891 km
Start: 15:28 Flag 15:59 End: 16:02

2019 Ferrari Challenge Trofeo Pirelli UK

RACE 1 - SECTOR ANALYSIS



SECTOR 1 = FL to I1, SECTOR 2 = I1 to I2, SECTOR 3 = I2 to FL, DIFF = Difference To Personal Best Lap, P = Crossed Finish Line in Pit Lane, D = Time Disallowed

P10		77 S		Paul SIMMERSON		488 Challenge				
IDEAL LAP TIME : 2:12.263		BEST LAP TIME : 2:12.489		DIFFERENCE : 0.226						
LAP	SECTOR 1	SECTOR 2	SECTOR 3	LAP TIME	KPH	DIFF	TIME OF DAY			
1 -		225.0	1:06.903	243.2	28.923	152.9	148.40	15:30:28.220		
2 -	46.357	239.4	1:04.810	246.0	28.815	162.8	2:22.899	151.50	10.410	15:32:48.202
3 -	50.949	147.1	1:48.429	105.9	42.111	125.1	2:19.982	105.25	7.493	15:36:09.691
4 -	1:15.807	107.1	1:40.802	93.0	48.423	119.0	3:21.489	94.24	1:09.000	15:39:54.723
5 -	1:14.385	196.7	1:55.320	65.7	43.763	127.2	3:45.032	90.83	1:32.543	15:43:48.191
6 -	1:09.482	140.0	1:35.452	114.6	37.883	159.7	3:53.468	104.56	1:40.979	15:47:11.008
7 -	41.750	238.4	1:05.790	245.4	28.023	168.4	3:22.817	156.44	1:10.328	15:49:26.571
8 -	41.126	237.8	1:04.382	245.4	28.021	164.6	2:15.563	158.82	3.074	15:51:40.100
9 -	40.111	237.8	1:05.669	243.7	28.940	147.9	2:13.529 (2)	157.41	1.040	15:53:54.820
10 -	40.762	239.4	1:04.381	244.3	28.456	159.0	2:14.720	158.74	2.231	15:56:08.419
11 -	39.912	240.5	1:04.607	240.5	27.970	162.1	2:13.599 (3)	160.07	1.110	15:58:20.908
12 -	41.274	235.2	1:05.106	242.6	28.011	167.7	2:12.489 (1)	157.80		16:00:35.299

P11		9 S		Paul STEVENS		488 Challenge				
IDEAL LAP TIME : 2:16.113		BEST LAP TIME : 2:17.211		DIFFERENCE : 1.098						
LAP	SECTOR 1	SECTOR 2	SECTOR 3	LAP TIME	KPH	DIFF	TIME OF DAY			
1 -		230.7	1:07.294	242.6	28.898	160.7	147.30	15:30:29.291		
2 -	47.945	233.7	1:05.987	243.2	28.858	164.6	2:23.970	148.52	6.759	15:32:52.081
3 -	49.091	128.5	1:48.995	91.2	41.273	148.1	2:22.790	106.37	5.579	15:36:11.440
4 -	1:16.712	115.1	1:41.627	140.4	46.897	125.8	3:19.359	94.15	1:02.148	15:39:56.676
5 -	1:15.301	211.7	1:54.832	69.7	43.042	148.3	3:45.236	90.95	1:28.025	15:43:49.851
6 -	1:10.219	132.1	1:34.951	125.7	38.607	154.2	3:53.175	104.07	1:35.964	15:47:13.628
7 -	42.541	234.7	1:06.156	240.0	29.971	154.5	3:23.777	152.93	1:06.566	15:49:32.296
8 -	41.268	206.1	1:07.595	241.6	29.389	164.6	2:18.668	153.39	1.457	15:51:50.548
9 -	41.513	232.7	1:06.410	237.8	29.288	156.7	2:18.252	154.56	1.041	15:54:07.759
10 -	41.892	234.7	1:06.651	240.5	29.507	162.1	2:17.211 (1)	153.62		15:56:25.809
11 -	42.850	231.2	1:06.188	238.9	29.237	158.8	2:18.050 (3)	153.37	0.839	15:58:44.084
12 -	41.999	230.7	1:06.473	238.4	29.035	158.1	2:18.275	154.22	1.064	16:01:01.591

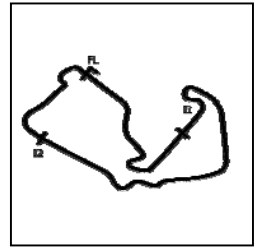
P12		27 P		Martin SMITH		488 Challenge				
IDEAL LAP TIME : 2:09.456		BEST LAP TIME : 2:09.517		DIFFERENCE : 0.061						
LAP	SECTOR 1	SECTOR 2	SECTOR 3	LAP TIME	KPH	DIFF	TIME OF DAY			
1 -		234.7	1:03.935	249.4	28.469	169.0	155.31	15:30:21.865		
2 -	40.439	231.2	1:05.438	234.7	30.639	149.7	2:16.544	155.34	7.027	15:32:38.381
3 -	55.210	119.6	1:47.721	92.2	44.446	99.0	2:16.516	102.26	6.999	15:36:05.758
4 -	1:15.201	130.7	1:41.575	83.9	47.044	103.9	3:27.377	94.75	1:17.860	15:39:49.578
5 -	1:13.271	179.4	1:56.532	84.1	44.281	118.0	3:43.820	90.59	1:34.303	15:43:43.662
6 -	1:08.750	171.1	1:38.583	113.2	36.602	172.2	3:54.084	103.99	1:44.567	15:47:07.597
7 -	42.615	225.9	1:12.869	155.8	IN PIT		3:23.935 P	143.01	1:14.418	15:49:35.888
8 -	OUTLAP	243.7	1:03.435	245.4	27.477	170.0	2:28.291	75.44	18.774	15:54:16.988
9 -	39.030	244.8	1:03.069	246.5	27.418	170.3	4:41.100	163.74	2:31.583	15:56:26.505
10 -	40.693	234.2	1:03.008	245.4	27.774	165.8	2:09.517 (1)	161.30		15:58:37.980
11 -	40.345	237.8	1:04.734	244.8	27.728	168.2	2:11.475 (2)	159.68	1.958	16:00:50.787

Weather / Track : Sunny / Dry

Silverstone GP
Circuit Length = 5.891 km
Start: 15:28 Flag 15:59 End: 16:02

2019 Ferrari Challenge Trofeo Pirelli UK

RACE 1 - SECTOR ANALYSIS



SECTOR 1 = FL to I1, SECTOR 2 = I1 to I2, SECTOR 3 = I2 to FL, DIFF = Difference To Personal Best Lap, P = Crossed Finish Line in Pit Lane, D = Time Disallowed

P13 83 S		Richard GUY		488 Challenge			
IDEAL LAP TIME : 2:08.642		BEST LAP TIME : 2:08.938		DIFFERENCE : 0.296			
LAP	SECTOR 1	SECTOR 2	SECTOR 3	LAP TIME	KPH	DIFF	TIME OF DAY
1 -	242.6	1:03.589	247.7	27.855	167.1		15:30:19.916
2 -	39.027	247.7	1:03.895	248.8	28.283	168.2	15:32:31.121
3 -	58.788	113.4	1:47.274	97.3	45.356	105.6	15:36:02.539
4 -	1:12.645	122.7	1:43.539	91.4	47.001	105.8	15:39:45.724
5 -	1:12.051	127.5	1:56.755	95.9	44.679	102.6	15:43:39.209
6 -	1:08.258	121.3	1:40.459	132.6	37.651	158.1	15:47:05.577
7 -	40.291	246.0	1:02.737	248.8	27.773	172.8	15:49:16.378
8 -	38.593	247.1	1:02.997	250.0	27.560	173.3	15:51:25.528
9 -	38.400	246.0	1:02.831	250.5	27.707	172.2	15:53:34.466
10 -	38.942	246.0	1:02.836	249.4	27.505	172.2	15:55:43.749
11 -	38.966	243.7	1:03.442	248.2	39.915	140.8	15:58:06.072

P14 14 S		Imran KARA		488 Challenge			
IDEAL LAP TIME : 2:12.941		BEST LAP TIME : 2:13.826		DIFFERENCE : 0.885			
LAP	SECTOR 1	SECTOR 2	SECTOR 3	LAP TIME	KPH	DIFF	TIME OF DAY
1 -	233.2	1:05.905	248.8	28.582	154.2		15:30:26.036
2 -	43.607	236.3	1:04.843	229.2	29.329	157.4	15:32:43.815
3 -	54.256	115.1	1:48.448	109.3	41.777	134.8	15:36:08.296
4 -	1:16.304	115.0	1:40.562	101.8	48.198	143.6	15:39:53.360
5 -	1:12.458	149.3	1:57.669	69.0	43.528	151.0	15:43:47.015
6 -	1:09.482	153.6	1:36.198	107.7	37.610	156.2	15:47:10.305
7 -	42.067	230.7	1:04.817	246.5	28.218	157.6	15:49:25.407
8 -	41.696	235.8	1:04.091	247.7	28.039	165.1	15:51:39.233
9 -	40.811	236.3	1:05.359	246.0	28.227	159.5	15:53:53.630
10 -	41.224	232.7	1:04.697	247.7	31.302	149.1	15:56:10.853
11 -	1:17.187	67.9	3:04.606	57.2	IN PIT		16:01:39.291

P15 40 S		Jamie THWAITES		488 Challenge			
IDEAL LAP TIME : 2:12.764		BEST LAP TIME : 2:12.913		DIFFERENCE : 0.149			
LAP	SECTOR 1	SECTOR 2	SECTOR 3	LAP TIME	KPH	DIFF	TIME OF DAY
1 -	237.8	1:04.843	248.8	28.446	165.1		15:30:23.703
2 -	39.847	240.5	1:04.471	249.4	28.595	173.0	15:32:36.616
3 -	55.557	118.5	1:47.486	98.1	45.464	97.6	15:36:05.123
4 -	1:14.250	131.2	1:42.192	76.9	46.874	112.0	15:39:48.439
5 -	1:13.479	159.0	1:55.972	93.7	45.040	132.0	15:43:42.930
6 -	1:08.116	153.8	1:38.903	125.5	36.956	163.6	15:47:06.905

P16 60 P		Wayne MARRS		488 Challenge			
IDEAL LAP TIME : 2:14.292		BEST LAP TIME : 2:14.174		DIFFERENCE : -0.118			
LAP	SECTOR 1	SECTOR 2	SECTOR 3	LAP TIME	KPH	DIFF	TIME OF DAY
1 -	239.4	1:03.046	247.7	28.354	155.8		15:30:19.495
2 -	42.892	208.8	1:10.456	212.1	29.229	156.0	15:32:42.072
3 -	53.763	111.6	1:47.444	98.9	IN PIT		15:35:58.630

P17 43 P		Josh KIRKWOOD-JONES		488 Challenge			
IDEAL LAP TIME :		BEST LAP TIME : 2:19.126		DIFFERENCE :			
LAP	SECTOR 1	SECTOR 2	SECTOR 3	LAP TIME	KPH	DIFF	TIME OF DAY
1 -	239.4	1:04.797	228.3	29.009	158.5		15:30:24.447

P18 8 S		Mark MCALLISTER		488 Challenge			
IDEAL LAP TIME :		BEST LAP TIME : 2:19.389		DIFFERENCE :			
LAP	SECTOR 1	SECTOR 2	SECTOR 3	LAP TIME	KPH	DIFF	TIME OF DAY
1 -	230.2	1:05.196	248.8	27.948	165.6		15:30:24.710

Weather / Track : Sunny / Dry

Silverstone GP
Circuit Length = 5.891 km
Start: 15:28 Flag 15:59 End: 16:02

2019 Ferrari Challenge Trofeo Pirelli UK

RACE 1 - BEST SECTORS

SECTOR 1			SECTOR 2			SECTOR 3			IDEAL / BEST COMPARISON						
POS	NO	NAME	TIME	NO	NAME	TIME	NO	NAME	TIME	POS	NO	NAME	IDEAL	BEST	DIFF
													PERFECT LAP	2:06.069	
1	79	CLARKE	37.849	79	CLARKE	1:01.533	79	CLARKE	26.687	1	79	CLARKE	2:06.069	2:06.136	0.067
2	83	GUY	38.400	6	HOGARTH	1:02.027	6	HOGARTH	27.137	2	6	HOGARTH	2:08.070	2:08.377	0.307
3	74	BRUCE	38.497	74	BRUCE	1:02.245	10	SIMMONS	27.294	3	74	BRUCE	2:08.086	2:08.168	0.082
4	10	SIMMONS	38.800	10	SIMMONS	1:02.540	74	BRUCE	27.344	4	10	SIMMONS	2:08.634	2:08.759	0.125
5	6	HOGARTH	38.906	83	GUY	1:02.737	27	SMITH	27.418	5	83	GUY	2:08.642	2:08.938	0.296
6	69	FLANNAGAN	38.961	13	WILLSON	1:02.911	69	FLANNAGAN	27.484	6	27	SMITH	2:09.456	2:09.517	0.061
7	1	MOSS	39.028	27	SMITH	1:03.008	83	GUY	27.505	7	69	FLANNAGAN	2:09.525	2:10.137	0.612
8	27	SMITH	39.030	60	MARRS	1:03.046	13	WILLSON	27.592	8	13	WILLSON	2:09.747	2:09.747	0.000
9	13	WILLSON	39.244	69	FLANNAGAN	1:03.080	18	GROVER	27.737	9	1	MOSS	2:10.427	2:10.478	0.051
10	18	GROVER	39.652	1	MOSS	1:03.596	1	MOSS	27.803	10	18	GROVER	2:11.474	2:12.010	0.536
11	22	REDMAN	39.745	18	GROVER	1:04.085	8	MCCALLISTER	27.948	11	22	REDMAN	2:11.929	2:12.192	0.263
12	40	THWAITES	39.847	14	KARA	1:04.091	77	SIMMERSON	27.970	12	77	SIMMERSON	2:12.263	2:12.489	0.226
13	77	SIMMERSON	39.912	22	REDMAN	1:04.113	14	KARA	28.039	13	40	THWAITES	2:12.764	2:12.913	0.149
14	14	KARA	40.811	77	SIMMERSON	1:04.381	22	REDMAN	28.071	14	14	KARA	2:12.941	2:13.826	0.885
15	9	STEVENS	41.268	40	THWAITES	1:04.471	60	MARRS	28.354	15	60	MARRS	2:14.292	2:14.174	-0.118
16	60	MARRS	42.892	43	KIRKWOOD-JONES	1:04.797	40	THWAITES	28.446	16	9	STEVENS	2:16.113	2:17.211	1.098
17				8	MCCALLISTER	1:05.196	9	STEVENS	28.858	17	8	MCCALLISTER		2:19.389	
18				9	STEVENS	1:05.987	43	KIRKWOOD-JONES	29.009	18	43	KIRKWOOD-JONES		2:19.126	

Weather / Track : Sunny / Dry

Silverstone GP

Circuit Length = 5.891 km

Start: 15:28 Flag 15:59 End: 16:02

Results can be found at www.tsl-timing.com

Printed - 16:05 Saturday, 21 September 2019

2019 Ferrari Challenge Trofeo Pirelli UK

RACE 1 - STATISTICS

Competitors Started 18
Planned Start 2019-09-21 @ 15:20:00.000
Actual Start 2019-09-21 @ 15:28:05.321
Finish Time 2019-09-21 @ 15:59:53.790
Track Length 5.891km
Total Laps 180
Total Distance Covered 1060.380km

Session Fastest Lap History

NO	CL	NAME	LAP TIME	TIME OF DAY	LAP	VEHICLE
79	P	Jamie CLARKE	2:08.136	15:30:13.458	1	488 Challenge
79	P	Jamie CLARKE	2:07.046	15:49:10.497	7	488 Challenge
79	P	Jamie CLARKE	2:06.136	15:51:16.632	8	488 Challenge

Session Leader History

NO	CL	NAME	FROM LAP	LAPS LED	DISTANCE	VEHICLE
79	P	Jamie CLARKE	1	2	11.78 km	488 Challenge
60	P	Wayne MARRS	3	1	5.89 km	488 Challenge
79	P	Jamie CLARKE	4	9	53.01 km	488 Challenge

Flag History

TYPE	TIME OF DAY
GREEN	15:28:05.321
SAFETY	15:31:33.753
GREEN	15:47:02.470
FINISH	15:59:53.790

Flag Statistics

TYPE	COUNT	TOTAL LAPS	TOTAL TIME
Green	2	8	18:33.791
Red	0	0	0.000
Safety Car	1	4	15:28.716
FCY	0	0	0.000

2019 Ferrari Challenge Trofeo Pirelli UK

RACE 1 - STATISTICS

CLASS : P

7 Starters

Fastest Lap History

NO	NAME	LAP TIME	TIME OF DAY	LAP	VEHICLE
79	Jamie CLARKE	2:08.136	15:30:13.458	1	488 Challenge
79	Jamie CLARKE	2:06.136	15:51:16.632	8	488 Challenge

Leader History

NO	NAME	FROM LAP	LAPS LED	DISTANCE	VEHICLE
79	Jamie CLARKE	1	2	11.78 km	488 Challenge
60	Wayne MARRS	3	1	5.89 km	488 Challenge
79	Jamie CLARKE	4	9	53.01 km	488 Challenge

2019 Ferrari Challenge Trofeo Pirelli UK

RACE 1 - STATISTICS

CLASS : S

11 Starters

Fastest Lap History

NO	NAME	LAP TIME	TIME OF DAY	LAP	VEHICLE
18	David GROVER	2:21.094	15:30:26.415	1	488 Challenge
83	Richard GUY	2:11.205	15:32:31.121	2	488 Challenge
1	Alex MOSS	2:10.478	15:51:29.466	8	488 Challenge
83	Richard GUY	2:08.938	15:53:34.467	9	488 Challenge

Leader History

NO	NAME	FROM LAP	LAPS LED	DISTANCE	VEHICLE
83	Richard GUY	1	10	58.91 km	488 Challenge
69	Toby FLANNAGAN	11	2	11.78 km	488 Challenge

2019 Ferrari Challenge Trofeo Pirelli UK

QUALIFYING 2 - CLASSIFICATION

POS	NO	CL	PIC NAME	DEALERSHIP	ENTRY	TIME	ON	LAPS	GAP	DIFF	KPH
1	79	P	1 Jamie CLARKE	Stratstone, Manchester	488 Challenge	2:04.576	10	12			170.23
2	29	P	2 Jason BAKER	Dick Lovett, Swindon	488 Challenge	2:04.986	12	12	0.410	0.410	169.67
3	74	P	3 Andrew BRUCE	Meridien Modena	488 Challenge	2:06.872	6	7	2.296	1.886	167.15
4	10*	P	4 Henry SIMMONS	Maranello Sales	488 Challenge	2:07.362	8	8	2.786	0.490	166.51
5	6*	P	5 Paul HOGARTH	Stratstone, Manchester	488 Challenge	2:07.649	3	9	3.073	0.287	166.13
6	40*	S	1 Jamie THWAITES	JCT600 Brooklands Leeds	488 Challenge	2:07.746	12	12	3.170	0.097	166.01
7	69	S	2 Toby FLANNAGAN	Maranello Sales	488 Challenge	2:07.804	8	9	3.228	0.058	165.93
8	13	S	3 Stuart WILLSON	Graypaul, Nottingham	488 Challenge	2:08.062	10	12	3.486	0.258	165.60
9	27	P	6 Martin SMITH	Graypaul, Birmingham	488 Challenge	2:08.091	8	11	3.515	0.029	165.56
10	83	S	4 Richard GUY	Charles Hurst	488 Challenge	2:08.193	6	8	3.617	0.102	165.43
11	43	P	7 Josh KIRKWOOD-JONES	H R Owen, London	488 Challenge	2:08.263	5	7	3.687	0.070	165.34
12	60	P	8 Wayne MARRS	Dick Lovett, Swindon	488 Challenge	2:08.346	8	11	3.770	0.083	165.23
13	22	S	5 Gary REDMAN	Graypaul, Nottingham	488 Challenge	2:08.508	10	12	3.932	0.162	165.02
14	1	S	6 Alex MOSS	Graypaul, Birmingham	488 Challenge	2:08.906	9	11	4.330	0.398	164.51
15	18	S	7 David GROVER	H R Owen, London	488 Challenge	2:10.104	9	10	5.528	1.198	163.00
16	77	S	8 Paul SIMMERSON	Graypaul, Birmingham	488 Challenge	2:11.202	7	10	6.626	1.098	161.64
17	14	S	9 Imran KARA	Graypaul, Birmingham	488 Challenge	2:12.527	10	11	7.951	1.325	160.02
18	9	S	10 Paul STEVENS	Dick Lovett, Swindon	488 Challenge	2:13.747	10	11	9.171	1.220	158.56

QUALIFYING LAPTIME (120.0% of 2:04.576) = 2:29.491

No. 40 - 1 Lap time disallowed; exceeding track limits.
No. 6, 10 - 2 Lap times disallowed; exceeding track limits.

Weather / Track : Overcast / Dry

These results are provisional until the conclusion of any judicial and technical matters.

Silverstone GP

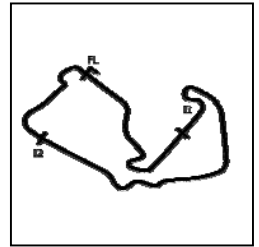
Circuit Length = 5.891 km

Start: 11:00 Flag 11:30 End: 11:32

Clerk Of Course :	Steward :	Timekeeper :

2019 Ferrari Challenge Trofeo Pirelli UK

QUALIFYING 2 - SECTOR ANALYSIS



SECTOR 1 = FL to I1, SECTOR 2 = I1 to I2, SECTOR 3 = I2 to FL, DIFF = Difference To Personal Best Lap, P = Crossed Finish Line in Pit Lane, D = Time Disallowed

P1		79 P		Jamie CLARKE			488 Challenge			
IDEAL LAP TIME : 2:04.576		BEST LAP TIME : 2:04.576			DIFFERENCE : 0.000					
LAP	SECTOR 1	SECTOR 2		SECTOR 3		LAP TIME	KPH	DIFF	TIME OF DAY	
1 -	OUTLAP	222.6	1:04.981	247.1	27.858	177.3			11:02:36.851	
2 -	37.757	246.5	1:02.242	248.2	26.469	173.9	2:06.468 (3)	167.69	1.892	11:04:43.319
3 -	37.594	246.0	1:01.110	248.8	26.423	175.0	2:05.127 (2)	169.48	0.551	11:06:48.446
4 -	40.602	154.0	1:05.801	240.0	27.697	176.4	2:14.100	158.14	9.524	11:09:02.546
5 -	38.158	240.0	1:04.425	247.1	29.231	171.1	2:11.814	160.89	7.238	11:11:14.360
6 -	37.873	245.4	1:08.365	191.1	31.273	175.3	2:17.511	154.22	12.935	11:13:31.871
7 -	41.351	166.4	1:04.545	247.7	IN PIT		2:19.738 P	151.76	15.162	11:15:51.609
8 -	OUTLAP	216.8	1:11.724	154.7	29.438	175.0	6:13.809	56.73	4:09.233	11:22:05.418
9 -	39.718	241.0	1:02.783	247.7	29.586	174.1	2:12.087	160.55	7.511	11:24:17.505
10 -	37.485	246.5	1:00.737	248.2	26.354	175.6	2:04.576 (1)	170.23		11:26:22.081
11 -	45.171	155.3	1:16.972	150.2	30.541	176.4	2:32.684	138.89	28.108	11:28:54.765
12 -	40.728	165.1	1:15.471	170.0	IN PIT		2:34.961 P	136.85	30.385	11:31:29.726

P2		29 P		Jason BAKER			488 Challenge			
IDEAL LAP TIME : 2:04.808		BEST LAP TIME : 2:04.986			DIFFERENCE : 0.178					
LAP	SECTOR 1	SECTOR 2		SECTOR 3		LAP TIME	KPH	DIFF	TIME OF DAY	
1 -	OUTLAP	206.5	1:08.057	242.6	28.234	173.6			11:02:24.333	
2 -	38.338	246.5	1:01.277	250.5	26.659	177.3	2:06.274	167.94	1.288	11:04:30.607
3 -	37.871	244.8	1:01.172	247.7	26.532	173.6	2:05.575 (3)	168.88	0.589	11:06:36.182
4 -	37.983	244.8	1:01.606	249.4	27.143	170.0	2:06.732	167.34	1.746	11:08:42.914
5 -	38.170	243.7	1:03.341	235.8	IN PIT		2:13.197 P	159.21	8.211	11:10:56.111
6 -	OUTLAP	188.8	1:08.565	201.8	29.875	174.4	5:23.844	65.48	3:18.858	11:16:19.955
7 -	37.962	243.7	1:01.810	246.5	IN PIT		2:11.997 P	160.66	7.011	11:18:31.952
8 -	OUTLAP	198.1	1:11.533	177.3	38.660	179.7	4:33.944	77.41	2:28.958	11:23:05.896
9 -	37.622	247.1	1:01.017	250.0	26.384	172.5	2:05.023 (2)	169.62	0.037	11:25:10.919
10 -	37.816	246.0	1:00.848	250.0	33.870	178.5	2:12.534	160.01	7.548	11:27:23.453
11 -	37.772	246.0	1:02.877	238.9	31.459	173.9	2:12.108	160.53	7.122	11:29:35.561
12 -	37.695	247.1	1:00.953	248.8	26.338	170.8	2:04.986 (1)	169.67		11:31:40.547

P3		74 P		Andrew BRUCE			488 Challenge			
IDEAL LAP TIME : 2:06.723		BEST LAP TIME : 2:06.872			DIFFERENCE : 0.149					
LAP	SECTOR 1	SECTOR 2		SECTOR 3		LAP TIME	KPH	DIFF	TIME OF DAY	
1 -	OUTLAP	171.4	1:10.826	240.0	28.186	169.5			11:02:49.465	
2 -	41.071	236.3	1:02.796	246.5	27.533	173.9	2:11.400 (3)	161.39	4.528	11:05:00.865
3 -	38.624	245.4	1:02.740	245.4	IN PIT		2:10.318 P	162.73	3.446	11:07:11.183
4 -	OUTLAP	228.3	1:05.640	247.7	27.443	172.8	4:39.391	75.90	2:32.519	11:11:50.574
5 -	38.386	239.4	1:01.564	246.5	27.008	175.6	2:06.958 (2)	167.04	0.086	11:13:57.532
6 -	38.266	244.3	1:01.713	247.1	26.893	174.7	2:06.872 (1)	167.15		11:16:04.404
7 -	40.327	185.8	1:08.485	206.5	IN PIT		2:22.498 P	148.82	15.626	11:18:26.902

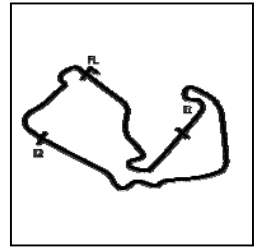
P4		10 P		Henry SIMMONS			488 Challenge			
IDEAL LAP TIME : 2:07.362		BEST LAP TIME : 2:07.362			DIFFERENCE : 0.000					
LAP	SECTOR 1	SECTOR 2		SECTOR 3		LAP TIME	KPH	DIFF	TIME OF DAY	
1 -	OUTLAP	230.2	1:08.762	192.1	29.103	174.4			11:13:46.445	
2 -	38.737	243.2	1:02.949	245.4	26.974	174.7	2:08.660 D	164.83	1.298	11:15:55.105
3 -	38.531	243.2	1:02.722	246.0	27.301	175.6	2:08.554 D	164.97	1.192	11:18:03.659
4 -	48.836	169.2	1:16.841	182.4	IN PIT		2:40.516 P	132.12	33.154	11:20:44.175
5 -	OUTLAP	239.4	1:03.844	244.3	27.277	173.9	4:02.709	87.37	1:55.347	11:24:46.884
6 -	38.543	242.6	1:02.497	247.1	27.068	173.9	2:08.108 (2)	165.54	0.746	11:26:54.992
7 -	38.777	240.5	1:08.846	244.8	26.995	175.3	2:14.618 (3)	157.53	7.256	11:29:09.610
8 -	38.324	244.3	1:02.236	246.0	26.802	172.2	2:07.362 (1)	166.51		11:31:16.972

Weather / Track : Overcast / Dry

Silverstone GP
Circuit Length = 5.891 km
Start: 11:00 Flag 11:30 End: 11:32

2019 Ferrari Challenge Trofeo Pirelli UK

QUALIFYING 2 - SECTOR ANALYSIS



SECTOR 1 = FL to I1, SECTOR 2 = I1 to I2, SECTOR 3 = I2 to FL, DIFF = Difference To Personal Best Lap, P = Crossed Finish Line in Pit Lane, D = Time Disallowed

P5		6 P		Paul HOGARTH		488 Challenge				
IDEAL LAP TIME : 2:07.086		BEST LAP TIME : 2:07.649		DIFFERENCE : 0.563						
LAP	SECTOR 1	SECTOR 2	SECTOR 3	LAP TIME	KPH	DIFF	TIME OF DAY			
1 -	OUTLAP	154.7	1:11.971	186.5	29.348	166.4				11:11:24.520
2 -	39.387	235.8	1:02.339	244.8	27.216	175.0	2:08.942 (3)	164.47	1.293	11:13:33.462
3 -	38.527	242.6	1:02.070	243.7	27.052	175.6	2:07.649 (1)	166.13		11:15:41.111
4 -	38.397	243.2	1:01.923	243.7	26.932	173.3	2:07.252 D	166.65		11:17:48.363
5 -	42.817	183.3	1:11.128	208.0	29.404	173.3	2:23.349	147.94	15.700	11:20:11.712
6 -	38.327	241.6	1:01.997	242.6	27.067	176.1	2:07.394 D	166.47		11:22:19.103
7 -	42.698	190.8	1:09.877	206.8	29.377	175.0	2:21.952	149.39	14.303	11:24:41.055
8 -	38.695	241.0	1:01.827	243.2	27.198	167.7	2:07.720 (2)	166.04	0.071	11:26:48.775
9 -	46.998	170.6	1:12.488	210.9	IN PIT		2:29.493 P	141.86	21.844	11:29:18.268

P6		40 S		Jamie THWAITES		488 Challenge				
IDEAL LAP TIME : 2:07.090		BEST LAP TIME : 2:07.746		DIFFERENCE : 0.656						
LAP	SECTOR 1	SECTOR 2	SECTOR 3	LAP TIME	KPH	DIFF	TIME OF DAY			
1 -	OUTLAP	149.1	1:15.729	241.0	29.323	166.9				11:03:02.363
2 -	40.705	241.6	1:03.791	247.7	27.510	176.7	2:12.006	160.65	4.260	11:05:14.369
3 -	39.057	245.4	1:04.663	243.2	27.499	175.6	2:11.219	161.61	3.473	11:07:25.588
4 -	39.000	245.4	1:03.003	248.2	26.996	176.1	2:08.999 (3)	164.40	1.253	11:09:34.587
5 -	39.161	240.5	1:03.497	247.1	27.028	176.1	2:09.686	163.53	1.940	11:11:44.273
6 -	45.668	179.4	1:07.818	242.1	IN PIT		2:34.812 P	136.98	27.066	11:14:19.085
7 -	OUTLAP	229.2	1:15.485	189.8	29.232	175.8	4:54.093	72.11	2:46.347	11:19:13.178
8 -	38.910	245.4	1:02.638	249.4	26.961	176.4	2:08.509 (2)	165.02	0.763	11:21:21.687
9 -	38.374	242.1	1:02.022	250.0	26.808	178.5	2:07.204 D	166.72		11:23:28.891
10 -	43.738	212.1	1:12.836	208.0	IN PIT		2:34.781 P	137.01	27.035	11:26:03.672
11 -	OUTLAP	235.8	1:06.008	247.1	27.897	176.1	3:41.202	95.87	1:33.456	11:29:44.874
12 -	38.570	245.4	1:02.482	247.1	26.694	180.0	2:07.746 (1)	166.01		11:31:52.620

P7		69 S		Toby FLANNAGAN		488 Challenge				
IDEAL LAP TIME : 2:07.804		BEST LAP TIME : 2:07.804		DIFFERENCE : 0.000						
LAP	SECTOR 1	SECTOR 2	SECTOR 3	LAP TIME	KPH	DIFF	TIME OF DAY			
1 -	OUTLAP	177.0	1:11.792	236.8	28.668	169.0				11:02:50.303
2 -	40.862	238.4	1:03.799	243.7	27.465	173.3	2:12.126	160.51	4.322	11:05:02.429
3 -	39.458	241.0	1:03.072	243.2	27.244	171.1	2:09.774 (3)	163.41	1.970	11:07:12.203
4 -	38.923	241.0	1:02.823	246.0	27.340	171.7	2:09.086 (2)	164.29	1.282	11:09:21.289
5 -	39.007	242.1	1:03.071	244.3	IN PIT		2:11.578 P	161.17	3.774	11:11:32.867
6 -	OUTLAP	188.1	1:09.699	243.2	29.465	160.2	4:55.056	71.87	2:47.252	11:16:27.923
7 -	40.769	238.4	1:02.590	245.4	26.881	173.0	2:10.240	162.83	2.436	11:18:38.163
8 -	38.663	241.0	1:02.359	244.3	26.782	172.8	2:07.804 (1)	165.93		11:20:45.967
9 -	44.706	181.2	1:13.752	173.3	IN PIT		2:34.724 P	137.06	26.920	11:23:20.691

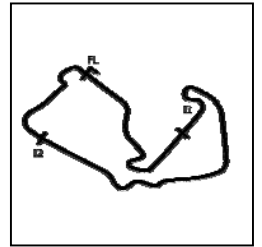
P8		13 S		Stuart WILLSON		488 Challenge				
IDEAL LAP TIME : 2:08.057		BEST LAP TIME : 2:08.062		DIFFERENCE : 0.005						
LAP	SECTOR 1	SECTOR 2	SECTOR 3	LAP TIME	KPH	DIFF	TIME OF DAY			
1 -	OUTLAP	209.3	1:10.198	243.2	29.587	161.4				11:03:59.527
2 -	39.877	241.0	1:03.796	244.3	27.420	170.6	2:11.093	161.77	3.031	11:06:10.620
3 -	38.821	243.7	1:02.890	244.8	27.228	172.8	2:08.939 (3)	164.47	0.877	11:08:19.559
4 -	38.733	242.6	1:03.839	243.7	27.500	170.8	2:10.072	163.04	2.010	11:10:29.631
5 -	38.716	242.1	1:02.965	244.8	27.269	169.0	2:08.950	164.46	0.888	11:12:38.581
6 -	39.051	242.1	1:03.718	248.2	27.951	171.7	2:10.720	162.23	2.658	11:14:49.301
7 -	39.293	242.1	1:03.375	245.4	IN PIT		2:13.847 P	158.44	5.785	11:17:03.148
8 -	OUTLAP	186.8	1:10.858	171.9	39.294	168.2	6:04.134	58.24	3:56.072	11:23:07.282
9 -	39.213	243.2	1:05.158	230.7	27.710	174.1	2:12.081	160.56	4.019	11:25:19.363
10 -	38.693	243.7	1:02.376	246.0	26.993	171.9	2:08.062 (1)	165.60		11:27:27.425
11 -	38.730	244.3	1:02.371	246.0	27.525	170.6	2:08.626 (2)	164.87	0.564	11:29:36.051
12 -	38.873	242.6	1:02.691	247.7	IN PIT		2:13.977 P	158.29	5.915	11:31:50.028

Weather / Track : Overcast / Dry

Silverstone GP
Circuit Length = 5.891 km
Start: 11:00 Flag 11:30 End: 11:32

2019 Ferrari Challenge Trofeo Pirelli UK

QUALIFYING 2 - SECTOR ANALYSIS



SECTOR 1 = FL to I1, SECTOR 2 = I1 to I2, SECTOR 3 = I2 to FL, DIFF = Difference To Personal Best Lap, P = Crossed Finish Line in Pit Lane, D = Time Disallowed

P9		27 P		Martin SMITH			488 Challenge			
IDEAL LAP TIME : 2:08.076		BEST LAP TIME : 2:08.091			DIFFERENCE : 0.015					
LAP	SECTOR 1	SECTOR 2	SECTOR 3	LAP TIME	KPH	DIFF	TIME OF DAY			
1 -	OUTLAP	215.5	1:07.206	210.9	27.986	170.0			11:02:27.270	
2 -	39.117	242.1	1:02.965	244.8	27.102	171.1	2:09.184 (2)	164.16	1.093	11:04:36.454
3 -	40.284	176.7	1:05.252	192.1	32.277	169.0	2:17.813	153.88	9.722	11:06:54.267
4 -	38.945	241.0	1:03.035	244.3	27.538	168.7	2:09.518 (3)	163.74	1.427	11:09:03.785
5 -	39.091	240.0	1:05.285	243.7	IN PIT		2:13.922 P	158.35	5.831	11:11:17.707
6 -	OUTLAP	219.0	1:08.809	189.4	29.683	171.4	7:50.351	45.08	5:42.260	11:19:08.058
7 -	40.278	238.9	1:03.940	243.7	27.257	171.9	2:11.475	161.30	3.384	11:21:19.533
8 -	38.375	241.0	1:02.599	242.6	27.117	173.0	2:08.091 (1)	165.56		11:23:27.624
9 -	38.660	241.0	1:03.495	190.8	33.934	142.1	2:16.089	155.83	7.998	11:25:43.713
10 -	44.303	232.7	1:07.758	191.8	29.351	170.6	2:21.412	149.97	13.321	11:28:05.125
11 -	38.712	241.0	1:03.193	239.4	IN PIT		2:11.017 P	161.86	2.926	11:30:16.142

P10		83 S		Richard GUY			488 Challenge			
IDEAL LAP TIME : 2:07.997		BEST LAP TIME : 2:08.193			DIFFERENCE : 0.196					
LAP	SECTOR 1	SECTOR 2	SECTOR 3	LAP TIME	KPH	DIFF	TIME OF DAY			
1 -	OUTLAP	226.4	1:05.257	247.1	28.936	172.8				11:02:37.713
2 -	39.270	243.7	1:04.560	241.0	27.887	174.4	2:11.717 (3)	161.00	3.524	11:04:49.430
3 -	38.951	242.6	1:02.851	248.8	27.201	174.7	2:09.003 (2)	164.39	0.810	11:06:58.433
4 -	40.331	237.3	1:03.301	247.1	IN PIT		2:11.266 P	161.56	3.073	11:09:09.699
5 -	OUTLAP	234.7	1:04.438	246.5	27.981	172.8	4:34.529	77.25	2:26.336	11:13:44.228
6 -	38.431	247.1	1:02.624	250.0	27.138	178.8	2:08.193 (1)	165.43		11:15:52.421
7 -	38.235	229.7	1:11.588	210.9	28.145	178.2	2:17.968	153.71	9.775	11:18:10.389
8 -	43.116	160.7	1:16.703	194.2	IN PIT		2:36.581 P	135.44	28.388	11:20:46.970

P11		43 P		Josh KIRKWOOD-JONES			488 Challenge			
IDEAL LAP TIME : 2:08.263		BEST LAP TIME : 2:08.263			DIFFERENCE : 0.000					
LAP	SECTOR 1	SECTOR 2	SECTOR 3	LAP TIME	KPH	DIFF	TIME OF DAY			
1 -	OUTLAP	175.0	1:26.108	179.7	36.198	127.0				11:03:10.419
2 -	52.188	133.1	1:20.754	198.8	IN PIT		2:47.622 P	126.52	39.359	11:05:58.041
3 -	OUTLAP	233.2	1:08.207	213.4	30.808	164.6	5:20.006	66.27	3:11.743	11:11:18.047
4 -	38.917	243.2	1:02.974	243.7	27.109	174.1	2:09.000 (2)	164.40	0.737	11:13:27.047
5 -	38.819	241.0	1:02.555	244.8	26.889	173.9	2:08.263 (1)	165.34		11:15:35.310
6 -	38.972	241.0	1:02.938	246.0	27.739	171.7	2:09.649 (3)	163.57	1.386	11:17:44.959
7 -	39.015	240.0	1:06.765	166.4	IN PIT		2:19.118 P	152.44	10.855	11:20:04.077

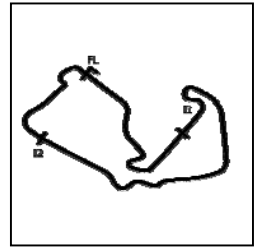
P12		60 P		Wayne MARRS			488 Challenge			
IDEAL LAP TIME : 2:08.346		BEST LAP TIME : 2:08.346			DIFFERENCE : 0.000					
LAP	SECTOR 1	SECTOR 2	SECTOR 3	LAP TIME	KPH	DIFF	TIME OF DAY			
1 -	OUTLAP	175.0	1:08.012	218.1	27.770	173.0				11:02:25.959
2 -	39.181	242.1	1:02.896	248.2	27.756	172.8	2:09.833	163.34	1.487	11:04:35.792
3 -	39.671	240.5	1:02.566	248.2	27.486	171.7	2:09.723	163.48	1.377	11:06:45.515
4 -	39.020	240.5	1:02.929	247.7	27.315	171.9	2:09.264	164.06	0.918	11:08:54.779
5 -	45.559	181.2	1:06.546	245.4	IN PIT		2:20.087 P	151.38	11.741	11:11:14.866
6 -	OUTLAP	227.8	1:09.176	159.7	28.801	173.0	9:29.369	37.24	7:21.023	11:20:44.235
7 -	39.167	241.0	1:03.043	249.4	27.166	175.8	2:09.376	163.92	1.030	11:22:53.611
8 -	38.771	240.0	1:02.425	247.7	27.150	173.9	2:08.346 (1)	165.23		11:25:01.957
9 -	39.008	240.5	1:02.867	247.7	27.249	174.4	2:09.124 (3)	164.24	0.778	11:27:11.081
10 -	42.307	228.8	1:05.561	243.7	27.654	174.7	2:15.522	156.48	7.176	11:29:26.603
11 -	38.956	242.1	1:02.705	247.7	27.347	172.8	2:09.008 (2)	164.38	0.662	11:31:35.611

Weather / Track : Overcast / Dry

Silverstone GP
Circuit Length = 5.891 km
Start: 11:00 Flag 11:30 End: 11:32

2019 Ferrari Challenge Trofeo Pirelli UK

QUALIFYING 2 - SECTOR ANALYSIS



SECTOR 1 = FL to I1, SECTOR 2 = I1 to I2, SECTOR 3 = I2 to FL, DIFF = Difference To Personal Best Lap, P = Crossed Finish Line in Pit Lane, D = Time Disallowed

P13		22 S		Gary REDMAN		488 Challenge	
IDEAL LAP TIME : 2:08.508		BEST LAP TIME : 2:08.508		DIFFERENCE : 0.000			
LAP	SECTOR 1	SECTOR 2	SECTOR 3	LAP TIME	KPH	DIFF	TIME OF DAY
1 -	OUTLAP	177.6	1:13.460	205.7	29.599	167.4	
2 -	40.338	220.4	1:05.314	240.5	28.066	168.7	2:13.718
3 -	40.501	241.6	1:03.950	246.0	28.023	169.5	2:12.474
4 -	39.333	242.6	1:03.331	247.1	27.740	171.7	2:10.404 (3)
5 -	39.266	242.1	1:03.887	244.8	IN PIT		2:15.643 P
6 -	OUTLAP	213.4	1:07.931	243.7	29.358	166.6	7:03.062
7 -	39.595	241.6	1:03.342	243.7	27.989	171.9	2:10.926
8 -	38.596	246.0	1:02.868	245.4	28.390	154.0	2:09.854 (2)
9 -	46.467	171.1	1:07.475	237.8	29.387	171.9	2:23.329
10 -	38.487	244.8	1:02.530	246.0	27.491	165.6	2:08.508 (1)
11 -	38.914	238.4	1:03.855	245.4	30.206	170.8	2:12.975
12 -	38.779	246.0	1:02.957	246.5	IN PIT		2:16.620 P

P14		1 S		Alex MOSS		488 Challenge	
IDEAL LAP TIME : 2:08.358		BEST LAP TIME : 2:08.906		DIFFERENCE : 0.548			
LAP	SECTOR 1	SECTOR 2	SECTOR 3	LAP TIME	KPH	DIFF	TIME OF DAY
1 -	OUTLAP	178.8	1:11.071	243.7	29.354	164.3	
2 -	39.971	235.8	1:03.709	243.2	27.355	171.7	2:11.035
3 -	39.262	237.3	1:03.583	244.8	26.999	169.8	2:09.844
4 -	39.045	241.0	1:03.260	243.2	27.204	165.1	2:09.509
5 -	39.506	240.5	1:03.234	244.3	27.007	171.1	2:09.747
6 -	46.158	191.4	1:06.806	208.0	IN PIT		2:28.953 P
7 -	OUTLAP	210.5	1:10.253	239.4	29.322	166.6	7:48.707
8 -	39.051	241.6	1:03.439	243.2	27.222	166.6	2:09.712
9 -	38.972	243.2	1:02.790	247.1	27.144	171.7	2:08.906 (1)
10 -	38.661	242.6	1:02.936	247.1	27.472	161.4	2:09.069 (2)
11 -	39.222	242.1	1:02.698	247.7	27.421	167.9	2:09.341 (3)

P15		18 S		David GROVER		488 Challenge	
IDEAL LAP TIME : 2:09.817		BEST LAP TIME : 2:10.104		DIFFERENCE : 0.287			
LAP	SECTOR 1	SECTOR 2	SECTOR 3	LAP TIME	KPH	DIFF	TIME OF DAY
1 -	OUTLAP	198.8	1:11.072	233.7	29.090	160.7	
2 -	40.707	234.2	1:07.980	224.0	29.963	163.6	2:18.650
3 -	40.381	236.3	1:06.463	241.0	27.735	164.8	2:14.579
4 -	40.453	237.3	1:05.287	234.7	IN PIT		2:13.553 P
5 -	OUTLAP	224.5	1:07.694	236.8	28.376	164.8	5:14.311
6 -	40.169	236.3	1:04.194	240.0	27.440	169.5	2:11.803
7 -	39.804	237.3	1:04.258	240.5	27.342	166.9	2:11.404 (3)
8 -	39.140	238.4	1:04.045	241.0	27.284	168.4	2:10.469 (2)
9 -	38.965	238.9	1:03.568	240.0	27.571	168.2	2:10.104 (1)
10 -	39.948	234.2	1:08.362	221.3	IN PIT		2:14.491 P

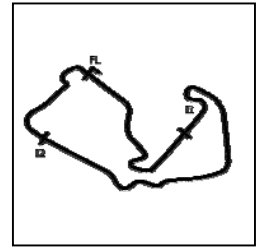
P16		77 S		Paul SIMMERSON		488 Challenge	
IDEAL LAP TIME : 2:10.883		BEST LAP TIME : 2:11.202		DIFFERENCE : 0.319			
LAP	SECTOR 1	SECTOR 2	SECTOR 3	LAP TIME	KPH	DIFF	TIME OF DAY
1 -	OUTLAP	154.5	1:15.199	235.8	33.886	159.7	
2 -	40.283	236.8	1:04.163	243.2	27.839	169.2	2:12.285
3 -	40.336	235.2	1:04.268	244.3	IN PIT		2:17.925 P
4 -	OUTLAP	148.5	1:16.871	169.2	30.840	167.4	7:22.850
5 -	40.193	236.8	1:04.107	242.1	27.266	174.7	2:11.566 (2)
6 -	40.491	223.1	1:04.074	242.1	27.422	169.8	2:11.987 (3)
7 -	40.009	237.3	1:03.608	243.2	27.585	171.1	2:11.202 (1)
8 -	48.599	184.6	1:11.159	221.3	IN PIT		2:32.043 P
9 -	OUTLAP	219.9	1:07.081	237.3	30.145	160.0	3:49.952
10 -	42.018	234.7	1:15.046	165.8	IN PIT		2:33.591 P

Weather / Track : Overcast / Dry

Silverstone GP
Circuit Length = 5.891 km
Start: 11:00 Flag 11:30 End: 11:32

2019 Ferrari Challenge Trofeo Pirelli UK

QUALIFYING 2 - SECTOR ANALYSIS



SECTOR 1 = FL to I1, SECTOR 2 = I1 to I2, SECTOR 3 = I2 to FL, DIFF = Difference To Personal Best Lap, P = Crossed Finish Line in Pit Lane, D = Time Disallowed

P17		14 S		Imran KARA			488 Challenge				
IDEAL LAP TIME : 2:12.055		BEST LAP TIME : 2:12.527			DIFFERENCE : 0.472						
LAP	SECTOR 1	SECTOR 2		SECTOR 3		LAP TIME	KPH	DIFF	TIME OF DAY		
1 -	OUTLAP	127.5	1:18.308	225.9	32.063	146.9			11:03:55.382		
2 -	46.660	220.8	1:09.459	171.4	29.503	164.6	2:25.622	145.63	13.095	11:06:21.004	
3 -	40.965	236.3	1:04.467	243.7	28.419	162.8	2:13.851 (3)	158.44	1.324	11:08:34.855	
4 -	41.203	234.2	1:05.008	243.2	28.158	164.8	2:14.369	157.83	1.842	11:10:49.224	
5 -	41.354	235.8	1:04.763	244.8	IN PIT		2:28.208 P	143.09	15.681	11:13:17.432	
6 -	OUTLAP	234.2	1:05.781	244.3	28.269	169.8	4:23.385	80.51	2:10.858	11:17:40.817	
7 -	40.240	237.8	1:09.665	223.1	27.874	168.4	2:17.779	153.92	5.252	11:19:58.596	
8 -	40.211	237.8	1:05.675	244.3	28.528	142.8	2:14.414	157.77	1.887	11:22:13.010	
9 -	40.417	238.9	1:05.231	243.2	27.809	164.1	2:13.457 (2)	158.90	0.930	11:24:26.467	
10 -	40.364	236.8	1:04.035	244.3	28.128	161.9	2:12.527 (1)	160.02		11:26:38.994	
11 -	49.924	138.4	1:27.389	220.8	IN PIT		3:01.692 P	116.72	49.165	11:29:40.686	

P18		9 S		Paul STEVENS			488 Challenge				
IDEAL LAP TIME : 2:13.747		BEST LAP TIME : 2:13.747			DIFFERENCE : 0.000						
LAP	SECTOR 1	SECTOR 2		SECTOR 3		LAP TIME	KPH	DIFF	TIME OF DAY		
1 -	OUTLAP	204.1	1:15.652	228.3	32.991	144.0			11:02:47.717		
2 -	44.276	150.4	1:08.814	237.8	29.639	156.9	2:22.729	148.58	8.982	11:05:10.446	
3 -	41.820	233.2	1:07.796	234.2	29.649	160.9	2:19.265	152.28	5.518	11:07:29.711	
4 -	41.123	233.7	1:06.762	240.0	29.508	163.8	2:17.393 (3)	154.35	3.646	11:09:47.104	
5 -	40.515	234.2	1:06.137	238.9	29.247	164.3	2:15.899 (2)	156.05	2.152	11:12:03.003	
6 -	41.115	235.8	1:07.667	219.5	IN PIT		2:26.847 P	144.41	13.100	11:14:29.850	
7 -	OUTLAP	205.3	1:14.657	231.7	31.660	149.3	5:18.809	66.52	3:05.062	11:19:48.659	
8 -	42.769	227.3	1:09.723	211.3	32.069	127.2	2:24.561	146.70	10.814	11:22:13.220	
9 -	43.822	222.6	1:07.195	235.2	29.857	165.1	2:20.874	150.54	7.127	11:24:34.094	
10 -	39.601	237.8	1:05.721	237.8	28.425	160.7	2:13.747 (1)	158.56		11:26:47.841	
11 -	1:03.498	202.6	1:14.204	183.9	IN PIT		3:02.523 P	116.19	48.776	11:29:50.364	

2019 Ferrari Challenge Trofeo Pirelli UK

QUALIFYING 2 - BEST SECTORS

SECTOR 1			SECTOR 2			SECTOR 3			IDEAL / BEST COMPARISON						
POS	NO	NAME	TIME	NO	NAME	TIME	NO	NAME	TIME	POS	NO	NAME	IDEAL	BEST	DIFF
													PERFECT LAP	2:04.560	
1	79	CLARKE	37.485	79	CLARKE	1:00.737	29	BAKER	26.338	1	79	CLARKE	2:04.576	2:04.576	0.000
2	29	BAKER	37.622	29	BAKER	1:00.848	79	CLARKE	26.354	2	29	BAKER	2:04.808	2:04.986	0.178
3	83	GUY	38.235	74	BRUCE	1:01.564	40	THWAITES	26.694	3	74	BRUCE	2:06.723	2:06.872	0.149
4	74	BRUCE	38.266	6	HOGARTH	1:01.827	69	FLANNAGAN	26.782	4	6	HOGARTH	2:07.086	2:07.649	0.563
5	10	SIMMONS	38.324	40	THWAITES	1:02.022	10	SIMMONS	26.802	5	40	THWAITES	2:07.090	2:07.746	0.656
6	6	HOGARTH	38.327	10	SIMMONS	1:02.236	43	KIRKWOOD-JONES	26.889	6	10	SIMMONS	2:07.362	2:07.362	0.000
7	40	THWAITES	38.374	69	FLANNAGAN	1:02.359	74	BRUCE	26.893	7	69	FLANNAGAN	2:07.804	2:07.804	0.000
8	27	SMITH	38.375	13	WILLSON	1:02.371	6	HOGARTH	26.932	8	83	GUY	2:07.997	2:08.193	0.196
9	22	REDMAN	38.487	60	MARRS	1:02.425	13	WILLSON	26.993	9	13	WILLSON	2:08.057	2:08.062	0.005
10	1	MOSS	38.661	22	REDMAN	1:02.530	1	MOSS	26.999	10	27	SMITH	2:08.076	2:08.091	0.015
11	69	FLANNAGAN	38.663	43	KIRKWOOD-JONES	1:02.555	27	SMITH	27.102	11	43	KIRKWOOD-JONES	2:08.263	2:08.263	0.000
12	13	WILLSON	38.693	27	SMITH	1:02.599	83	GUY	27.138	12	60	MARRS	2:08.346	2:08.346	0.000
13	60	MARRS	38.771	83	GUY	1:02.624	60	MARRS	27.150	13	1	MOSS	2:08.358	2:08.906	0.548
14	43	KIRKWOOD-JONES	38.819	1	MOSS	1:02.698	77	SIMMERSON	27.266	14	22	REDMAN	2:08.508	2:08.508	0.000
15	18	GROVER	38.965	18	GROVER	1:03.568	18	GROVER	27.284	15	18	GROVER	2:09.817	2:10.104	0.287
16	9	STEVENS	39.601	77	SIMMERSON	1:03.608	22	REDMAN	27.491	16	77	SIMMERSON	2:10.883	2:11.202	0.319
17	77	SIMMERSON	40.009	14	KARA	1:04.035	14	KARA	27.809	17	14	KARA	2:12.055	2:12.527	0.472
18	14	KARA	40.211	9	STEVENS	1:05.721	9	STEVENS	28.425	18	9	STEVENS	2:13.747	2:13.747	0.000

Weather / Track : Overcast / Dry

Results can be found at www.tsl-timing.com

Silverstone GP

Circuit Length = 5.891 km

Start: 11:00 Flag 11:30 End: 11:32

Printed - 11:37 Sunday, 22 September 2019

2019 Ferrari Challenge Trofeo Pirelli UK

QUALIFYING 2 - STATISTICS

Competitors Started 18
Planned Start 2019-09-22 @ 11:00:00.000
Actual Start 2019-09-22 @ 11:00:00.891
Finish Time 2019-09-22 @ 11:30:03.084
Track Length 5.891km
Total Laps 183
Total Distance Covered 1078.053km

Session Fastest Lap History

NO	CL	NAME	LAP TIME	TIME OF DAY	LAP	VEHICLE
29	P	Jason BAKER	2:06.274	11:04:30.609	2	488 Challenge
29	P	Jason BAKER	2:05.575	11:06:36.184	3	488 Challenge
79	P	Jamie CLARKE	2:05.127	11:06:48.447	3	488 Challenge
29	P	Jason BAKER	2:05.023	11:25:10.920	9	488 Challenge
79	P	Jamie CLARKE	2:04.576	11:26:22.082	10	488 Challenge

Flag History

TYPE	TIME OF DAY
GREEN	11:00:00.891
FINISH	11:30:03.084

Flag Statistics

TYPE	COUNT	TOTAL LAPS	TOTAL TIME
Green	1	12	32:16.191
Red	0	0	0.000
Safety Car	0	0	0.000
FCY	0	0	0.000

2019 Ferrari Challenge Trofeo Pirelli UK

QUALIFYING 2 - STATISTICS

CLASS : P

8 Starters

Fastest Lap History

NO	NAME	LAP TIME	TIME OF DAY	LAP	VEHICLE
29	Jason BAKER	2:06.274	11:04:30.609	2	488 Challenge
29	Jason BAKER	2:05.575	11:06:36.184	3	488 Challenge
79	Jamie CLARKE	2:05.127	11:06:48.447	3	488 Challenge
29	Jason BAKER	2:05.023	11:25:10.920	9	488 Challenge
79	Jamie CLARKE	2:04.576	11:26:22.082	10	488 Challenge

2019 Ferrari Challenge Trofeo Pirelli UK

QUALIFYING 2 - STATISTICS

CLASS : S


10 Starters

Fastest Lap History

NO	NAME	LAP TIME	TIME OF DAY	LAP	VEHICLE
83	Richard GUY	2:11.717	11:04:49.431	2	488 Challenge
1	Alex MOSS	2:11.035	11:05:58.173	2	488 Challenge
83	Richard GUY	2:09.003	11:06:58.434	3	488 Challenge
13	Stuart WILLSON	2:08.939	11:08:19.560	3	488 Challenge
83	Richard GUY	2:08.193	11:15:52.423	6	488 Challenge
69	Toby FLANNAGAN	2:07.804	11:20:45.968	8	488 Challenge
40	Jamie THWAITES	2:07.746	11:31:52.619	12	488 Challenge

2019 Ferrari Challenge Trofeo Pirelli UK

RACE 2 - GRID (30 minutes)

ROW 18	18	9	2:13.747 Paul STEVENS
ROW 17	17	14	2:12.527 Imran KARA
ROW 16	16	77	2:11.202 Paul SIMMERSON
ROW 15	15	18	2:10.104 David GROVER
ROW 14	14	1	2:08.906 Alex MOSS
ROW 13	13	22	2:08.508 Gary REDMAN
ROW 12	12	60	2:08.346 Wayne MARRS
ROW 11	11	43	2:08.263 Josh KIRKWOOD-JONES
ROW 10	10	83	2:08.193 Richard GUY
ROW 9	9	27	2:08.091 Martin SMITH
ROW 8	8	13	2:08.062 Stuart WILLSON
ROW 7	7	69	2:07.804 Toby FLANNAGAN
ROW 6	6	40	2:07.746 Jamie THWAITES
ROW 5	5	6	2:07.649 Paul HOGARTH
ROW 4	4	10	2:07.362 Henry SIMMONS
ROW 3	3	74	2:06.872 Andrew BRUCE
ROW 2	2	29	2:04.986 Jason BAKER
ROW 1	1	79	2:04.576 Jamie CLARKE
Pole			
			

Silverstone GP
Circuit Length = 5.891 km

These results are provisional until the conclusion of any judicial and technical matters.

Clerk Of Course :	Steward :	Timekeeper :

2019 Ferrari Challenge Trofeo Pirelli UK

RACE 2 - CLASSIFICATION

POS	NO	CL	PIC NAME	DEALERSHIP	ENTRY	LAPS	TIME	GAP	DIFF	KPH	BEST	ON
1	79	P	1 Jamie CLARKE	Stratstone, Manchester	488 Challenge	13	31:22.398			146.46	2:19.233	7
2	29	P	2 Jason BAKER	Dick Lovett, Swindon	488 Challenge	13	31:22.775	0.377	0.377	146.43	2:19.219	7
3	6	P	3 Paul HOGARTH	Stratstone, Manchester	488 Challenge	13	31:44.686	22.288	21.911	144.74	2:20.872	5
4	10	P	4 Henry SIMMONS	Maranello Sales	488 Challenge	13	31:45.537	23.139	0.851	144.68	2:21.317	4
5	74	P	5 Andrew BRUCE	Meridien Modena	488 Challenge	13	31:46.592	24.194	1.055	144.60	2:20.752	5
6	27	P	6 Martin SMITH	Graypaul, Birmingham	488 Challenge	13	32:09.734	47.336	23.142	142.86	2:22.294	7
7	13	S	1 Stuart WILLSON	Graypaul, Nottingham	488 Challenge	13	32:19.520	57.122	9.786	142.14	2:23.046	5
8	60	P	7 Wayne MARRS	Dick Lovett, Swindon	488 Challenge	13	32:24.952	1:02.554	5.432	141.75	2:24.081	7
9	40	S	2 Jamie THWAITES	JCT600 Brooklands Leeds	488 Challenge	13	32:25.824	1:03.426	0.872	141.68	2:23.980	5
10	1	S	3 Alex MOSS	Graypaul, Birmingham	488 Challenge	13	32:26.181	1:03.783	0.357	141.66	2:23.648	7
11	18	S	4 David GROVER	H R Owen, London	488 Challenge	13	32:26.605	1:04.207	0.424	141.63	2:22.313	8
12	83	S	5 Richard GUY	Charles Hurst	488 Challenge	13	32:29.746	1:07.348	3.141	141.40	2:23.071	10
13	14	S	6 Imran KARA	Graypaul, Birmingham	488 Challenge	13	32:30.254	1:07.856	0.508	141.36	2:23.937	13
14	77	S	7 Paul SIMMERSON	Graypaul, Birmingham	488 Challenge	13	32:30.588	1:08.190	0.334	141.34	2:23.383	13
15	22	S	8 Gary REDMAN	Graypaul, Nottingham	488 Challenge	13	33:00.125	1:37.727	29.537	139.23	2:25.388	7
16	69	S	9 Toby FLANNAGAN	Maranello Sales	488 Challenge	13	33:34.533	2:12.135	34.408	136.85	2:26.082	4
17	9	S	10 Paul STEVENS	Dick Lovett, Swindon	488 Challenge	13	33:39.078	2:16.680	4.545	136.54	2:28.114	10

NOT CLASSIFIED

DNF	43	P	Josh KIRKWOOD-JONES	H R Owen, London	488 Challenge	11	27:30.806	2 Laps	2 Laps	141.31	2:22.741	7
-----	----	---	---------------------	------------------	---------------	----	-----------	--------	--------	--------	----------	---

FASTEST LAP

29	P	Jason BAKER	Dick Lovett, Swindon	488 Challenge	7	2:19.219	94.65 mph	152.33 kph
18	S	David GROVER	H R Owen, London	488 Challenge	8	2:22.313	92.59 mph	149.02 kph

Cars 69 & 74 - transponder stopped working

Weather / Track : Overcast / Wet

These results are provisional until the conclusion of any judicial and technical matters.

Silverstone GP

Circuit Length = 5.891 km

Start: 15:21 Flag 15:52 End: 15:55

Clerk Of Course :	Steward :	Timekeeper :
-------------------	-----------	--------------

2019 Ferrari Challenge Trofeo Pirelli UK

RACE 2 - LAP CHART

LAP 1 @ 15:24:15.326			LAP 2 @ 15:27:04.560			LAP 3 @ 15:29:24.327			LAP 4 @ 15:31:43.688			LAP 5 @ 15:34:03.065		
NO	BEHIND	LAP TIME	NO	BEHIND	LAP TIME	NO	BEHIND	LAP TIME	NO	BEHIND	LAP TIME	NO	BEHIND	LAP TIME
79		2:51.101	79		2:49.234	79		2:19.767	79		2:19.361	79		2:19.377
29	1.046	2:52.147	29	0.663	2:48.851	29	1.309	2:20.413	29	1.181	2:19.233	29	1.102	2:19.298
74	1.500	2:52.601	74	1.167	2:48.901	10	4.453	2:22.715	10	6.409	2:21.317	10	8.379	2:21.347
10	2.046	2:53.147	10	1.505	2:48.693	74	4.928	2:23.528	74	7.699	2:22.132	74	9.074	2:20.752
6	2.727	2:53.828	6	2.025	2:48.532	6	5.684	2:23.426	6	8.200	2:21.877	6	9.695	2:20.872
40	4.066	2:55.167	40	2.590	2:47.758	13	8.592	2:24.913	13	13.332	2:24.101	13	17.001	2:23.046
69	4.639	2:55.740	69	2.970	2:47.565	40	9.999	2:27.176	40	15.167	2:24.529	40	19.770	2:23.980
13	5.654	2:56.755	13	3.446	2:47.026	69	10.280	2:27.077	83	16.491	2:24.730	27	22.539	2:24.424
27	6.406	2:57.507	27	3.909	2:46.737	27	10.779	2:26.637	69	17.001	2:26.082	60	24.806	2:25.031
83	7.059	2:58.160	83	4.476	2:46.651	83	11.122	2:26.413	27	17.492	2:26.074	43	25.088	2:25.031
43	9.094	3:00.195	43	6.285	2:46.425	43	11.822	2:25.304	60	19.152	2:25.728	22	27.257	2:25.955
60	10.290	3:01.391	60	6.455	2:45.399	60	12.785	2:26.097	43	19.434	2:26.973	1	27.932	2:25.831
22	11.318	3:02.419	22	7.240	2:45.156	22	14.194	2:26.721	22	20.679	2:25.846	18	28.662	2:25.997
1	12.243	3:03.344	1	8.250	2:45.241	1	14.990	2:26.507	1	21.478	2:25.849	69	29.380	2:31.756
18	13.178	3:04.279	18	8.834	2:44.890	18	16.168	2:27.101	18	22.042	2:25.235	77	30.068	2:26.430
77	13.961	3:05.062	77	9.379	2:44.652	77	16.921	2:27.309	77	23.015	2:25.455	14	30.734	2:26.051
14	16.138	3:07.239	14	10.302	2:43.398	14	18.238	2:27.703	14	24.060	2:25.183	83	32.464	2:35.350
9	20.468	3:11.569	9	12.381	2:41.147	9	25.147	2:32.533	9	35.685	2:29.899	9	48.331	2:32.023
SC	2:40.289	2:41.647 P												

Weather / Track : Overcast / Wet

Results can be found at www.tsl-timing.com

Page 1 of 3

Silverstone GP

Circuit Length = 5.891 km

Start: 15:21 Flag 15:52 End: 15:55

Printed - 15:57 Sunday, 22 September 2019

2019 Ferrari Challenge Trofeo Pirelli UK

RACE 2 - LAP CHART

LAP 6 @ 15:36:22.526			LAP 7 @ 15:38:41.759			LAP 8 @ 15:41:01.913			LAP 9 @ 15:43:22.670			LAP 10 @ 15:45:43.580		
NO	BEHIND	LAP TIME	NO	BEHIND	LAP TIME	NO	BEHIND	LAP TIME	NO	BEHIND	LAP TIME	NO	BEHIND	LAP TIME
79		2:19.461	79		2:19.233	79		2:20.154	79		2:20.757	79		2:20.910
29	1.126	2:19.485	29	1.112	2:19.219	29	0.604	2:19.646	29	0.828	2:20.981	29	0.488	2:20.570
10	10.587	2:21.669	10	13.055	2:21.701	6	15.124	2:21.674	6	16.513	2:22.146	6	17.720	2:22.117
74	10.874	2:21.261	6	13.604	2:21.565	10	16.097	2:23.196	10	17.861	2:22.521	10	19.243	2:22.292
6	11.272	2:21.038	74	14.515	2:22.874	74	16.794	2:22.433	74	18.581	2:22.544	74	20.040	2:22.369
13	20.649	2:23.109	13	25.870	2:24.454	13	29.606	2:23.890	13	33.758	2:24.909	27	36.866	2:23.716
27	25.883	2:22.805	27	28.944	2:22.294	27	31.222	2:22.432	27	34.060	2:23.595	13	39.894	2:27.046
40	26.917	2:26.608	40	31.725	2:24.041	40	36.192	2:24.621	43	41.811	2:25.234	43	46.006	2:25.105
43	30.313	2:24.686	43	33.821	2:22.741	43	37.334	2:23.667	40	42.595	2:27.160	40	47.430	2:25.745
60	30.869	2:25.524	60	35.717	2:24.081	60	39.933	2:24.370	60	45.047	2:25.871	60	49.231	2:25.094
1	33.827	2:25.356	1	38.242	2:23.648	18	40.723	2:22.313	18	45.345	2:25.379	18	49.492	2:25.057
18	34.428	2:25.227	18	38.564	2:23.369	1	42.870	2:24.782	1	46.269	2:24.156	1	49.927	2:24.568
14	37.917	2:26.644	14	43.885	2:25.201	14	49.929	2:26.198	14	53.392	2:24.220	83	56.866	2:23.071
83	39.805	2:26.802	83	45.097	2:24.525	83	50.513	2:25.570	83	54.705	2:24.949	14	57.564	2:25.082
77	40.229	2:29.622	77	46.661	2:25.665	77	51.105	2:24.598	77	55.638	2:25.290	77	58.340	2:23.612
22	41.104	2:33.308	22	47.259	2:25.388	22	53.813	2:26.708	22	1:00.302	2:27.246	22	1:09.476	2:30.084
69	56.356	2:46.437	69	1:08.592	2:31.469	69	1:18.743	2:30.305	69	1:30.328	2:32.342	69	1:41.817	2:32.399
9	59.120	2:30.250	9	1:09.119	2:29.232	9	1:19.346	2:30.381	9	1:39.492	2:40.903	9	1:46.696	2:28.114

Weather / Track : Overcast / Wet

Silverstone GP

Circuit Length = 5.891 km

Start: 15:21 Flag 15:52 End: 15:55

2019 Ferrari Challenge Trofeo Pirelli UK

RACE 2 - LAP CHART

LAP 11 @ 15:48:04.572			LAP 12 @ 15:50:25.359			LAP 13 @ 15:52:46.623		
NO	BEHIND	LAP TIME	NO	BEHIND	LAP TIME	NO	BEHIND	LAP TIME
79		2:20.992	79		2:20.787	79		2:21.264
29	0.446	2:20.950	29	0.484	2:20.825	29	0.377	2:21.157
6	19.167	2:22.439	6	20.432	2:22.052	6	22.288	2:23.120
10	20.567	2:22.316	10	21.601	2:21.821	10	23.139	2:22.802
74	21.642	2:22.594	74	22.765	2:21.910	74	24.194	2:22.693
27	39.598	2:23.724	27	43.067	2:24.256	27	47.336	2:25.533
13	44.996	2:26.094	13	50.475	2:26.266	13	57.122	2:27.911
43	50.459	2:25.445	60	57.992	2:25.540	60	1:02.554	2:25.826
40	52.401	2:25.963	40	59.068	2:27.454	40	1:03.426	2:25.622
60	53.239	2:25.000	1	59.565	2:26.719	1	1:03.783	2:25.482
1	53.633	2:24.698	18	59.982	2:26.664	18	1:04.207	2:25.489
18	54.105	2:25.605	83	1:04.622	2:24.781	83	1:07.348	2:23.990
83	1:00.628	2:24.754	14	1:05.183	2:24.896	14	1:07.856	2:23.937
14	1:01.074	2:24.502	77	1:06.071	2:24.415	77	1:08.190	2:23.383
77	1:02.443	2:25.095	22	1:28.582	2:32.095	22	1:37.727	2:30.409
22	1:17.274	2:28.790	69	2:02.787	2:32.100	69	2:12.135	2:30.612
69	1:51.474	2:30.649	9	2:06.449	2:31.361	9	2:16.680	2:31.495
9	1:55.875	2:30.171						

Weather / Track : Overcast / Wet

Results can be found at www.tsl-timing.com

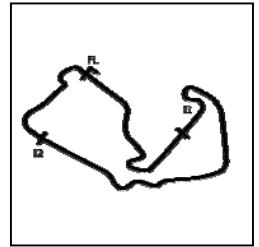
Page 3 of 3

Silverstone GP
Circuit Length = 5.891 km
Start: 15:21 Flag 15:52 End: 15:55

Printed - 15:57 Sunday, 22 September 2019

2019 Ferrari Challenge Trofeo Pirelli UK

RACE 2 - SECTOR ANALYSIS



SECTOR 1 = FL to I1, SECTOR 2 = I1 to I2, SECTOR 3 = I2 to FL, DIFF = Difference To Personal Best Lap, P = Crossed Finish Line in Pit Lane, D = Time Disallowed

P1		79 P		Jamie CLARKE		488 Challenge				
IDEAL LAP TIME : 2:18.874		BEST LAP TIME : 2:19.233		DIFFERENCE : 0.359						
LAP	SECTOR 1	SECTOR 2	SECTOR 3	LAP TIME	KPH	DIFF	TIME OF DAY			
1 -		203.7	1:20.704	194.9	36.048	131.8	2:51.101	123.94	31.868	15:24:15.326
2 -	50.386	172.8	1:20.317	216.8	38.531	155.8	2:49.234	125.31	30.001	15:27:04.560
3 -	42.267	235.8	1:07.498	242.1	30.002	157.2	2:19.767	151.73	0.534	15:29:24.327
4 -	42.043	234.2	1:07.608	241.6	29.710	156.5	2:19.361 (2)	152.17	0.128	15:31:43.688
5 -	42.171	235.2	1:07.448	241.0	29.758	159.5	2:19.377 (3)	152.15	0.144	15:34:03.065
6 -	42.048	235.8	1:07.812	242.1	29.601	157.6	2:19.461	152.06	0.228	15:36:22.526
7 -	41.825	234.7	1:07.661	243.7	29.747	156.5	2:19.233 (1)	152.31		15:38:41.759
8 -	42.388	235.8	1:07.701	242.6	30.065	156.0	2:20.154	151.31	0.921	15:41:01.913
9 -	42.067	236.8	1:08.616	242.6	30.074	156.0	2:20.757	150.66	1.524	15:43:22.670
10 -	42.176	236.3	1:07.985	241.6	30.749	156.9	2:20.910	150.50	1.677	15:45:43.580
11 -	42.550	237.3	1:07.791	242.1	30.651	155.3	2:20.992	150.41	1.759	15:48:04.572
12 -	42.168	235.8	1:08.451	243.2	30.168	156.0	2:20.787	150.63	1.554	15:50:25.359
13 -	42.426	235.8	1:08.180	243.7	30.658	153.1	2:21.264	150.12	2.031	15:52:46.623

P2		29 P		Jason BAKER		488 Challenge				
IDEAL LAP TIME : 2:18.609		BEST LAP TIME : 2:19.219		DIFFERENCE : 0.610						
LAP	SECTOR 1	SECTOR 2	SECTOR 3	LAP TIME	KPH	DIFF	TIME OF DAY			
1 -		169.8	1:20.211	188.8	36.570	112.6	2:52.147	123.19	32.928	15:24:16.372
2 -	50.452	184.6	1:20.090	213.0	38.309	152.1	2:48.851	125.59	29.632	15:27:05.223
3 -	43.209	232.7	1:07.646	243.2	29.558	156.9	2:20.413	151.03	1.194	15:29:25.636
4 -	42.155	234.7	1:07.505	242.6	29.573	153.4	2:19.233 (2)	152.31	0.014	15:31:44.869
5 -	42.404	236.3	1:07.334	243.7	29.560	154.7	2:19.298 (3)	152.24	0.079	15:34:04.167
6 -	41.783	237.3	1:07.820	242.6	29.882	158.3	2:19.485	152.04	0.266	15:36:23.652
7 -	41.717	238.4	1:07.618	243.7	29.884	155.8	2:19.219 (1)	152.33		15:38:42.871
8 -	42.022	234.7	1:07.456	244.3	30.168	152.9	2:19.646	151.86	0.427	15:41:02.517
9 -	41.987	237.3	1:08.550	243.2	30.444	155.6	2:20.981	150.42	1.762	15:43:23.498
10 -	42.122	238.9	1:07.691	243.2	30.757	160.0	2:20.570	150.86	1.351	15:45:44.068
11 -	42.569	238.4	1:07.643	244.8	30.738	153.4	2:20.950	150.46	1.731	15:48:05.018
12 -	42.344	236.8	1:08.339	243.7	30.142	155.3	2:20.825	150.59	1.606	15:50:25.843
13 -	42.299	235.2	1:08.320	244.3	30.538	157.2	2:21.157	150.24	1.938	15:52:47.000

P3		6 P		Paul HOGARTH		488 Challenge				
IDEAL LAP TIME : 2:20.713		BEST LAP TIME : 2:20.872		DIFFERENCE : 0.159						
LAP	SECTOR 1	SECTOR 2	SECTOR 3	LAP TIME	KPH	DIFF	TIME OF DAY			
1 -		164.6	1:19.169	169.5	36.705	122.4	2:53.828	122.00	32.956	15:24:18.053
2 -	51.503	173.3	1:19.311	194.5	37.718	152.1	2:48.532	125.83	27.660	15:27:06.585
3 -	43.806	227.3	1:08.820	241.6	30.800	139.5	2:23.426	147.86	2.554	15:29:30.011
4 -	42.856	233.2	1:08.463	241.0	30.558	151.4	2:21.877	149.47	1.005	15:31:51.888
5 -	42.566	234.2	1:08.246	242.1	30.060	154.5	2:20.872 (1)	150.54		15:34:12.760
6 -	42.501	233.2	1:08.540	241.0	29.997	155.6	2:21.038 (2)	150.36	0.166	15:36:33.798
7 -	43.024	233.7	1:08.575	238.4	29.966	148.1	2:21.565 (3)	149.80	0.693	15:38:55.363
8 -	43.086	225.9	1:08.405	241.0	30.183	156.2	2:21.674	149.69	0.802	15:41:17.037
9 -	42.917	230.7	1:08.666	240.5	30.563	156.7	2:22.146	149.19	1.274	15:43:39.183
10 -	42.683	233.2	1:08.704	240.0	30.730	155.1	2:22.117	149.22	1.245	15:46:01.300
11 -	42.741	231.7	1:09.152	238.9	30.546	156.0	2:22.439	148.88	1.567	15:48:23.739
12 -	43.214	228.3	1:08.783	241.6	30.055	149.5	2:22.052	149.29	1.180	15:50:45.791
13 -	43.682	231.7	1:08.809	241.0	30.629	153.8	2:23.120	148.18	2.248	15:53:08.911

Weather / Track : Overcast / Wet

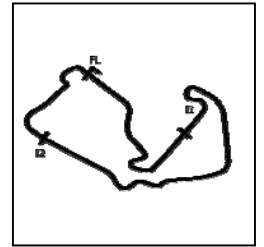
Silverstone GP

Circuit Length = 5.891 km

Start: 15:21 Flag 15:52 End: 15:55

2019 Ferrari Challenge Trofeo Pirelli UK

RACE 2 - SECTOR ANALYSIS



SECTOR 1 = FL to I1, SECTOR 2 = I1 to I2, SECTOR 3 = I2 to FL, DIFF = Difference To Personal Best Lap, P = Crossed Finish Line in Pit Lane, D = Time Disallowed

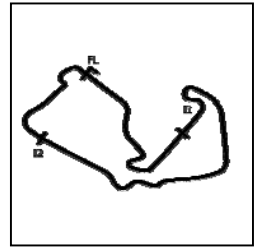
P4		10 P		Henry SIMMONS			488 Challenge			
IDEAL LAP TIME : 2:20.870		BEST LAP TIME : 2:21.317			DIFFERENCE : 0.447					
LAP	SECTOR 1		SECTOR 2		SECTOR 3		LAP TIME	KPH	DIFF	TIME OF DAY
1 -		154.0	1:19.796	171.1	36.422	124.8	2:53.147	122.48	31.830	15:24:17.372
2 -	51.195	184.9	1:19.468	192.5	38.030	149.1	2:48.693	125.71	27.376	15:27:06.065
3 -	43.318	230.7	1:08.789	240.5	30.608	152.1	2:22.715	148.60	1.398	15:29:28.780
4 -	42.822	232.2	1:08.489	239.4	30.006	148.9	2:21.317 (1)	150.07		15:31:50.097
5 -	43.150	232.2	1:08.248	240.0	29.949	155.1	2:21.347 (2)	150.03	0.030	15:34:11.444
6 -	42.673	230.7	1:08.769	239.4	30.227	152.3	2:21.669 (3)	149.69	0.352	15:36:33.113
7 -	42.787	233.7	1:08.684	240.0	30.230	154.2	2:21.701	149.66	0.384	15:38:54.814
8 -	43.196	232.7	1:09.794	240.5	30.206	154.7	2:23.196	148.10	1.879	15:41:18.010
9 -	43.144	232.2	1:08.974	240.5	30.403	156.0	2:22.521	148.80	1.204	15:43:40.531
10 -	43.211	231.7	1:08.773	240.0	30.308	153.8	2:22.292	149.04	0.975	15:46:02.823
11 -	43.093	233.7	1:08.751	240.0	30.472	154.0	2:22.316	149.01	0.999	15:48:25.139
12 -	43.032	233.7	1:08.416	241.0	30.373	152.7	2:21.821	149.53	0.504	15:50:46.960
13 -	43.902	232.2	1:08.671	240.0	30.229	152.1	2:22.802	148.51	1.485	15:53:09.762

P5		74 P		Andrew BRUCE			488 Challenge			
IDEAL LAP TIME : 2:40.252		BEST LAP TIME : 2:20.752			DIFFERENCE : -19.500					
LAP	SECTOR 1		SECTOR 2		SECTOR 3		LAP TIME	KPH	DIFF	TIME OF DAY
1 -		176.4	1:19.990	186.5	36.278	115.7	2:52.601	122.87	31.849	15:24:16.826
2 -	50.880	165.8	1:19.984	213.8	38.037	148.1	2:48.901	125.56	28.149	15:27:05.727
3 -	43.990	231.2					2:23.528	147.75	2.776	15:29:29.255
4 -							2:22.132	149.21	1.380	15:31:51.387
5 -							2:20.752 (1)	150.67		15:34:12.139
6 -							2:21.261 (2)	150.13	0.509	15:36:33.400
7 -							2:22.874	148.43	2.122	15:38:56.274
8 -							2:22.433	148.89	1.681	15:41:18.707
9 -							2:22.544	148.77	1.792	15:43:41.251
10 -							2:22.369	148.96	1.617	15:46:03.620
11 -							2:22.594	148.72	1.842	15:48:26.214
12 -							2:21.910 (3)	149.44	1.158	15:50:48.124
13 -							2:22.693	148.62	1.941	15:53:10.817

P6		27 P		Martin SMITH			488 Challenge			
IDEAL LAP TIME : 2:22.183		BEST LAP TIME : 2:22.294			DIFFERENCE : 0.111					
LAP	SECTOR 1		SECTOR 2		SECTOR 3		LAP TIME	KPH	DIFF	TIME OF DAY
1 -		196.3	1:20.092	225.0	34.846	145.7	2:57.507	119.47	35.213	15:24:21.732
2 -	51.761	144.7	1:19.343	217.7	35.633	147.9	2:46.737	127.19	24.443	15:27:08.469
3 -	44.845	225.4	1:10.447	234.2	31.345	143.4	2:26.637	144.62	4.343	15:29:35.106
4 -	45.657	227.8	1:09.659	234.2	30.758	141.7	2:26.074	145.18	3.780	15:32:01.180
5 -	45.055	216.0	1:08.856	235.2	30.513	154.5	2:24.424	146.84	2.130	15:34:25.604
6 -	43.106	228.8	1:08.851	236.8	30.848	154.0	2:22.805 (3)	148.50	0.511	15:36:48.409
7 -	43.173	228.8	1:08.768	235.8	30.353	155.3	2:22.294 (1)	149.04		15:39:10.703
8 -	43.115	228.8	1:08.724	235.2	30.593	155.6	2:22.432 (2)	148.89	0.138	15:41:33.135
9 -	43.152	228.3	1:09.445	236.8	30.998	139.7	2:23.595	147.69	1.301	15:43:56.730
10 -	43.725	228.3	1:09.476	234.7	30.515	153.1	2:23.716	147.56	1.422	15:46:20.446
11 -	43.358	227.3	1:09.577	234.7	30.789	153.6	2:23.724	147.55	1.430	15:48:44.170
12 -	44.009	227.3	1:09.656	233.2	30.591	153.6	2:24.256	147.01	1.962	15:51:08.426
13 -	43.586	228.3	1:10.174	233.2	31.773	144.0	2:25.533	145.72	3.239	15:53:33.959

2019 Ferrari Challenge Trofeo Pirelli UK

RACE 2 - SECTOR ANALYSIS



SECTOR 1 = FL to I1, SECTOR 2 = I1 to I2, SECTOR 3 = I2 to FL, DIFF = Difference To Personal Best Lap, P = Crossed Finish Line in Pit Lane, D = Time Disallowed

P7		13 S		Stuart WILLSON			488 Challenge			
IDEAL LAP TIME : 2:22.933		BEST LAP TIME : 2:23.046			DIFFERENCE : 0.113					
LAP	SECTOR 1		SECTOR 2		SECTOR 3		LAP TIME	KPH	DIFF	TIME OF DAY
1 -		184.9	1:19.829	227.8	35.137	146.1	2:56.755	119.98	33.709	15:24:20.980
2 -	51.690	150.6	1:19.165	226.4	36.171	146.5	2:47.026	126.97	23.980	15:27:08.006
3 -	44.100	231.7	1:10.088	237.8	30.725	153.6	2:24.913	146.34	1.867	15:29:32.919
4 -	43.335	232.7	1:09.958	237.8	30.808	149.5	2:24.101	147.17	1.055	15:31:57.020
5 -	43.045	230.2	1:09.496	237.8	30.505	154.0	2:23.046 (1)	148.25		15:34:20.066
6 -	42.932	231.7	1:09.659	238.4	30.518	153.4	2:23.109 (2)	148.19	0.063	15:36:43.175
7 -	43.379	231.2	1:10.316	240.0	30.759	154.2	2:24.454	146.81	1.408	15:39:07.629
8 -	43.223	230.2	1:10.070	238.9	30.597	147.5	2:23.890 (3)	147.38	0.844	15:41:31.519
9 -	43.251	231.7	1:10.424	239.4	31.234	144.0	2:24.909	146.35	1.863	15:43:56.428
10 -	45.291	229.7	1:10.777	240.0	30.978	152.9	2:27.046	144.22	4.000	15:46:23.474
11 -	43.758	230.2	1:10.911	238.9	31.425	150.0	2:26.094	145.16	3.048	15:48:49.568
12 -	43.983	230.7	1:10.853	239.4	31.430	152.3	2:26.266	144.99	3.220	15:51:15.834
13 -	44.310	229.7	1:11.556	238.4	32.045	149.7	2:27.911	143.38	4.865	15:53:43.745

P8		60 P		Wayne MARRS			488 Challenge			
IDEAL LAP TIME : 2:23.747		BEST LAP TIME : 2:24.081			DIFFERENCE : 0.334					
LAP	SECTOR 1		SECTOR 2		SECTOR 3		LAP TIME	KPH	DIFF	TIME OF DAY
1 -		190.1	1:19.855	196.3	34.572	133.8	3:01.391	116.91	37.310	15:24:25.616
2 -	50.002	131.5	1:20.207	186.8	35.190	133.9	2:45.399	128.22	21.318	15:27:11.015
3 -	44.348	229.7	1:10.281	243.2	31.468	141.1	2:26.097	145.16	2.016	15:29:37.112
4 -	44.612	229.2	1:10.103	243.2	31.013	148.3	2:25.728	145.52	1.647	15:32:02.840
5 -	44.088	220.8	1:10.321	241.0	30.622	148.5	2:25.031	146.22	0.950	15:34:27.871
6 -	44.033	235.2	1:09.945	242.1	31.546	150.8	2:25.524	145.73	1.443	15:36:53.395
7 -	43.506	235.8	1:09.619	243.2	30.956	139.1	2:24.081 (1)	147.19		15:39:17.476
8 -	43.619	234.7	1:09.726	242.6	31.025	138.1	2:24.370 (2)	146.89	0.289	15:41:41.846
9 -	44.971	232.2	1:09.937	241.6	30.963	147.1	2:25.871	145.38	1.790	15:44:07.717
10 -	43.826	233.7	1:09.906	243.7	31.362	143.8	2:25.094	146.16	1.013	15:46:32.811
11 -	43.594	233.7	1:10.117	241.6	31.289	149.1	2:25.000 (3)	146.25	0.919	15:48:57.811
12 -	44.129	232.7	1:10.113	241.6	31.298	130.4	2:25.540	145.71	1.459	15:51:23.351
13 -	44.434	231.7	1:10.145	241.6	31.247	147.3	2:25.826	145.43	1.745	15:53:49.177

P9		40 S		Jamie THWAITES			488 Challenge			
IDEAL LAP TIME : 2:23.263		BEST LAP TIME : 2:23.980			DIFFERENCE : 0.717					
LAP	SECTOR 1		SECTOR 2		SECTOR 3		LAP TIME	KPH	DIFF	TIME OF DAY
1 -		179.1	1:19.205	192.8	36.632	146.1	2:55.167	121.07	31.187	15:24:19.392
2 -	50.943	156.2	1:19.806	223.6	37.009	148.1	2:47.758	126.41	23.778	15:27:07.150
3 -	44.161	232.2	1:10.836	237.3	32.179	132.1	2:27.176	144.09	3.196	15:29:34.326
4 -	44.112	231.7	1:09.652	240.0	30.765	153.1	2:24.529 (3)	146.73	0.549	15:31:58.855
5 -	43.386	227.3	1:10.216	240.0	30.378	151.4	2:23.980 (1)	147.29		15:34:22.835
6 -	43.957	228.3	1:10.250	238.9	32.401	148.7	2:26.608	144.65	2.628	15:36:49.443
7 -	43.660	232.2	1:09.499	242.6	30.882	155.6	2:24.041 (2)	147.23	0.061	15:39:13.484
8 -	43.398	231.2	1:10.262	242.1	30.961	149.7	2:24.621	146.64	0.641	15:41:38.105
9 -	44.620	230.7	1:11.395	240.5	31.145	143.4	2:27.160	144.11	3.180	15:44:05.265
10 -	44.383	232.7	1:10.576	241.6	30.786	153.4	2:25.745	145.51	1.765	15:46:31.010
11 -	43.811	231.2	1:10.881	237.8	31.271	150.2	2:25.963	145.29	1.983	15:48:56.973
12 -	44.561	233.2	1:11.642	241.6	31.251	143.0	2:27.454	143.82	3.474	15:51:24.427
13 -	43.777	233.2	1:10.471	241.6	31.374	147.9	2:25.622	145.63	1.642	15:53:50.049

Weather / Track : Overcast / Wet

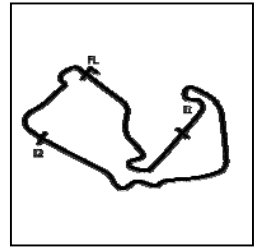
Silverstone GP

Circuit Length = 5.891 km

Start: 15:21 Flag 15:52 End: 15:55

2019 Ferrari Challenge Trofeo Pirelli UK

RACE 2 - SECTOR ANALYSIS



SECTOR 1 = FL to I1, SECTOR 2 = I1 to I2, SECTOR 3 = I2 to FL, DIFF = Difference To Personal Best Lap, P = Crossed Finish Line in Pit Lane, D = Time Disallowed

P10		1 S		Alex MOSS		488 Challenge				
IDEAL LAP TIME : 2:22.934		BEST LAP TIME : 2:23.648		DIFFERENCE : 0.714						
LAP	SECTOR 1	SECTOR 2	SECTOR 3	LAP TIME	KPH	DIFF	TIME OF DAY			
1 -		201.8	1:20.618	164.1	34.370	137.0	3:03.344	115.67	39.696	15:24:27.569
2 -	49.911	141.7	1:21.176	226.8	34.154	134.1	2:45.241	128.34	21.593	15:27:12.810
3 -	44.671	225.9	1:10.339	241.0	31.497	148.5	2:26.507	144.75	2.859	15:29:39.317
4 -	44.203	214.7	1:10.318	233.7	31.328	146.5	2:25.849	145.40	2.201	15:32:05.166
5 -	43.309	230.7	1:11.276	240.0	31.246	142.8	2:25.831	145.42	2.183	15:34:30.997
6 -	43.468	233.2	1:11.239	241.0	30.649	153.1	2:25.356	145.90	1.708	15:36:56.353
7 -	43.156	234.7	1:09.410	240.5	31.082	142.8	2:23.648 (1)	147.63		15:39:20.001
8 -	43.035	234.7	1:10.817	241.6	30.930	138.2	2:24.782	146.47	1.134	15:41:44.783
9 -	42.883	235.2	1:10.023	241.6	31.250	143.6	2:24.156 (2)	147.11	0.508	15:44:08.939
10 -	43.340	231.2	1:10.221	242.1	31.007	145.9	2:24.568 (3)	146.69	0.920	15:46:33.507
11 -	43.888	233.2	1:09.402	241.0	31.408	148.3	2:24.698	146.56	1.050	15:48:58.205
12 -	43.849	229.2	1:11.329	241.6	31.541	142.8	2:26.719	144.54	3.071	15:51:24.924
13 -	43.663	236.8	1:10.528	242.1	31.291	149.3	2:25.482	145.77	1.834	15:53:50.406

P11		18 S		David GROVER		488 Challenge				
IDEAL LAP TIME : 2:22.153		BEST LAP TIME : 2:22.313		DIFFERENCE : 0.160						
LAP	SECTOR 1	SECTOR 2	SECTOR 3	LAP TIME	KPH	DIFF	TIME OF DAY			
1 -		211.3	1:19.718	169.2	34.563	131.3	3:04.279	115.08	41.966	15:24:28.504
2 -	49.766	149.7	1:21.497	219.0	33.627	130.2	2:44.890	128.61	22.577	15:27:13.394
3 -	45.343	225.9	1:11.045	232.7	30.713	149.3	2:27.101	144.17	4.788	15:29:40.495
4 -	43.469	217.3	1:10.895	236.8	30.871	150.6	2:25.235	146.02	2.922	15:32:05.730
5 -	43.431	219.0	1:11.654	235.8	30.912	150.0	2:25.997	145.26	3.684	15:34:31.727
6 -	43.583	227.8	1:11.069	237.3	30.575	152.7	2:25.227	146.03	2.914	15:36:56.954
7 -	43.240	230.2	1:09.381	238.9	30.748	151.0	2:23.369 (2)	147.92	1.056	15:39:20.323
8 -	43.400	231.7	1:08.631	238.9	30.282	146.5	2:22.313 (1)	149.02		15:41:42.636
9 -	44.535	226.4	1:10.002	237.8	30.842	150.2	2:25.379	145.87	3.066	15:44:08.015
10 -	43.987	229.2	1:10.072	238.4	30.998	148.9	2:25.057 (3)	146.20	2.744	15:46:33.072
11 -	44.337	225.9	1:10.386	237.8	30.882	150.8	2:25.605	145.65	3.292	15:48:58.677
12 -	44.461	228.8	1:10.967	237.8	31.236	151.4	2:26.664	144.59	4.351	15:51:25.341
13 -	44.179	231.2	1:10.616	237.3	30.694	151.8	2:25.489	145.76	3.176	15:53:50.830

P12		83 S		Richard GUY		488 Challenge				
IDEAL LAP TIME : 2:22.724		BEST LAP TIME : 2:23.071		DIFFERENCE : 0.347						
LAP	SECTOR 1	SECTOR 2	SECTOR 3	LAP TIME	KPH	DIFF	TIME OF DAY			
1 -		194.9	1:19.891	228.8	34.616	152.3	2:58.160	119.03	35.089	15:24:22.385
2 -	51.662	135.5	1:19.604	200.0	35.385	153.6	2:46.651	127.25	23.580	15:27:09.036
3 -	44.427	226.4	1:11.179	234.7	30.807	153.4	2:26.413	144.84	3.342	15:29:35.449
4 -	44.135	226.8	1:09.273	242.1	31.322	156.7	2:24.730	146.53	1.659	15:32:00.179
5 -	54.760	174.1	1:09.728	241.0	30.862	152.3	2:35.350	136.51	12.279	15:34:35.529
6 -	44.721	225.9	1:10.849	242.1	31.232	152.3	2:26.802	144.46	3.731	15:37:02.331
7 -	43.226	234.2	1:09.944	242.6	31.355	152.5	2:24.525 (3)	146.74	1.454	15:39:26.856
8 -	44.292	233.2	1:09.968	242.1	31.310	144.5	2:25.570	145.68	2.499	15:41:52.426
9 -	43.988	229.2	1:09.558	244.3	31.403	150.4	2:24.949	146.31	1.878	15:44:17.375
10 -	42.992	228.3	1:09.032	241.6	31.047	150.6	2:23.071 (1)	148.23		15:46:40.446
11 -	44.333	226.8	1:09.338	241.0	31.083	150.8	2:24.754	146.50	1.683	15:49:05.200
12 -	43.653	229.7	1:09.689	243.7	31.439	155.6	2:24.781	146.48	1.710	15:51:29.981
13 -	43.522	234.7	1:09.768	243.2	30.700	155.1	2:23.990 (2)	147.28	0.919	15:53:53.971

Weather / Track : Overcast / Wet

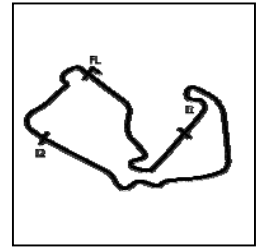
Silverstone GP

Circuit Length = 5.891 km

Start: 15:21 Flag 15:52 End: 15:55

2019 Ferrari Challenge Trofeo Pirelli UK

RACE 2 - SECTOR ANALYSIS



SECTOR 1 = FL to I1, SECTOR 2 = I1 to I2, SECTOR 3 = I2 to FL, DIFF = Difference To Personal Best Lap, P = Crossed Finish Line in Pit Lane, D = Time Disallowed

P13		14 S		Imran KARA			488 Challenge			
IDEAL LAP TIME : 2:23.604		BEST LAP TIME : 2:23.937			DIFFERENCE : 0.333					
LAP	SECTOR 1		SECTOR 2		SECTOR 3		LAP TIME	KPH	DIFF	TIME OF DAY
1 -		141.7	1:20.019	209.3	33.655	137.0	3:07.239	113.26	43.302	15:24:31.464
2 -	48.738	147.9	1:21.896	209.7	32.764	140.4	2:43.398	129.79	19.461	15:27:14.862
3 -	45.331	222.2	1:11.186	226.4	31.186	146.3	2:27.703	143.58	3.766	15:29:42.565
4 -	43.712	230.7	1:10.484	227.8	30.987	140.6	2:25.183	146.07	1.246	15:32:07.748
5 -	44.408	230.7	1:10.379	236.8	31.264	146.3	2:26.051	145.20	2.114	15:34:33.799
6 -	45.394	228.3	1:10.324	239.4	30.926	150.2	2:26.644	144.61	2.707	15:37:00.443
7 -	43.818	227.3	1:10.629	235.8	30.754	150.4	2:25.201	146.05	1.264	15:39:25.644
8 -	45.170	229.2	1:09.365	237.8	31.663	147.1	2:26.198	145.06	2.261	15:41:51.842
9 -	43.956	229.2	1:09.417	234.2	30.847	148.3	2:24.220 (2)	147.05	0.283	15:44:16.062
10 -	44.213	222.2	1:10.013	240.5	30.856	145.7	2:25.082	146.17	1.145	15:46:41.144
11 -	43.996	223.6	1:09.927	234.7	30.579	142.8	2:24.502 (3)	146.76	0.565	15:49:05.646
12 -	43.732	228.3	1:09.812	240.5	31.352	148.3	2:24.896	146.36	0.959	15:51:30.542
13 -	43.858	227.3	1:09.313	238.9	30.766	138.1	2:23.937 (1)	147.33		15:53:54.479

P14		77 S		Paul SIMMERSON			488 Challenge			
IDEAL LAP TIME : 2:23.318		BEST LAP TIME : 2:23.383			DIFFERENCE : 0.065					
LAP	SECTOR 1		SECTOR 2		SECTOR 3		LAP TIME	KPH	DIFF	TIME OF DAY
1 -		192.5	1:19.675	187.5	34.610	138.6	3:05.062	114.59	41.679	15:24:29.287
2 -	50.138	158.5	1:21.249	226.4	33.265	142.6	2:44.652	128.80	21.269	15:27:13.939
3 -	45.649	225.9	1:10.357	234.7	31.303	152.5	2:27.309	143.96	3.926	15:29:41.248
4 -	44.109	230.2	1:10.520	238.4	30.826	155.3	2:25.455	145.80	2.072	15:32:06.703
5 -	43.646	225.0	1:11.762	235.8	31.022	152.3	2:26.430	144.83	3.047	15:34:33.133
6 -	46.908	222.6	1:10.405	238.4	32.309	152.1	2:29.622	141.74	6.239	15:37:02.755
7 -	44.007	230.2	1:10.192	238.4	31.466	150.4	2:25.665	145.59	2.282	15:39:28.420
8 -	44.254	230.2	1:09.567	238.4	30.777	156.7	2:24.598	146.66	1.215	15:41:53.018
9 -	44.537	229.7	1:09.728	239.4	31.025	156.7	2:25.290	145.96	1.907	15:44:18.308
10 -	43.671	231.2	1:09.224	238.4	30.717	154.2	2:23.612 (2)	147.67	0.229	15:46:41.920
11 -	43.661	225.0	1:10.482	235.8	30.952	156.5	2:25.095	146.16	1.712	15:49:07.015
12 -	43.934	230.2	1:09.719	236.3	30.762	158.8	2:24.415 (3)	146.85	1.032	15:51:31.430
13 -	43.711	228.8	1:09.132	238.9	30.540	151.0	2:23.383 (1)	147.90		15:53:54.813

P15		22 S		Gary REDMAN			488 Challenge			
IDEAL LAP TIME : 2:24.480		BEST LAP TIME : 2:25.388			DIFFERENCE : 0.908					
LAP	SECTOR 1		SECTOR 2		SECTOR 3		LAP TIME	KPH	DIFF	TIME OF DAY
1 -		204.9	1:20.185	182.4	34.509	137.0	3:02.419	116.25	37.031	15:24:26.644
2 -	50.046	128.4	1:20.294	232.2	34.816	139.5	2:45.156	128.40	19.768	15:27:11.800
3 -	44.863	233.2	1:10.569	236.8	31.289	143.2	2:26.721	144.54	1.333	15:29:38.521
4 -	44.091	226.4	1:10.820	238.4	30.935	148.3	2:25.846 (2)	145.41	0.458	15:32:04.367
5 -	43.602	231.2	1:11.336	242.6	31.017	145.9	2:25.955 (3)	145.30	0.567	15:34:30.322
6 -	43.780	232.7	1:18.670	238.4	30.858	147.5	2:33.308	138.33	7.920	15:37:03.630
7 -	44.018	231.7	1:10.020	242.1	31.350	149.3	2:25.388 (1)	145.86		15:39:29.018
8 -	44.203	232.2	1:10.948	239.4	31.557	147.1	2:26.708	144.55	1.320	15:41:55.726
9 -	44.534	233.2	1:11.217	240.5	31.495	147.1	2:27.246	144.02	1.858	15:44:22.972
10 -	45.853	219.9	1:12.521	238.4	31.710	144.0	2:30.084	141.30	4.696	15:46:53.056
11 -	44.739	228.3	1:12.132	240.0	31.919	147.5	2:28.790	142.53	3.402	15:49:21.846
12 -	45.913	227.8	1:12.253	240.0	33.929	143.6	2:32.095	139.43	6.707	15:51:53.941
13 -	45.038	229.2	1:11.928	238.9	33.443	141.1	2:30.409	140.99	5.021	15:54:24.350

Weather / Track : Overcast / Wet

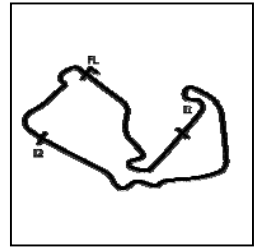
Silverstone GP

Circuit Length = 5.891 km

Start: 15:21 Flag 15:52 End: 15:55

2019 Ferrari Challenge Trofeo Pirelli UK

RACE 2 - SECTOR ANALYSIS



SECTOR 1 = FL to I1, SECTOR 2 = I1 to I2, SECTOR 3 = I2 to FL, DIFF = Difference To Personal Best Lap, P = Crossed Finish Line in Pit Lane, D = Time Disallowed

P16 69 S		Toby FLANNAGAN		488 Challenge			
IDEAL LAP TIME :		BEST LAP TIME : 2:26.082		DIFFERENCE :			
LAP	SECTOR 1	SECTOR 2	SECTOR 3	LAP TIME	KPH	DIFF	TIME OF DAY
1 -	175.3			2:55.740	120.67	29.658	15:24:19.965
2 -				2:47.565	126.56	21.483	15:27:07.530
3 -				2:27.077 (2)	144.19	0.995	15:29:34.607
4 -				2:26.082 (1)	145.17		15:32:00.689
5 -				2:31.756	139.74	5.674	15:34:32.445
6 -				2:46.437	127.42	20.355	15:37:18.882
7 -				2:31.469	140.01	5.387	15:39:50.351
8 -				2:30.305 (3)	141.09	4.223	15:42:20.656
9 -				2:32.342	139.21	6.260	15:44:52.998
10 -				2:32.399	139.15	6.317	15:47:25.397
11 -				2:30.649	140.77	4.567	15:49:56.046
12 -				2:32.100	139.43	6.018	15:52:28.146
13 -				2:30.612	140.80	4.530	15:54:58.758

P17 9 S		Paul STEVENS		488 Challenge						
IDEAL LAP TIME : 2:27.768		BEST LAP TIME : 2:28.114		DIFFERENCE : 0.346						
LAP	SECTOR 1	SECTOR 2	SECTOR 3	LAP TIME	KPH	DIFF	TIME OF DAY			
1 -		156.9	1:21.437	197.4	35.701	121.8	3:11.569	110.70	43.455	15:24:35.794
2 -	48.749	197.0	1:18.515	205.7	33.883	135.8	2:41.147	131.60	13.033	15:27:16.941
3 -	46.126	210.9	1:13.901	229.7	32.506	145.3	2:32.533	139.03	4.419	15:29:49.474
4 -	45.519	224.0	1:12.394	233.7	31.986	145.5	2:29.899 (3)	141.47	1.785	15:32:19.373
5 -	46.452	193.8	1:13.812	231.2	31.759	146.3	2:32.023	139.50	3.909	15:34:51.396
6 -	45.860	220.4	1:12.813	233.2	31.577	141.9	2:30.250	141.14	2.136	15:37:21.646
7 -	45.010	225.9	1:11.398	233.7	32.824	138.1	2:29.232 (2)	142.11	1.118	15:39:50.878
8 -	46.173	227.8	1:11.320	238.4	32.888	147.7	2:30.381	141.02	2.267	15:42:21.259
9 -	45.558	227.8	1:11.874	233.2	43.471	141.7	2:40.903	131.80	12.789	15:45:02.162
10 -	44.931	223.1	1:11.666	231.2	31.517	147.3	2:28.114 (1)	143.18		15:47:30.276
11 -	46.030	221.3	1:12.283	232.7	31.858	141.5	2:30.171	141.22	2.057	15:50:00.447
12 -	45.193	227.8	1:12.363	231.2	33.805	143.6	2:31.361	140.11	3.247	15:52:31.808
13 -	46.383	222.2	1:12.162	232.2	32.950	142.1	2:31.495	139.98	3.381	15:55:03.303

P18 43 P		Josh KIRKWOOD-JONES		488 Challenge						
IDEAL LAP TIME : 2:22.598		BEST LAP TIME : 2:22.741		DIFFERENCE : 0.143						
LAP	SECTOR 1	SECTOR 2	SECTOR 3	LAP TIME	KPH	DIFF	TIME OF DAY			
1 -		199.2	1:20.850	207.2	34.916	131.7	3:00.195	117.69	37.454	15:24:24.420
2 -	50.360	132.1	1:20.141	219.9	35.924	131.3	2:46.425	127.43	23.684	15:27:10.845
3 -	43.744	231.2	1:10.301	232.7	31.259	152.5	2:25.304	145.95	2.563	15:29:36.149
4 -	45.655	225.0	1:10.430	240.0	30.888	151.4	2:26.973	144.29	4.232	15:32:03.122
5 -	44.268	225.9	1:10.293	240.0	30.470	152.3	2:25.031	146.22	2.290	15:34:28.153
6 -	44.456	232.7	1:09.492	241.6	30.738	151.4	2:24.686 (3)	146.57	1.945	15:36:52.839
7 -	43.341	232.2	1:08.879	240.5	30.521	152.7	2:22.741 (1)	148.57		15:39:15.580
8 -	43.857	230.2	1:09.432	241.0	30.378	152.3	2:23.667 (2)	147.61	0.926	15:41:39.247
9 -	43.822	232.2	1:10.095	235.2	31.317	146.5	2:25.234	146.02	2.493	15:44:04.481
10 -	44.451	228.8	1:09.957	240.0	30.697	153.1	2:25.105	146.15	2.364	15:46:29.586
11 -	44.504	230.7	1:09.821	240.0	31.120	151.2	2:25.445	145.81	2.704	15:48:55.031

2019 Ferrari Challenge Trofeo Pirelli UK

RACE 2 - BEST SECTORS

SECTOR 1			SECTOR 2			SECTOR 3			IDEAL / BEST COMPARISON						
POS	NO	NAME	TIME	NO	NAME	TIME	NO	NAME	TIME	POS	NO	NAME	IDEAL	BEST	DIFF
													PERFECT LAP	2:18.609	
1	29	BAKER	41.717	29	BAKER	1:07.334	29	BAKER	29.558	1	29	BAKER	2:18.609	2:19.219	0.610
2	79	CLARKE	41.825	79	CLARKE	1:07.448	79	CLARKE	29.601	2	79	CLARKE	2:18.874	2:19.233	0.359
3	6	HOGARTH	42.501	6	HOGARTH	1:08.246	10	SIMMONS	29.949	3	6	HOGARTH	2:20.713	2:20.872	0.159
4	10	SIMMONS	42.673	10	SIMMONS	1:08.248	6	HOGARTH	29.966	4	10	SIMMONS	2:20.870	2:21.317	0.447
5	1	MOSS	42.883	18	GROVER	1:08.631	18	GROVER	30.282	5	18	GROVER	2:22.153	2:22.313	0.160
6	13	WILLSON	42.932	27	SMITH	1:08.724	27	SMITH	30.353	6	27	SMITH	2:22.183	2:22.294	0.111
7	83	GUY	42.992	43	KIRKWOOD-JONES	1:08.879	40	THWAITES	30.378	7	43	KIRKWOOD-JONES	2:22.598	2:22.741	0.143
8	27	SMITH	43.106	83	GUY	1:09.032	43	KIRKWOOD-JONES	30.378	8	83	GUY	2:22.724	2:23.071	0.347
9	18	GROVER	43.240	77	SIMMERSON	1:09.132	13	WILLSON	30.505	9	13	WILLSON	2:22.933	2:23.046	0.113
10	43	KIRKWOOD-JONES	43.341	14	KARA	1:09.313	77	SIMMERSON	30.540	10	1	MOSS	2:22.934	2:23.648	0.714
11	40	THWAITES	43.386	1	MOSS	1:09.402	14	KARA	30.579	11	40	THWAITES	2:23.263	2:23.980	0.717
12	60	MARRS	43.506	13	WILLSON	1:09.496	60	MARRS	30.622	12	77	SIMMERSON	2:23.318	2:23.383	0.065
13	22	REDMAN	43.602	40	THWAITES	1:09.499	1	MOSS	30.649	13	14	KARA	2:23.604	2:23.937	0.333
14	77	SIMMERSON	43.646	60	MARRS	1:09.619	83	GUY	30.700	14	60	MARRS	2:23.747	2:24.081	0.334
15	14	KARA	43.712	22	REDMAN	1:10.020	22	REDMAN	30.858	15	22	REDMAN	2:24.480	2:25.388	0.908
16	74	BRUCE	43.990	9	STEVENS	1:11.320	9	STEVENS	31.517	16	9	STEVENS	2:27.768	2:28.114	0.346
17	9	STEVENS	44.931	74	BRUCE	1:19.984	74	BRUCE	36.278	17	74	BRUCE	2:40.252	2:20.752	-19.500
18										18	69	FLANNAGAN		2:26.082	

Weather / Track : Overcast / Wet

Results can be found at www.tsl-timing.com

Silverstone GP

Circuit Length = 5.891 km

Start: 15:21 Flag 15:52 End: 15:55

Printed - 15:58 Sunday, 22 September 2019

2019 Ferrari Challenge Trofeo Pirelli UK

RACE 2 - STATISTICS

Competitors Started	18
Planned Start	2019-09-22 @ 15:20:00.000
Actual Start	2019-09-22 @ 15:21:24.224
Finish Time	2019-09-22 @ 15:52:46.622
Track Length	5.891km
Total Laps	233
Total Distance Covered	1372.603km

Session Fastest Lap History

NO	CL	NAME	LAP TIME	TIME OF DAY	LAP	VEHICLE
79	P	Jamie CLARKE	2:49.234	15:27:04.561	2	488 Challenge
29	P	Jason BAKER	2:48.851	15:27:05.223	2	488 Challenge
10	P	Henry SIMMONS	2:48.693	15:27:06.064	2	488 Challenge
6	P	Paul HOGARTH	2:48.532	15:27:06.585	2	488 Challenge
40	S	Jamie THWAITES	2:47.758	15:27:07.146	2	488 Challenge
69	S	Toby FLANNAGAN	2:47.565	15:27:07.530	2	488 Challenge
13	S	Stuart WILLSON	2:47.026	15:27:08.006	2	488 Challenge
27	P	Martin SMITH	2:46.737	15:27:08.470	2	488 Challenge
83	S	Richard GUY	2:46.651	15:27:09.035	2	488 Challenge
43	P	Josh KIRKWOOD-JONES	2:46.425	15:27:10.842	2	488 Challenge
60	P	Wayne MARRS	2:45.399	15:27:11.013	2	488 Challenge
22	S	Gary REDMAN	2:45.156	15:27:11.802	2	488 Challenge
18	S	David GROVER	2:44.890	15:27:13.394	2	488 Challenge
77	S	Paul SIMMERSON	2:44.652	15:27:13.941	2	488 Challenge
14	S	Imran KARA	2:43.398	15:27:14.862	2	488 Challenge
9	S	Paul STEVENS	2:41.147	15:27:16.941	2	488 Challenge
79	P	Jamie CLARKE	2:19.767	15:29:24.328	3	488 Challenge
79	P	Jamie CLARKE	2:19.361	15:31:43.690	4	488 Challenge
29	P	Jason BAKER	2:19.233	15:31:44.869	4	488 Challenge
29	P	Jason BAKER	2:19.219	15:38:42.872	7	488 Challenge

Session Leader History

NO	CL	NAME	FROM LAP	LAPS LED	DISTANCE	VEHICLE
79	P	Jamie CLARKE	1	13	76.58 km	488 Challenge

Flag History

TYPE	TIME OF DAY
GREEN	15:21:24.224
SAFETY	15:21:26.169
GREEN	15:27:03.224
FINISH	15:52:46.622

Flag Statistics

TYPE	COUNT	TOTAL LAPS	TOTAL TIME
Green	2	12	28:13.557
Red	0	0	0.000
Safety Car	1	1	5:37.055
FCY	0	0	0.000

2019 Ferrari Challenge Trofeo Pirelli UK

RACE 2 - STATISTICS

CLASS : P

8 Starters

Fastest Lap History

NO	NAME	LAP TIME	TIME OF DAY	LAP	VEHICLE
79	Jamie CLARKE	2:49.234	15:27:04.561	2	488 Challenge
29	Jason BAKER	2:48.851	15:27:05.223	2	488 Challenge
10	Henry SIMMONS	2:48.693	15:27:06.064	2	488 Challenge
6	Paul HOGARTH	2:48.532	15:27:06.585	2	488 Challenge
27	Martin SMITH	2:46.737	15:27:08.470	2	488 Challenge
43	Josh KIRKWOOD-JONES	2:46.425	15:27:10.842	2	488 Challenge
60	Wayne MARRS	2:45.399	15:27:11.013	2	488 Challenge
79	Jamie CLARKE	2:19.767	15:29:24.328	3	488 Challenge
79	Jamie CLARKE	2:19.361	15:31:43.690	4	488 Challenge
29	Jason BAKER	2:19.233	15:31:44.869	4	488 Challenge
29	Jason BAKER	2:19.219	15:38:42.872	7	488 Challenge

Leader History

NO	NAME	FROM LAP	LAPS LED	DISTANCE	VEHICLE
79	Jamie CLARKE	1	13	76.58 km	488 Challenge

2019 Ferrari Challenge Trofeo Pirelli UK

RACE 2 - STATISTICS

CLASS : S

10 Starters

Fastest Lap History

NO	NAME	LAP TIME	TIME OF DAY	LAP	VEHICLE
40	Jamie THWAITES	2:47.758	15:27:07.146	2	488 Challenge
69	Toby FLANNAGAN	2:47.565	15:27:07.530	2	488 Challenge
13	Stuart WILLSON	2:47.026	15:27:08.006	2	488 Challenge
83	Richard GUY	2:46.651	15:27:09.035	2	488 Challenge
22	Gary REDMAN	2:45.156	15:27:11.802	2	488 Challenge
18	David GROVER	2:44.890	15:27:13.394	2	488 Challenge
77	Paul SIMMERSON	2:44.652	15:27:13.941	2	488 Challenge
14	Imran KARA	2:43.398	15:27:14.862	2	488 Challenge
9	Paul STEVENS	2:41.147	15:27:16.941	2	488 Challenge
13	Stuart WILLSON	2:24.913	15:29:32.920	3	488 Challenge
13	Stuart WILLSON	2:24.101	15:31:57.021	4	488 Challenge
13	Stuart WILLSON	2:23.046	15:34:20.067	5	488 Challenge
18	David GROVER	2:22.313	15:41:42.635	8	488 Challenge

Leader History

NO	NAME	FROM LAP	LAPS LED	DISTANCE	VEHICLE
40	Jamie THWAITES	1	2	11.78 km	488 Challenge
13	Stuart WILLSON	3	11	64.80 km	488 Challenge